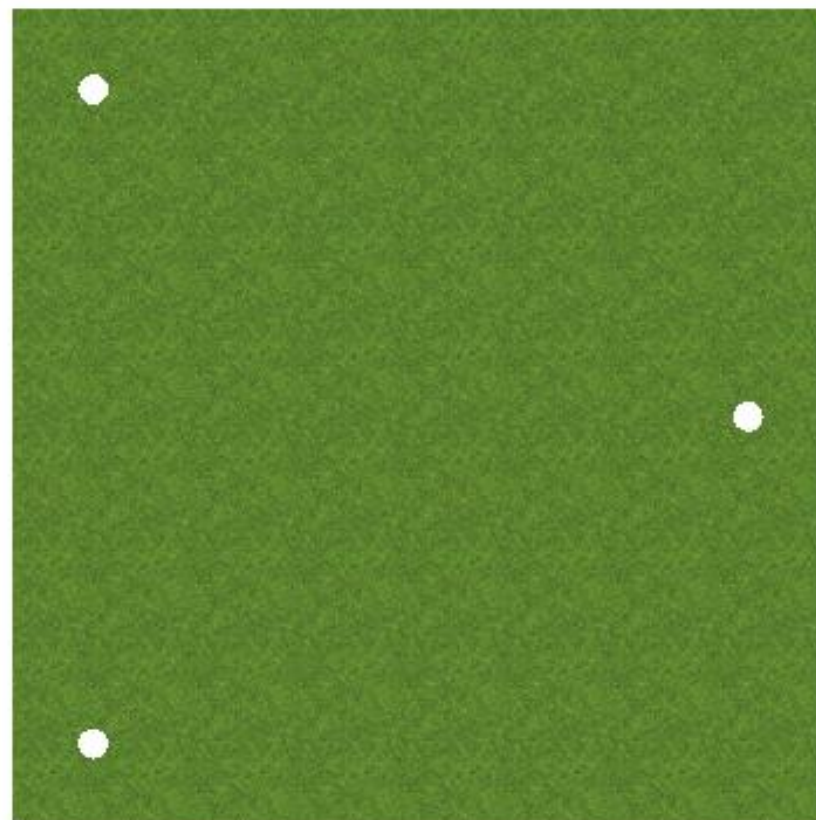


NOT TO SCALE



760-TL 10X10

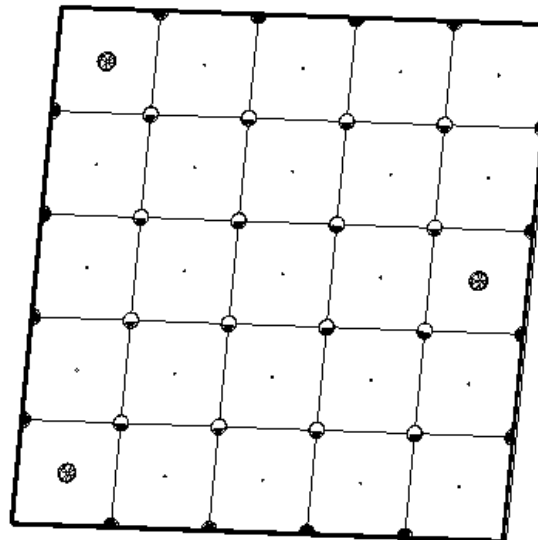
1

Check your shipment for accuracy. You should have received all of the following pieces.

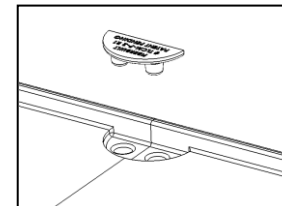
ITEM NO.	PART NUMBER	DESCRIPTION	WEIGHT	QTY.
1	TLCM-C-2	CORNER PIECE 2' X 2'	12.581	2
2	TLCM-C-2/H	CORNER PIECE 2' X 2' WITH HOLE	12.581	2
3	TLCM-E-2	EDGE PIECE 2' X 2'	11.543	11
4	TLCM-E-2/H	EDGE PIECE 2' X 2' WITH HOLE	11.000	1
5	TLCM-M-2	MIDDLE PIECE 2' X 2'	10.479	9
6	TLCM-P-4	4 PIN CONNECTOR	0.161	16
7	TLCM-P-2	2 PIN CONNECTOR	0.074	16
8	760-TL 10X10-167	119.5" X 119.5" W/ THREE HOLES		1
9	P-760CUPS	GOLF PUTTING CUP	0.125	3

2

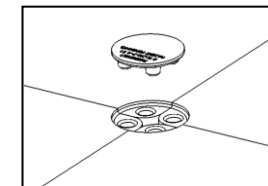
Lay down the rubber as shown below.



Edge Connections
("2-PINS")

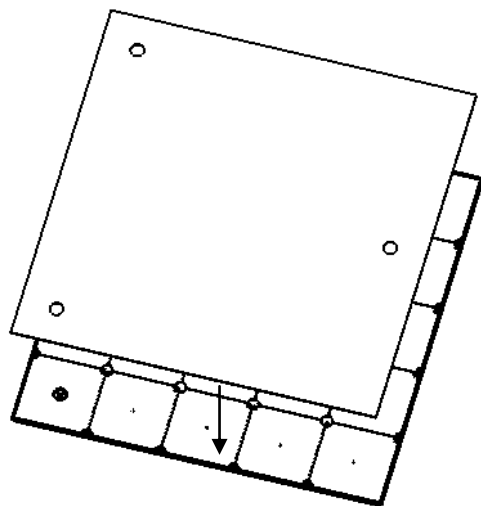


Center Connections
("4-PINS")



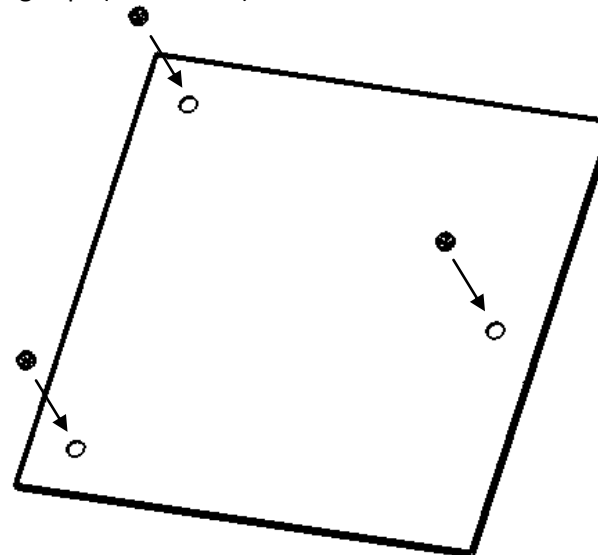
3

Lay down putting turf (760-TL 10X10)



4

Insert putting cups (P-760CUPS)



5

Finished Product

