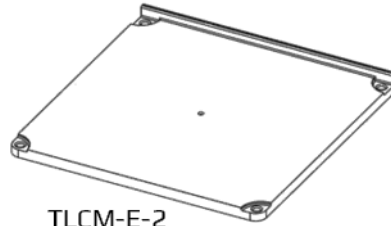
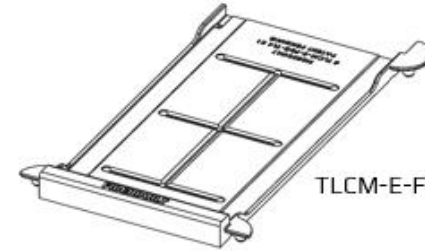


TLCM-C-2



TLCM-E-2



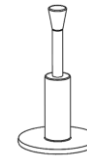
TLCM-E-FBG-TL4



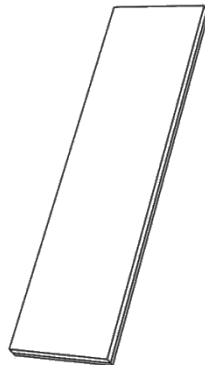
TLCM-P-2
"2-PINS"



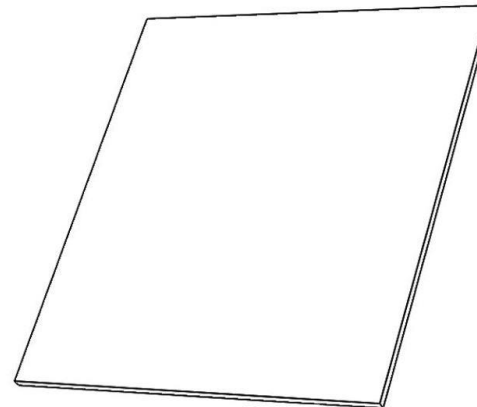
TLCM-P-4
"4-PINS"



658/621-BLK



385/40-4
Fiberbuilt Grass
Hitting Panel



660-TL 4X4
Stance Turf





1

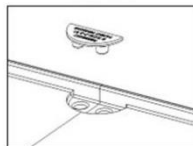
Check your shipment for accuracy. You should have received all of the following pieces.

ITEM NO.	PART NUMBER	QTY.
1	TLCM-C-2	4
2	TLCM-E-2	4
3	TLCM-E-FBG-TL4	2
4	TLCM-P-2	6
5	TLCM-P-4	2
6	385/40-4	1
7	660-TL 4 X 4	2
8	658/621-BLK	1

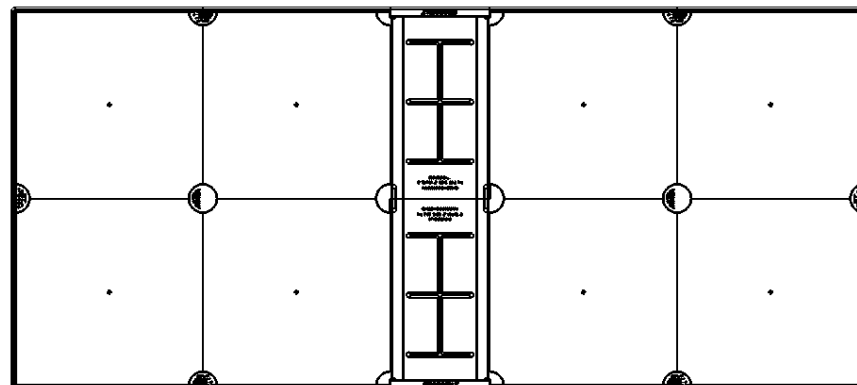
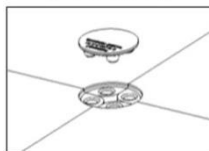
2

Lay down the rubber as shown below, installing pins as you go.

Edge Connections
("2-PINS")

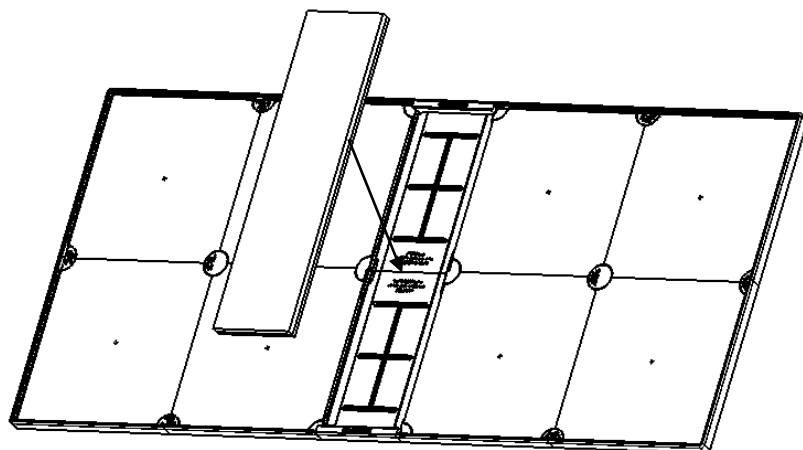


Center Connections
("4-PINS")



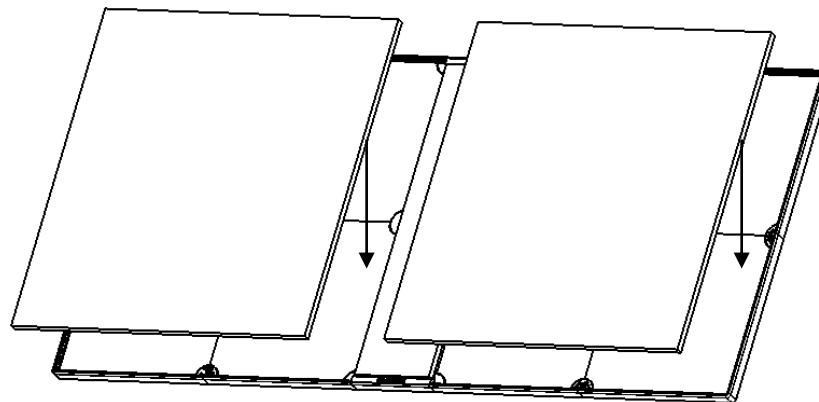
3

Insert tee (658/621-BLK) into the Fiberbuilt Grass Hitting Panel (385/40-4) from underneath before laying it down.



4

Lay down the stance turf (660-TL 4X4).






FIBERBUILT®

A Better Game. Made to Last.

FINISHED PRODUCT

T-4X9-660-CH



WWW.FIBERBUILTGOLF.COM

1-833-328-3218

