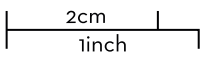


Longest toe here

The shoes are wider than this template!


(EU 44,5)
UK 10
shoe size

 necessary space

1.
Is the print size right?


2.
Please fold here!

4.
Place heel here

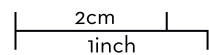
3.
Place the paper edge on the wall


* If the scaling above (2cm / 1inch line) is not correct, please check that for the print file "scaling" is set to 100%, as well as that the setting "Print without margins" is active. Then check the print out, whether the measurement-line under 1.) is exactly 2cm (1inch) long.

(EU 44,5)
UK 10
shoe size

 necessary space

1.
Is the print size right?



2.
Please fold here!

4.
Place heel here

3.
Place the paper edge on the wall

Longest toe here

The shoes are wider than this template!

* If the scaling above (2cm / 1inch line) is not correct, please check that for the print file "scaling" is set to 100%, as well as that the setting "Print without margins" is active. Then check the print out, whether the measurement-line under 1.) is exactly 2cm (1inch) long.