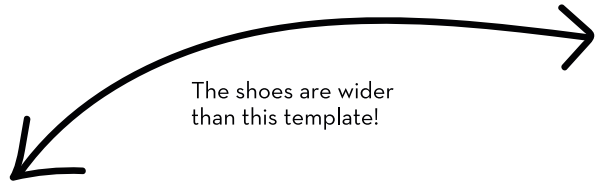




Longest toe here



The shoes are wider than this template!



necessary space

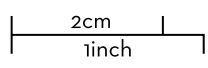
(EU 39)

UK 6

shoe size

1.

Is the print size right?



2.

Please fold here!

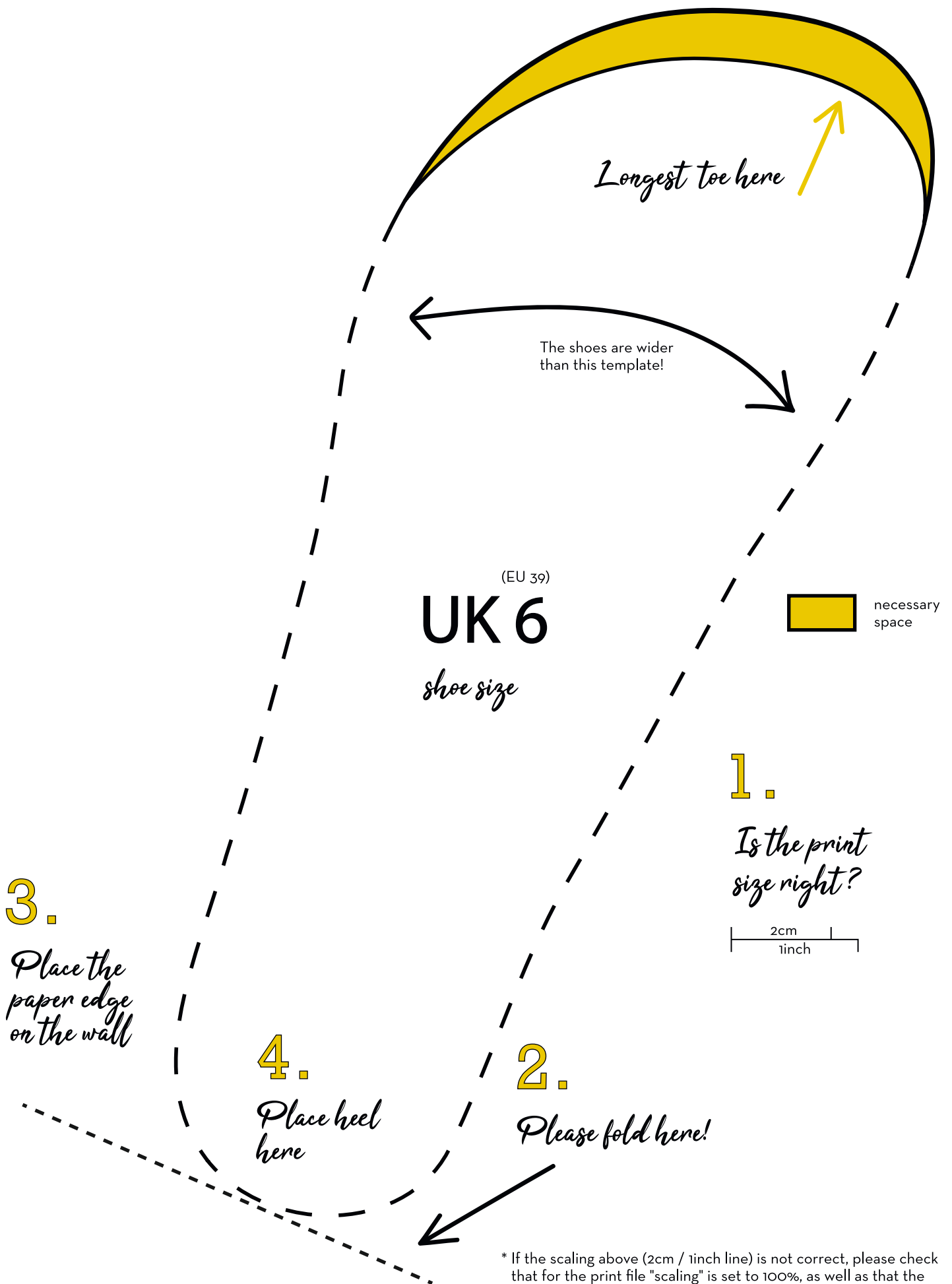
4.

Place heel here

3.

Place the paper edge on the wall

* If the scaling above (2cm / 1inch line) is not correct, please check that for the print file "scaling" is set to 100%, as well as that the setting "Print without margins" is active. Then check the print out, whether the measurement-line under 1.) is exactly 2cm (1inch) long.



Longest toe here

The shoes are wider than this template!

(EU 39)
UK 6
shoe size

necessary space

1.
Is the print size right?

2cm
1inch

3.
Place the paper edge on the wall

4.
Place heel here

2.
Please fold here!

* If the scaling above (2cm / 1inch line) is not correct, please check that for the print file "scaling" is set to 100%, as well as that the setting "Print without margins" is active. Then check the print out, whether the measurement-line under 1.) is exactly 2cm (1inch) long.