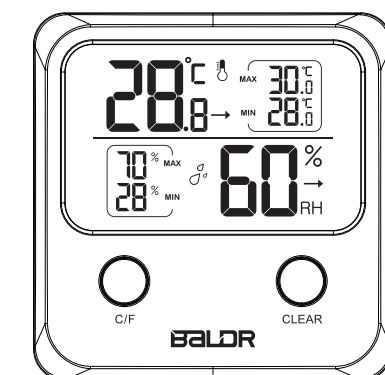


单页尺寸:105*148mm

USER MANUAL MODEL: B0335TH



Digital Hygro-thermometer

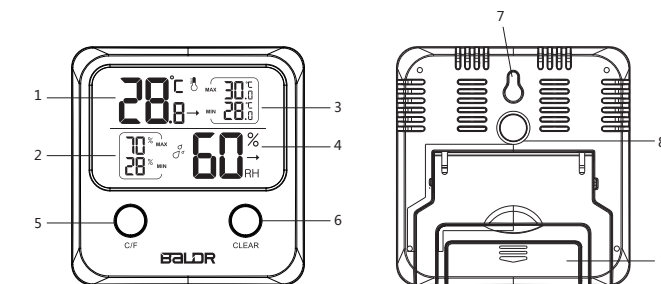


We thank you for the purchase of Baldr Digital Hygro-thermometer. It has been designed and constructed using innovative components and techniques to enable the perfect display of time by this device. Please read the instructions carefully to become familiar with the properties and functions before you use the unit.

Powered by : 1x AAA Battery (Not Included)

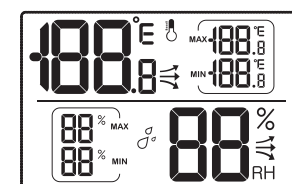
Product Overview

Main Unit



- | | |
|--|--------------------------------|
| 1. Indoor Temperature with Arrow Trend | 6. Clear the Max & Min records |
| 2. Max & Min records of humidity | 7. Hanging hole |
| 3. Max & Min records of temperature | 8. Magnet attaching |
| 4. Indoor Humidity with Arrow Trend | 9. Battery compartment |
| 5. Temperature Switch in C/ F | |

LCD Full Display



Features

1. Big temperature & humidity display with cute outlook
2. Temperature range: -10°C~50°C (14°F ~122°F)
3. Humidity range: 20%RH~95%RH
4. Max /Min temperature & humidity records within 24 hours
5. Temperature display with °C/°F Selectable
6. Arrow trends for temperature and humidity
7. Wall hanging, table standing or magnet attaching

Package Content

Following contents are included in the package:

1. 1xDigital Hygro-thermometer
2. 1xUser Manual

Getting Started

Power Supply

1. Remove the battery compartment cover.
2. Insert 1x AAA battery matching the polarity (+and-)

Operation Instructions

Temperature display

1. After power on, The indoor temperature will display automatically ,it will update reading each 30 seconds
2. Temperature display range :-10°C~50°C (14°F ~122°F)
3. Accuracy: The accuracy is ±1.5 °C when the temperature is between -10°C~50°C
4. Max/Min temperature will update timely, and the data will automatically be cleared each 24 hour after power on .
5. The arrow will change direction to show the temperature trend.
6. The temperature will display HH.H when the temperature is higher than 50°C and display LL.L when the temperature is lower than -10°C

Humidity display

1. After power on, The indoor humidity will display automatically ,it will update reading each 30 seconds
2. Humidity display range : 20%RH~95%RH
3. Accuracy: For humidity between 35%RH~80%RH, the accuracy is ±5%RH, if out of this range ,the accuracy will be ±8%RH
4. Max/Min humidity will update timely, and the data will automatically be cleared each 24 hour after power on .
5. The arrow will change direction to show the humidity trend.
6. The humidity will display HH when the humidity is higher than 95%RH and display LL when the humidity is lower than 20%RH

Button Operations

1. Press " C/F" key to switch from °C and °F
2. Press and hold the "CLEAR" key for above 2 seconds to clear the MAX and MIN data

Positioned Method

- The thermometer can be positioned in 3 ways as desired.
- A. Pull out the table stand bracket from the rear of the thermo-hygrometer and place it on table or desk as desired.
 - B. Hang on the wall by hanging hole.
 - C. Magnet attaching to a proper surface by the magnet on the back

PRECAUTIONS

Do not clean any part of the product with benzene, thinner or other solvent chemicals. When necessary, clean with a soft cloth.
 Never immerse the product in water. This will damage the product.
 Do not subject the product to extreme force, shock, or fluctuations in temperature or humidity.
 Do not tamper with the internal components.
 Do not mix new and old batteries or batteries of different types.
 Do not mix alkaline, standard or rechargeable batteries with this product.
 Remove the batteries if storing this product for a long period of time.
 Do not dispose of this product as unsorted municipal waste. Collection of such waste separately for special treatment is necessary.

WARRANTY

BALDR provides a 1-year limited warranty on this product against manufacturing defects in materials and workmanship. Warranty service can only be performed by our authorized service center. The original dated bill of sale must be presented upon request as proof of purchase to us, or our authorized service center.

The warranty covers all defects in material and workmanship with the following specified exceptions:(1) damage caused by accident, unreasonable use or neglect (including the lack of reasonable and necessary maintenance); (2) damage occurring during shipment (claims must be presented to the carrier); (3) damage to, or deterioration of any accessory or decorative surface; (4) damage resulting from failure to follow instructions contained in your owner's manual.

This warranty covers only actual defects within the product itself, and does not cover the cost of installation or removal from a fixed installation, normal set-up or adjustments, claims based on misrepresentation by the seller or performance variations resulting from installation-related circumstances.

To receive warranty service, the purchaser must contact with BALDR nominated service center for the problem determination and service procedure. Thank you for your choice of BALDR products!



www.baldr.com

service@baldr.com