

# Cruise Pod drives

Quiet, lightweight and space-saving

# TORQUEEDO

- + Smaller and lighter than combustion saildrives
- + Virtually silent while in use
- + No fuel or oil to leak or stink
- + Powerful lithium batteries provide long-range motoring
- + Minimal impact on sailing speed
- + Durable design and excellent corrosion protection for fresh and salt water

Sailboats / Commercial application  
up to 12 tons



## Peace and power

Don't confuse silence with weakness. Torqeedo's all-new Cruise fixed pod lineup is more powerful, lightweight and efficient than ever before.

The new Cruise 3.0 and 6.0 pods offer 50% more power but take up even less space on board. The new flagship model, the Cruise 12.0, is a 25 HP-


equivalent that easily powers sailboats up to 12 tons. All Cruise motors come with an onboard computer and display with GPS-calculated range and runtime.

The new Cruise 6.0 and 12.0 pods come standard with Torqeedo's advanced communication system,

TorqLink, which allows faster and more accurate data sharing between system components.

Visit our online Cruise configurator to build your perfect pod system.

Scan me



New for  
**2022**



CRUISE 3.0 FP

New for  
**2022**



CRUISE 6.0 FP

New for  
**2022**



CRUISE 12.0 FP

TECHNICAL DATA	CRUISE 3.0 FP	CRUISE 6.0 FP	CRUISE 12.0 FP
Input power in W	3,000	6,000	12,000
Propulsive power in W	1,530	2,760	6,720
Comparable diesel inboard (shaft power)	6 HP	9.9 HP	25 HP
Comparable diesel inboard (thrust)	8 HP	15 HP	25 HP
Maximum overall efficiency in %	51	58	56
Static thrust in lbs*	142	230	405
Nominal voltage in V	24	48	48
Total weight in kg	12.8	14.7	33.5

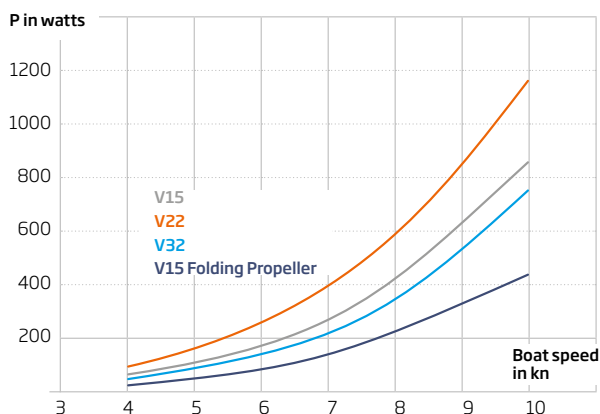
\* To compare Torqeedo static thrust data with conventional trolling motors, add approximately 50% to the Torqeedo static thrust values.

### High performance, speed and range

Dependent on factors such as type of boat, load, propeller and ambient conditions. Figures for speed and range are indicative only and are not a guarantee of performance.

#### As tested on a daysailer

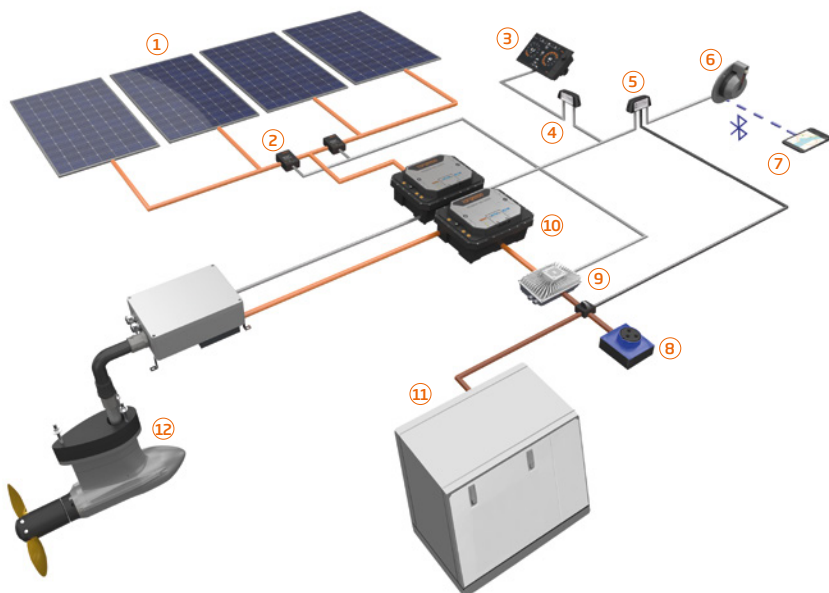
Cruise 3.0 FP	Cruise 6.0 FP
11.0 km/h - 1:10 hr	13.0 km/h - 0:50 hr
8.5 km/h - 3:00 hr	10.0 km/h - 3:00 hr
6.5 km/h - 9:00 hr	7.0 km/h - 9:00 hr
with 1 x Power24-3500	with 1 x Power48-5000



### Free for all

Generate emission-free, noise-free and cost-free energy while sailing? Yes, please! Cruise Fixed Pods can charge their own batteries while underway, so you always have plenty of power on board.

Hydrogeneration Cruise 12.0 FP: Values were determined in a towing test and represent the expected possible performance. Speed was measured by speed over ground (GPS). Actual approach speed at the propeller (speed through water) can deviate considerably and lead to significantly different performance.



### Head for the horizon with Cruise Hybrid

- 1 Solar panels
- 2 Solar charge controller
- 3 Multifunctional display
- 4 NMEA 2000 gateway
- 5 Hybrid safety adapter
- 6 Electronic throttle
- 7 Smartphone App
- 8 Shore power
- 9 Fast charger
- 10 Lithium-ion batteries
- 11 AC generator
- 12 Electric pod motor or outboard

**6 HP** equivalent  
**9.9 HP** equivalent  
**25 HP** equivalent

**TORQUEEDO**

**Power Equipment**

For more information and to find your nearest dealer:

[www.powerequipment.com.au](http://www.powerequipment.com.au)  
 1800 069 469