

# TEMPERATURE CONTROLLERS

## VT SERIES with LX Series Controller


- **Stainless Steel Cabinetry**
- **LX Control Instrument**
- **Modulating Cooling Valve**
- **Operating Temperatures to 250°F**
- **Heaters to 16 KW and Pumps to 3 HP**
- **Custom Cast Pump & Tank Assembly**

The Veteran LX temperature controller offers an enhanced microprocessor instrument and modulating cooling valve for more precise process temperature control packaged in a stainless steel cabinetry for a pleasing appearance.

All components, such as pumps, cylinders, contactors, valves and instruments are built for long term service and minimal maintenance. Veteran temperature controllers fit easily into any applications that require high level control of process temperature.



VT-275 shown



### STRAIGHT-LINE TEMPERATURE CONTROL

The new modulating cooling valve precisely meters the right amount of cooling water to keep the process temperature within 1/2° of the setpoint. No pump seal or heater damage from the pressure spikes of water hammer.

### FRIENDLY MICROPROCESSOR CONTROL

Large temperature display and digital selection of setpoint. Indicator lights for Power, Pump, Heat and Cool.

### TWIN TANK SYSTEM

Separate tanks for heating and cooling gives greater temperature control and simplifies service and maintenance.

### CUSTOM PUMP CASING

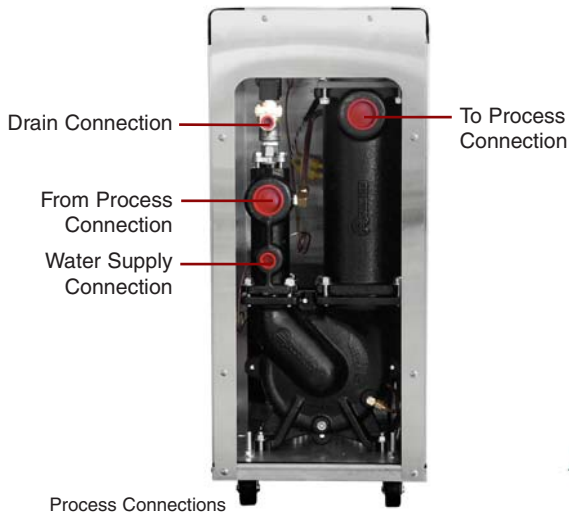

The custom pump casing produces more flow at less HP than conventional pumps for greater efficiency and energy savings.

# SPECIFICATIONS

MODELS		150	175	1100	1150	1200	1300	250	275	2100	2150	2200	2300	350	375	3100	3150	3200	3300
<b>HEATER<sup>1</sup></b>	KW	6	6	6	6	6	6	10	10	10	10	10	10	16	16	16	16	16	16
<b>PROCESS PUMP<sup>2</sup></b>	HP	1/2	3/4	1	1 1/2	2	3	1/2	3/4	1	1 1/2	2	3	1/2	3/4	1	1 1/2	2	3
	GPM	20	35	45	62	75	80	20	35	45	62	75	80	20	35	45	62	75	80
	PSI	30	30	30	30	30	30	30	30	30	30	30	30	30	30	30	30	30	30
<b>FULL LOAD AMPERAGE<sup>3</sup></b>	230 / 3 / 60	17.0	17.8	18.6	20.2	21.8	24.6	27.0	27.8	28.6	30.2	31.8	34.6	42.0	42.8	43.6	45.2	46.8	49.6
	460 / 3 / 60	8.5	8.9	9.3	10.1	10.9	12.3	13.5	13.9	14.3	15.1	15.9	17.3	21.0	21.4	21.8	22.6	23.4	24.8
<b>DIMENSIONS (inches)</b>	Height	28 1/4	28 1/4	28 1/4	28 1/4	28 1/4	28 1/4	28 1/4	28 1/4	28 1/4	28 1/4	28 1/4	28 1/4	28 1/4	28 1/4	28 1/4	28 1/4	28 1/4	28 1/4
	Width	12 1/2	12 1/2	12 1/2	12 1/2	12 1/2	12 1/2	12 1/2	12 1/2	12 1/2	12 1/2	12 1/2	12 1/2	12 1/2	12 1/2	12 1/2	12 1/2	12 1/2	12 1/2
	Depth	19 1/2	19 1/2	19 1/2	19 1/2	19 1/2	19 1/2	19 1/2	19 1/2	19 1/2	19 1/2	19 1/2	19 1/2	19 1/2	19 1/2	19 1/2	19 1/2	19 1/2	19 1/2
<b>CONNECTIONS (inches)</b>	To / From Process	1 1/4	1 1/4	1 1/4	1 1/4	1 1/4	1 1/4	1 1/4	1 1/4	1 1/4	1 1/4	1 1/4	1 1/4	1 1/4	1 1/4	1 1/4	1 1/4	1 1/4	1 1/4
	Water Supply / Drain	1/2	1/2	1/2	1/2	1/2	1/2	1/2	1/2	1/2	1/2	1/2	1/2	1/2	1/2	1/2	1/2	1/2	1/2
<b>WEIGHTS (lbs)</b>	Shipping <sup>4</sup>	195	200	205	205	210	220	198	200	208	208	213	223	200	205	210	210	220	225

**Notes:**

1. Derate heater by 25% for 208/3/60 operation.
2. Consult factory for pump curve performance.
3. Full load amps are higher than run load amps and must be used for sizing disconnects and supply wiring. Service disconnect by owner. Actual running amps at design conditions. Consult factory for 50Hz operation.
4. Unit weight crated for shipment.



## STANDARD FEATURES and OPTIONS

### UNIT CONSTRUCTION

- Stainless steel enclosure panels with lift-off mechanical cover and hinged electrical cabinet door
- Upright design on casters
- NPT female connections
- Flow-through cabinet ventilation

### CIRCULATING SYSTEM

- Custom cast pump casing
- Custom cast cylinder system
- Modulating cooling valve
- Flange mounted dual voltage heater
- Pump seal flush line

### INSTRUMENTATION

- Microprocessor based controller
- Large and bright temperature display in °F or °C
- Status indicators for Pump, Heat, Cool, Power
- On / off rocker switch
- Digital selection of setpoint
- Process pressure gauges

### ELECTRICAL

- Pump motor starter
- Transformer
- Factory installed 10' power cord

### LIMITS

- Low water supply pressure
- Motor overload
- Instrument fuse
- Pressure relief valve
- High temperature

### WARRANTY

- 2 years parts and labor

### OPTIONS

- Closed circuit kit
- Dual zone kit
- Non-ferrous construction
- Mold purge

**PRICE & PERFORMANCE... for the LONG TERM**



since 1989