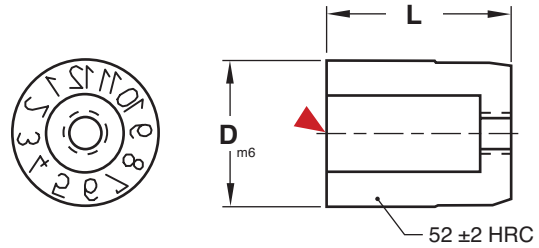
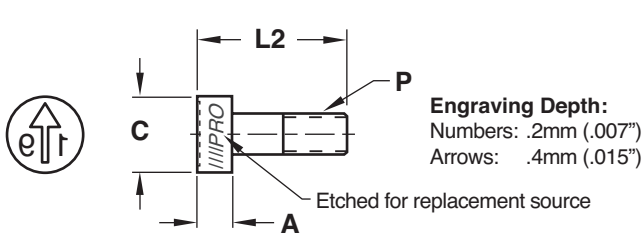


# DATE STAMPS

## CH SERIES: COMPACT HEIGHT



### PLUGS



M 1.4034 H 54-58 HRC

CATALOG NUMBER	C	A	L2	P
DCP04-19	2.2	2.0	8	M1x0.25
DCP05-19	3.1	2.0	8	M1.6x0.20
DCP06-19	3.1	2.0	8	M1.6x0.20
DCP08-19	4.4	2.5	10	M2.3x0.25
DCP10-19	5.2	3.0	12	M2.5x0.35
DCP12-19	6.2	3.0	14	M3x0.35
DCP16-19	8.2	3.5	14	M4x0.35
DCP20-19	11.0	4.5	16	M4x0.35

### RINGS





CATALOG NUMBER	D	L	B From Graphic Below
DC04	4	8	1.4
DC05	5	8	2
DC06	6	8	2
DC08	8	10	3
DC10	10	12	3
DC12	12	14	4
DC16	16	14	5
DC20	20	16	5

▶ CAD insertion point


**Additional Plug and Ring Options:** Specify catalog number as shown below for the different style plugs and rings.


#### Plug Styles: Recessed Lettering


 **Arrow Only**  
Cat #: DCP-Diam-AO  
Ex.: DCP05-AO


 **C**  
Cat #: DCP-Diam-C  
Ex.: DCP05-C


#### Ring Styles: Recessed Lettering


 **0 - 9**  
Cat #: DCN-Diam  
Ex.: DCN05

 **A - M**  
Cat #: DCA-Diam  
Ex.: DCA05

 **Blank**  
Cat #: DC-Diam-B  
Ex.: DC05-B

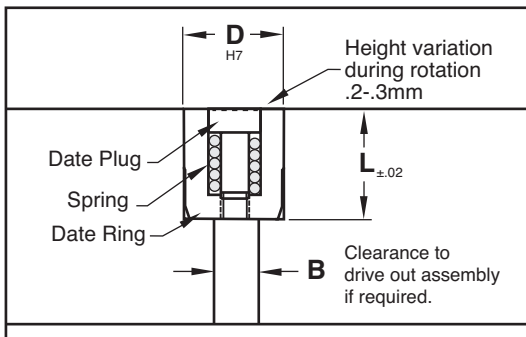
 **N - Z**  
Cat #: DCZ-Diam  
Ex.: DCZ05

 **Days**  
Cat #: DCL-Diam  
Ex.: DCL05

 **Years**  
Cat #: DCY-Diam-Starting Year\*  
Ex.: DCY05-19

Note: The DCL04 and DCL05 does not have tick marks.

#### Installation Guidelines:



Maximum mold temperature: 285° F (140° C)

\*Where years are specified, any year can be ordered by changing the suffix. Example DCP05-20 or DCY05-21.

Special configurations are available. Contact Customer Service for more information.

Plugs include springs and replacements are available.