


How to connect your smart device with your Populele through Bluetooth

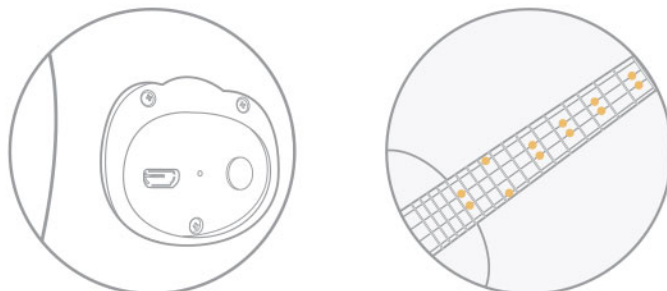
1. Please make sure you have turned on Bluetooth on your smart device.



2. Open your Populele App and sign in. Once you see the Bluetooth searching interface, App will find your Populele automatically.



3. Press and hold the power button for 4-5 seconds to turn on your Populele. The fretboard LEDs will light up accordingly and the blue light will start to flash. Your Populele now becomes available to connect to Bluetooth and this mode will continue for 1 minute.



06

APP for Populele



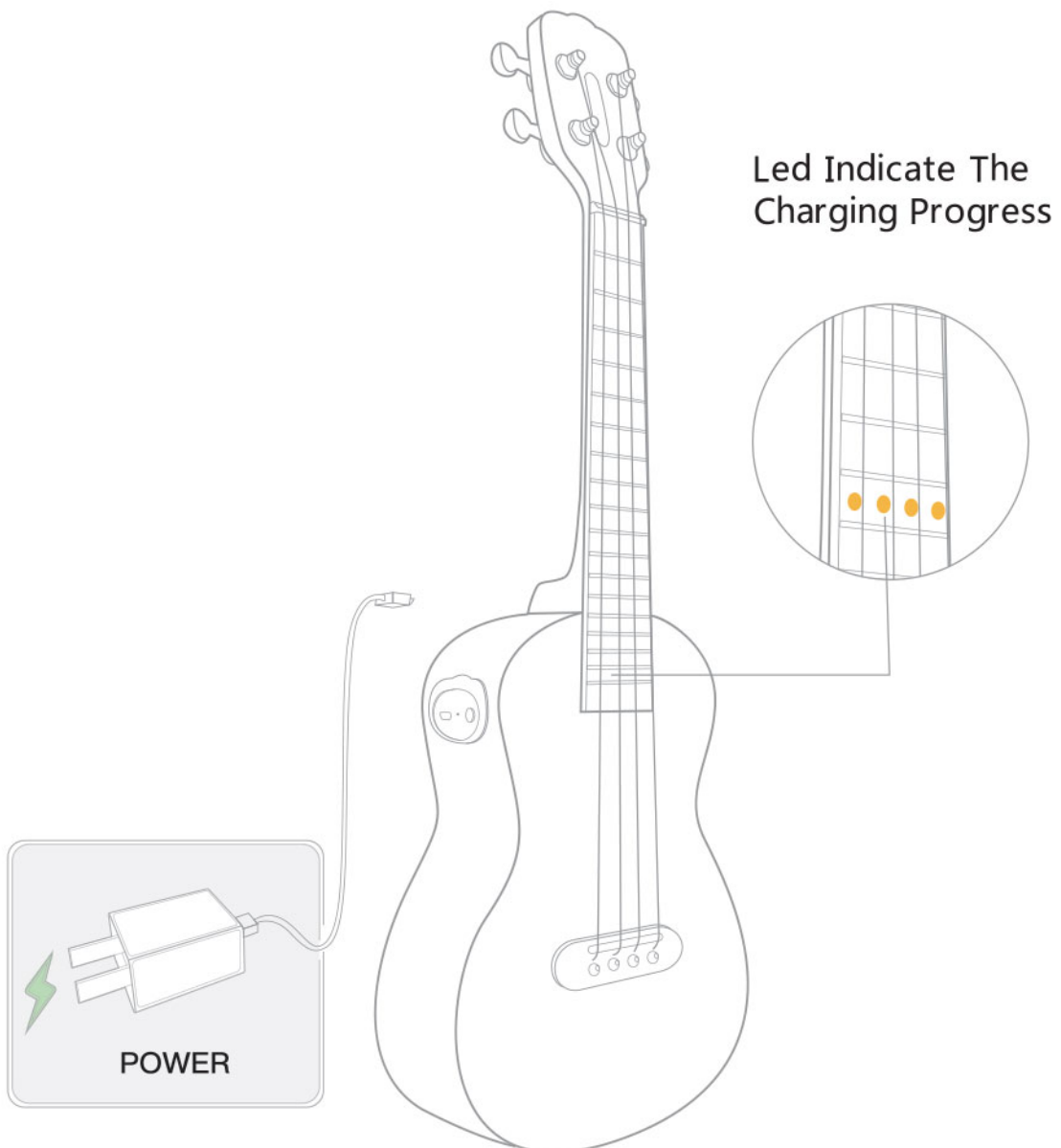
Populele customers have free VIP
App membership

All changes are subject to the latest version



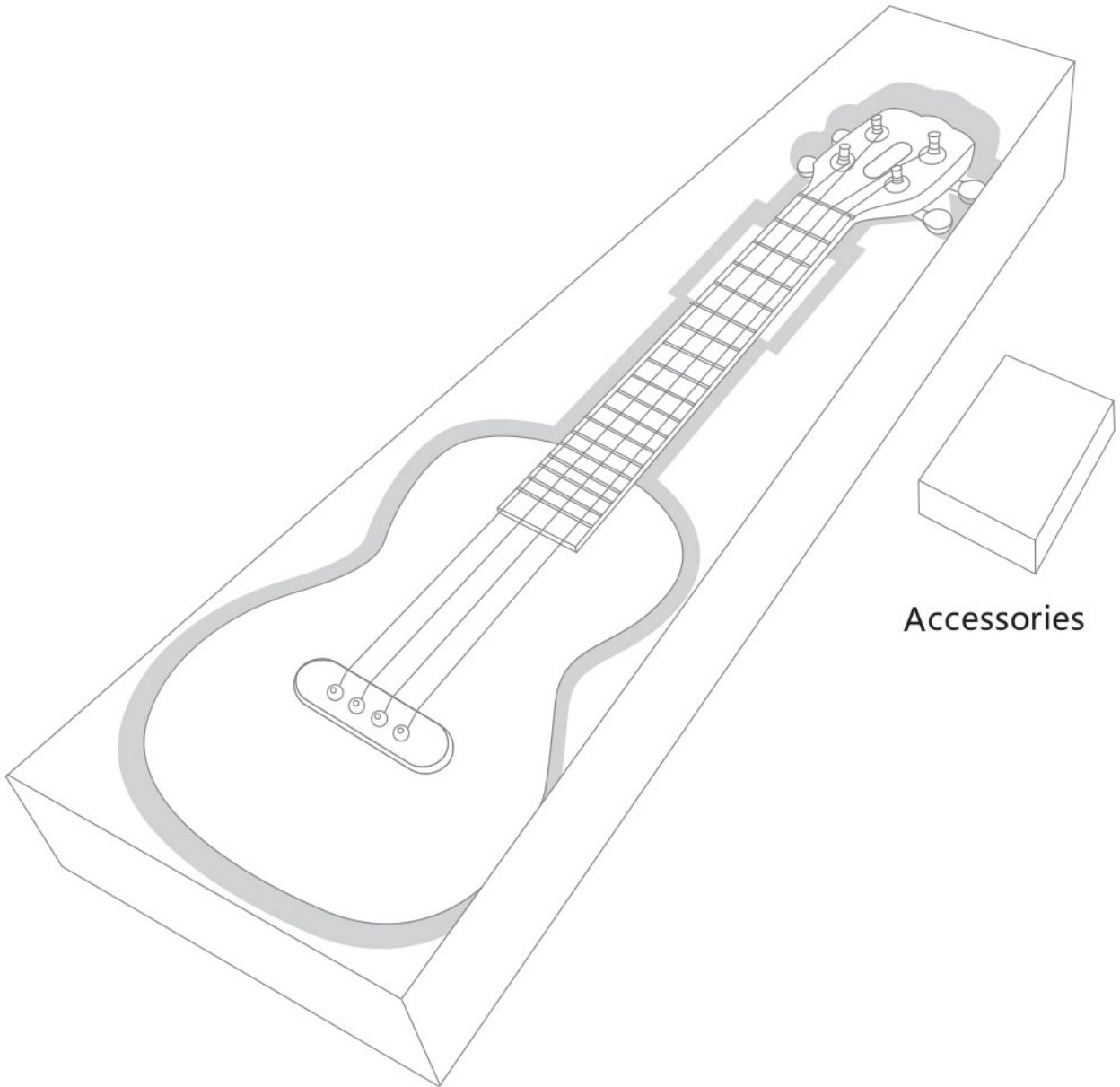
How to charge your Populele

1. Connect the USB charging cable to the charging port on the left side of Populele.
2. The LEDs on the bottom fretboard will light up and indicate the progress of charging.
3. Once the battery is fully charged, LED will go off. (It usually takes about 3 hours to fully charge)



04

Accessories

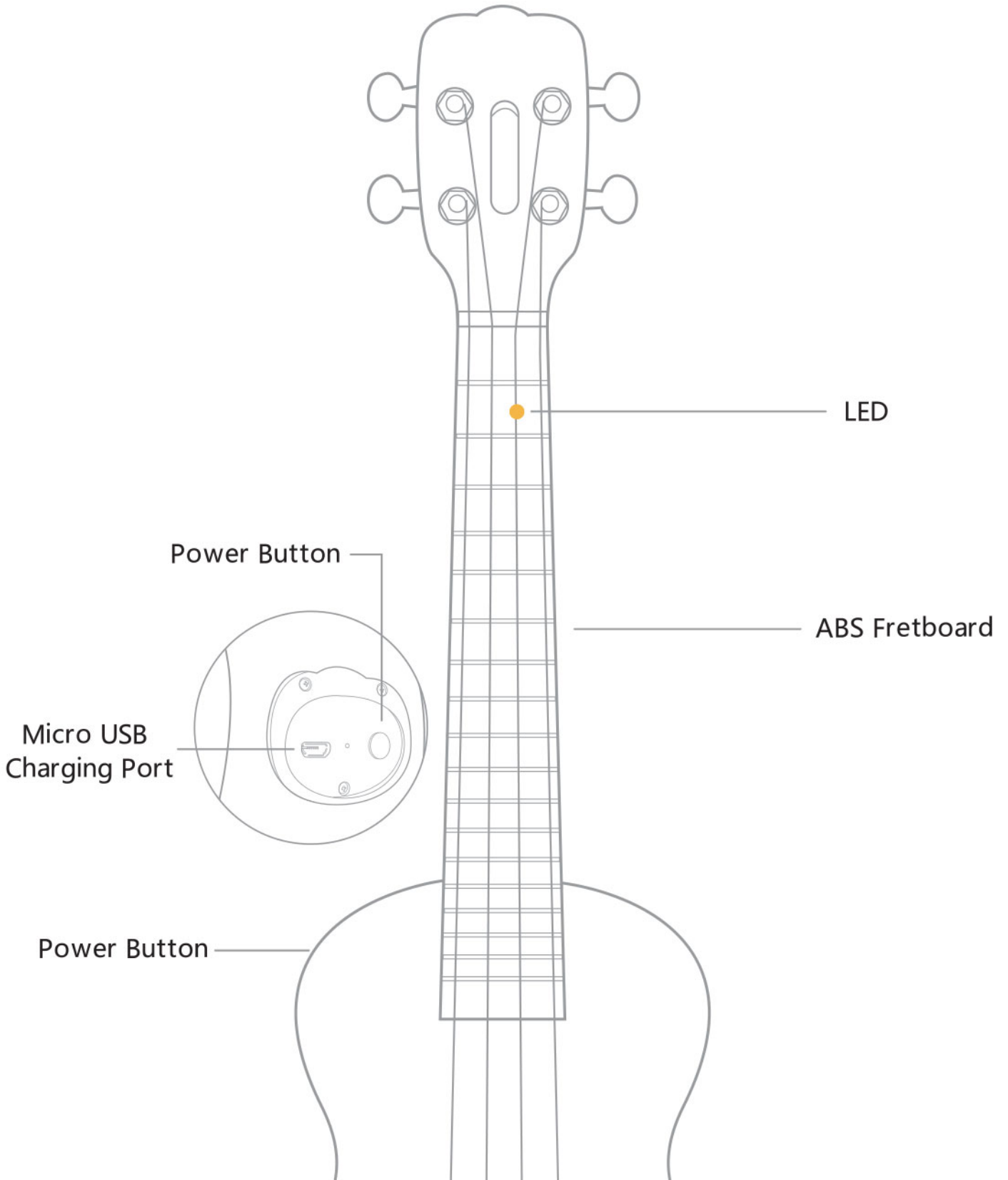


Accessories

USB cable comes together with Populele.
Charging adapter is not included.
Compatible with regular smartphone charging adapter

For more information, please head to: www.popuband.com

Populele Overview



Safety Precautions

1. Store Populele in a well-ventilated place. Avoid locations subject to high temperature or humidity. Avoid long time direct sunlight.
2. Do not disassemble any electronic parts to prevent damage to the Populele circuit.
3. Do not move your face close to Populele when you are playing. If the strings snap, they may cause personal injury. Exercise care when adjusting or replacing strings as well in order to prevent them from broken.
4. When you are replacing or adjusting strings, do not tighten the string too excessively. Strings may snap and cause personal injury.
5. Do not tighten the strings excessively.
6. Do not freely display your Populele directly against the wall to avoid accidental damage.
7. Be careful about the fret edges when fretboard becomes dry. You may get injured by them.
8. Exercise care to ensure your hand is not injured by the strings.

01

Introduction

Thank you for purchasing Populele[®]-Smart Ukulele. We all know that music has the power to make life more meaningful, but learning an instrument can be tough. Tech has come a long way, but instruments just haven't kept up with the pace. Born from the conviction that learning music should be just as fun as playing it, Populele is our first attempt to unify handcrafted instruments with technology that empowers you to achieve musical excellence on your own terms. Now, you helped us to make this goal come true and as promised, we've done our best to make Populele for you. Hope you can enjoy it!

Populele Owner's Manual



PLEASE READ THIS MANUAL CAREFULLY BEFORE
USING AND KEEP IT PROPERLY FOR FUTURE REFERENCE