

PRODUCT CARE



Hand wash with mild detergent and water below 30°C without wringing.



Dry in shade on a flat surface.



Do not dry-clean.



Do not Iron.



Do not bleach.



Close hook loop fasteners before washing.

EC REP

MT Promed Consulting GmbH
Altenhofstrasse 80
D-66386 St. Ingbert
Germany
tel.: +49 (0) 6894 581020
fax: +49 (0) 6894 581021
e-mail: info@mt-procons.com
www.mt-procons.com

Symbol Explanation :



Batch code



Manufacturing date



Manufacturer



Catalogue number

tynor

Tynor Orthotics Pvt. Ltd.

169-170, Sec 82, Ind. Area, JLPL, Mohali-160 055, (Pb) India
e-mail: marketing@tynorindia.com • www.tynorindia.com
Customer Care : 0091-172-5288111

ISO
9001



W.H.O.
G.M.P.

ISO
13485



US FDA
registered

www.tynorindia.com

tynor

Ankle Binder

एंकल बाइंडर
Tobillera
رباط الكاحل



REF D 01


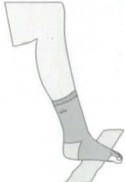


UM-D01-17-1

USER MANUAL

How To Use Cómo Utilizar



कैसे उपयोग करें كيفية الاستخدام

- 
 - Pull on the compression sleeve with longer half upwards.
 - संपीड़न आवरण को लम्बे आधे हिस्से की ओर से ऊपर खींचें।
 - Púene-te la Tobillera con la parte mas amplia hacia arriba.
 - يسحب الجزء الضاغط إلى الأعلى
- 
 - Heel should fits in its position.
 - ईस तरह खींचें कि एड़ी अपनी स्थिति में फिट हो जाए।
 - De manera que encaja en el talón.
 - حتى يثبت الكعب في موضعه
- 
 - Wrap the elasticized strap around the ankle in a figure of eight shape.
 - इलास्टिक पट्टी को टकने के चारो ओर अंग्रेजी के आठ के आकार मे लपेट लें।
 - Envuelva la correa elástica alrededor del tobillo en forma de ocho.
 - ثم يلف الشريط المطاطي حول الكاحل في شكل ثمانية
- 
 - Affix hook loop rejoinders to a comfortable compression.
 - आरामदायक दबाव के साथ हुक लूप को जोड़ दें।
 - Fija el bucle del gancho para obtener una compresión comfortable.
 - ثم تلتصق الأربطة الخطافية لتوفير الضغط المريح

Ankle Binder

English

INTENDED USE :

Ankle Binder is an effective device to support, compress and partially immobilize the ankle following injury or sprain to control pain, oedema or inflammation. Composed of two components, compression sleeve and elasticized strap. The sleeve is knitted in 3 dimensions so that it conforms to the complex anatomy of the ankle with exactness.

CONSTRUCTION:

Compression sleeve is knitted on the "state of art", (CNC) three dimensional knitting looms. These advanced looms provide shape conforming to the complex anatomy of the ankle, apart from ensuring localized, variable compression as per the therapeutic requirement.

The elasticized strap is made out of polyester, nylon and rubber yarn of high modulus of elasticity to provide a figure of 8 wrap around the ankle for controlled compression and added immobilization of the ankle. Hook loop closure provide perfect fitting of the binder around the ankle and control of compression, its quick easy application and removal.

APPLICATIONS:

- Sprains and strains of the ankle
- Post operative and post cast care
- Muscle, Tendon and ligament injuries and inflammation
- Oedema
- Contusion
- Arthritis
- Effective as a prophylaxis for sports person

RECOMMENDATION :

- Use this product under strict guidance of a qualified doctor.

INSTRUCTIONS:

- Discontinue use and seek guidance of a qualified doctor, in case of
 - Impaired sensation
 - Impaired blood flow
 - Allergy rash or itching
 - Pain increases or persists
- Consult your doctor in case of concurrent use with any other medical device.
- Misuse or improper use of the device can lead to adverse effects and decreased effectiveness.
- Follow instructions mentioned on the box carefully.
- Keep out of reach of children.