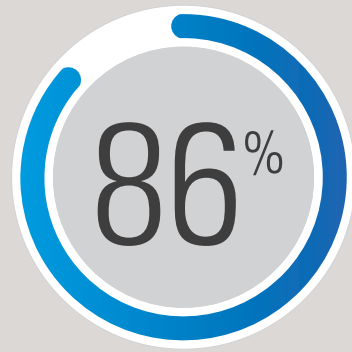
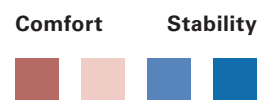
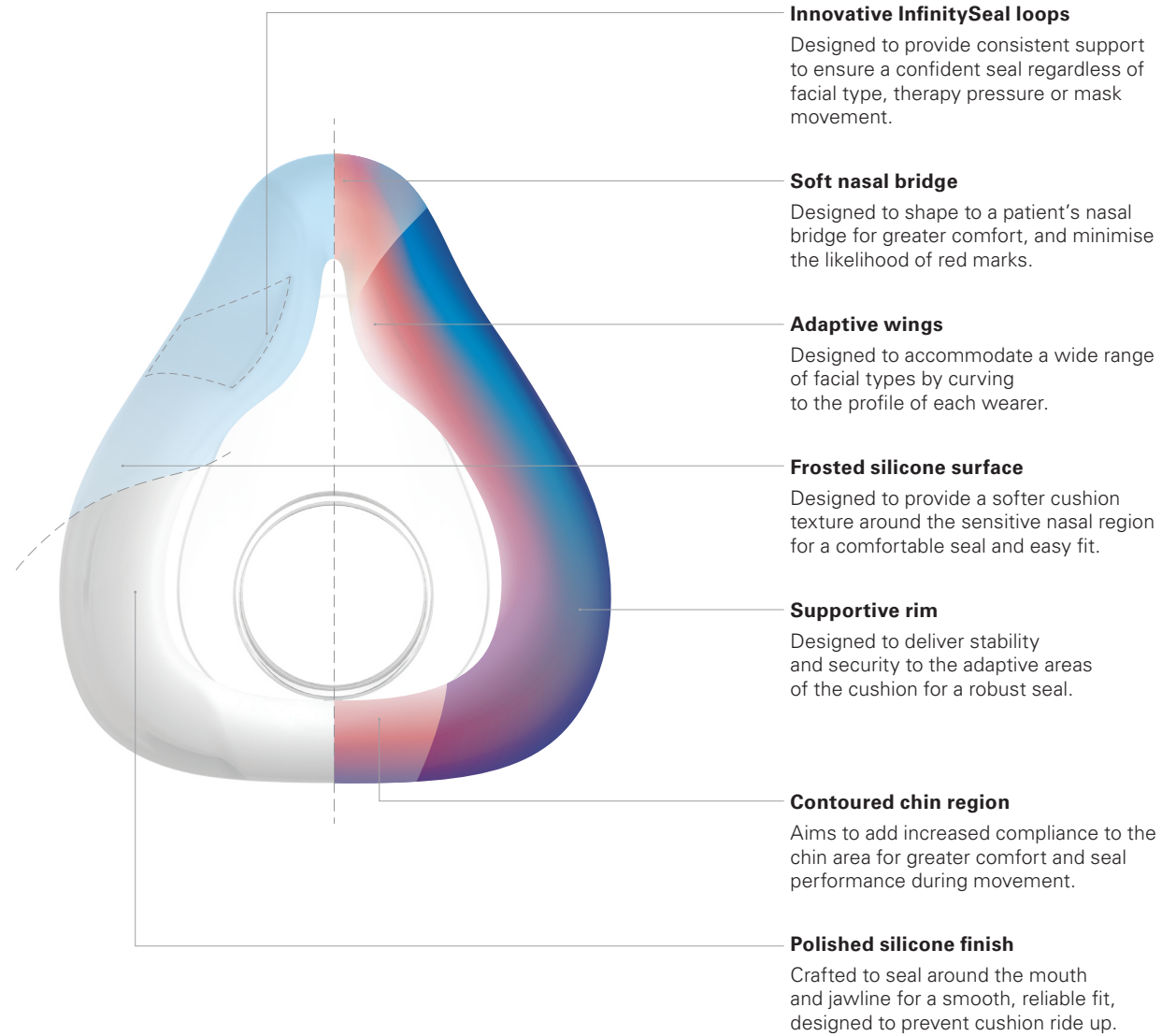


86% of patients preferred AirFit F20's seal to that of the market-leading full-face mask.<sup>1</sup>



Evolving cushion technology: variable thickness designed for more comfort and stability



### Fitting guide for AirFit F20

- Ensure the magnets on the lower straps are unclipped.  
If they are clipped, detach them by twisting and pulling them away from the frame.
- Hold the mask to the face, ensuring the top of the mask is aligned with the top of the nose bridge.  
Pull the headgear over the head, making sure the ResMed logo is facing outwards.
- Position the lower straps so they both sit below the ears.  
Bring each of the magnets up to meet their corresponding clips on the frame.
- Adjust the fastening tabs on the upper straps until the mask feels even, stable and comfortable.  
Reattach the fastening tabs.
- Repeat Step 4 with the lower straps.
- Connect the device's air tube to the elbow, then click the elbow into the front of the mask.  
Start the device.

Refer to the user guide for further instructions.



#### Additional options

- A patient can position the lower part of the headgear over or under their hair to suit any hairstyle preference.

<sup>1</sup> ResMed internal study of existing 22 ResMed patients, conducted between 26/04/2016 – 27/05/2016 comparing the current market leading mask with AirFit F20. Preliminary patient study – data on file; ID A3810791.  
<sup>2</sup> ResMed AirFit F20 internal fitting study of 27 ResMed and non-ResMed patients, conducted between 30/03/2016 – 04/04/2016. Preliminary patient study – data on file; ID A3751086.  
<sup>3</sup> ResMed AirFit F20 internal international fitting study of 34 ResMed and non-ResMed patients, conducted between 11/04/2016 – 15/04/2016. Preliminary patient study – data on file; ID A3774922.  
<sup>4</sup> ResMed AirFit F20 internal international fitting study of 90 ResMed and non-ResMed patients, conducted between 06/06/2016 – 22/06/2016. Preliminary patient study – data on file; ID A3830701.

**ResMed Ltd**  
1 Elizabeth Macarthur Drive  
Bella Vista NSW 2153 Australia

**Distributed by**  
**ECREP** ResMed (UK) Ltd 96 Jubilee Avenue  
Milton Park Abingdon Oxfordshire OX14 4RW UK

AirFit and InfinitySeal are trademarks of ResMed Ltd. Specifications may change without notice.  
© 2018 ResMed Ltd. 1019721/2 2018-05

ResMed.com/AirFitF20



**AirFit™ F20**  
Full face mask



## The compact full face mask designed to easily fit everyone

The AirFit F20 features an innovative InfinitySeal™ silicone cushion: tested to perform at high therapy pressures, it's designed to comfortably fit patients of all facial shapes and sizes. It will appeal to patients looking for a less confined mask that delivers a clear line of sight.



#### Exceptional fit

In ResMed international studies, AirFit F20 fit 96.5% of all patients tested.<sup>1, 2, 3, 4</sup> This makes it easier for you to set patients up right the first time and send them home with confidence.

#### Robust seal

This mask features an adaptive cushion that has been tested to prevent blow-outs, accommodate patient movement and provide a robust seal across high pressures.

#### Comfortable to use

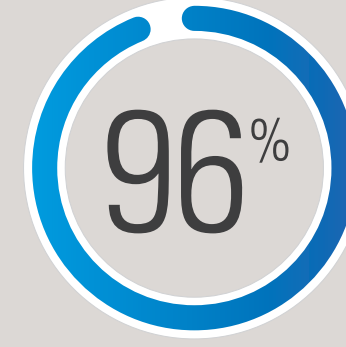
The flexible fabric-lined frame adds further comfort while delivering all-round stability and greater visual freedom.

ResMed.com/AirFitF20

With the InfinitySeal silicone cushion, the AirFit F20 is designed to adapt to the unique facial contours of each patient, so you can be confident in providing a secure and comfortable mask fit.



In ResMed international studies, AirFit F20 was found to fit 96.5% of all patients tested.<sup>1, 2, 3, 4</sup>

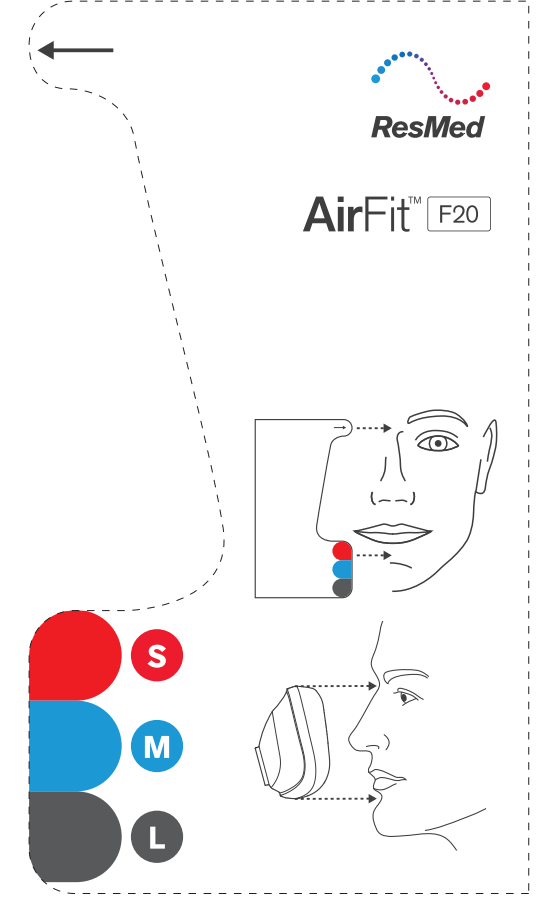


### Sizing tips

AirFit F20 has three interchangeable cushion sizes - small, medium and large. The modular design of the AirFit F20 means each size cushion easily clicks into the same mask frame, so you can swap between them with ease for more flexibility.

We recommend that you refer to the mask fitting template to gauge which size is the most suitable for each of your patients.

You can download it on [ResMed.com/AirFitF20](http://ResMed.com/AirFitF20)



**Visual freedom**  
Let patients see and do more in bed with an under-the-eye frame that combines all-round stability and less facial contact.

**Soft and gentle**  
The plush headgear is specifically designed for extra softness and to help ensure patients settle into therapy quickly and comfortably.

**Fast fitting time**  
On average, less than one minute is needed to fit AirFit F20.<sup>1</sup> Taking the mask on and off is convenient and intuitive, with magnetic clips that guide the headgear to the frame in seconds.

**Dependable seal**  
Set patients up with a reliable seal thanks to the InfinitySeal silicone cushion – designed to prevent blow-outs, tolerate misfitting and seal well under variable pressures.

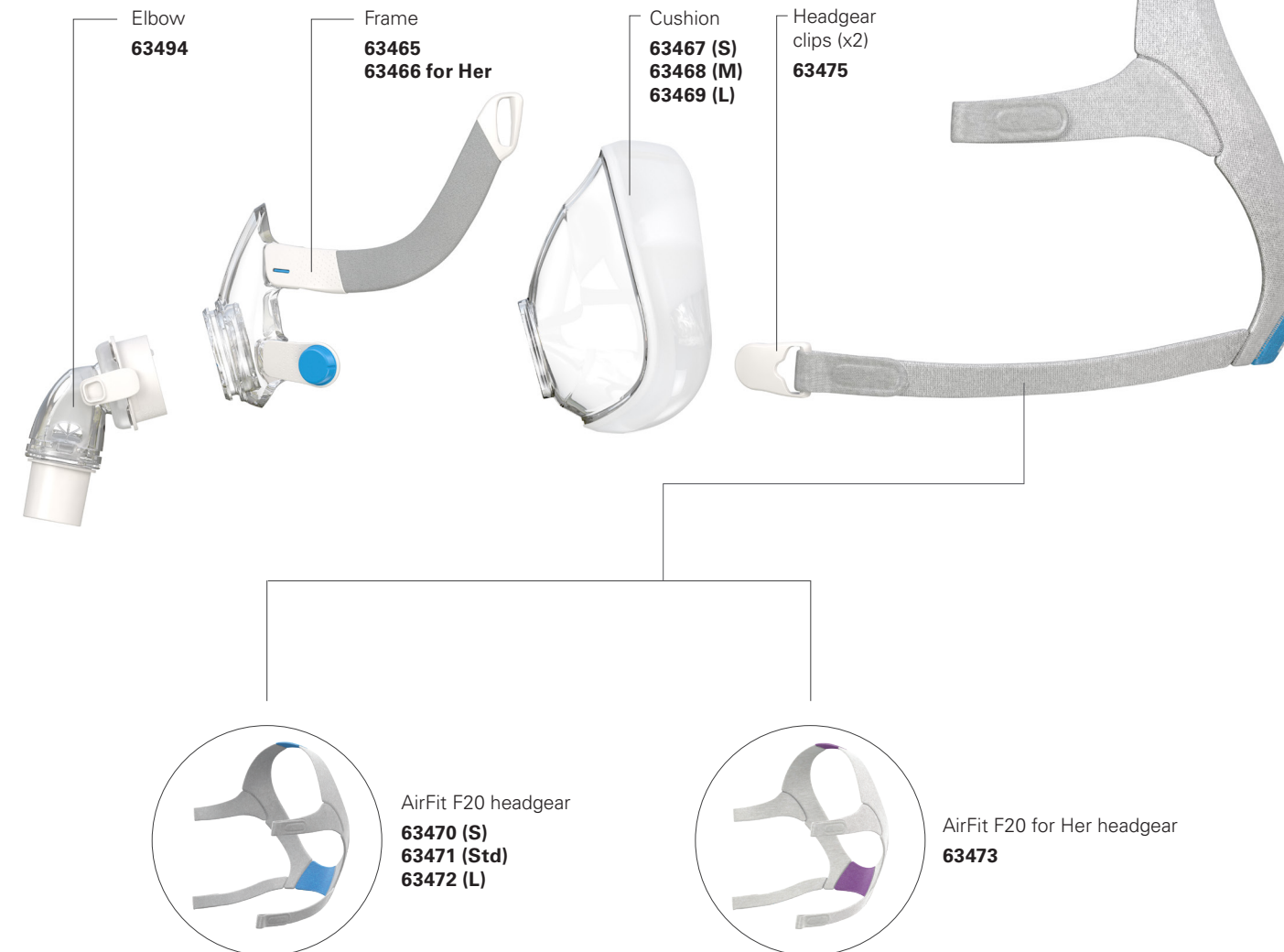
**Soft and flexible frame**  
Designed to support the widest range of patients, the soft, flexible frame adapts to different face shapes while its integrated padding adds comfort.



**Whisper-quiet**  
The QuietAir diffuser vent minimises noise and gently disperses exhaled air. As a result, the whisper-quiet ResMed AirFit™ F20 generates just 21 dBA of noise.

**Flexible connection and movement**  
The elbow's quick release feature enables easy connection or disconnection, while its 360° rotation capability allows for greater freedom of movement.

### Minimal parts make the AirFit F20 easy to use and clean



### Product codes

	ANZ
AirFit F20: Small	63430
AirFit F20: Medium	63431
AirFit F20: Large	63432
AirFit F20 for Her: Small	63433
AirFit F20 for Her: Medium	63434



### AirFit F20 for Her

Designed specifically for women, it offers a smaller size to suit female facial contours.

