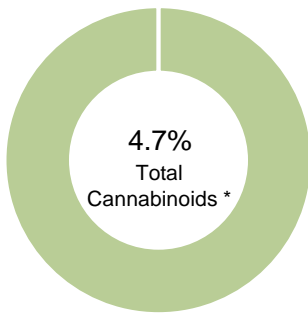


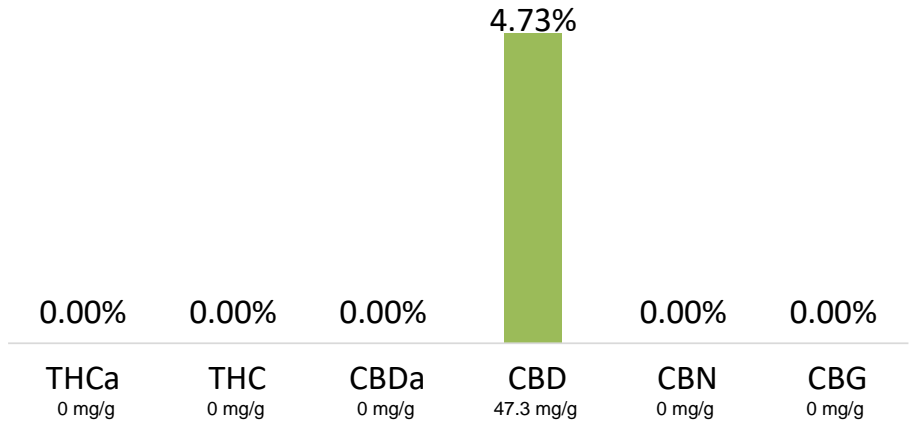
Lot 1035

<b>Batch ID:</b>	N/A	<b>Test ID:</b>	6135664.007
<b>Reported:</b>	1-Nov-2018	<b>Method:</b>	TM01
<b>Type:</b>	Concentrate		
<b>Test:</b>	Potency		

CANNABINOID PROFILE



- Total Potential THC 0% \*\*
- Total Potential CBD 4.73% \*\*



\* Total Cannabinoids result reflects the absolute sum of all cannabinoids detected.

\*\* Total Potential THC/CBD is calculated using the following formulas to take into account the loss of a carboxyl group during decarboxylation step.

Total THC = THC + (THCa \*(0.877)) and Total CBD = CBD + (CBDa \*(0.877))

% = % (w/w) = Percent (Weight of Analyte / Weight of Product)

NOTES:

Free from visual mold, mildew, and foreign matter.

FINAL APPROVAL

Sam Smith  
1-Nov-2018  
2:30 PM

David Green  
1-Nov-2018  
2:37 PM

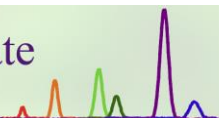
PREPARED BY / DATE

APPROVED BY / DATE

Testing results are based solely upon the sample submitted to Botanacor Services, LLC, in the condition it was received. Botanacor Services, LLC warrants that all analytical work is conducted professionally in accordance with all applicable standard laboratory practices using validated methods. Data was generated using an unbroken chain of comparison to NIST traceable Reference Standards and Certified Reference Materials. This report may not be reproduced, except in full, without the written approval of Botanacor Services, LLC. ISO/IEC 17025:2005 Accredited A2LA Certificate Number 4329.02



Certificate #4329.02




Certificate ID: **39031**      Received: **9/4/18**  
 Client Sample ID: **CBD Powder**  
 Lot Number: **42095**  
 Matrix: **Concentrates/Extracts - Isolate**

Scan QR Code  
for authenticity



**Myaderm**  
**88 Inverness Cir E, A101**  
**Englewood, CO 80112**  
**Attn: Bill Goble**

Authorization: Chris Hudalla, Chief Science Officer	Signature: 	Date: 9/12/2018
--	--	--------------------



The data contained within this report was collected in accordance with the requirements of ISO/IEC17025:2005. I attest that the information contained within the report has been reviewed for accuracy and checked against the quality control requirements for each method. These results relate only to the test article listed in this report. Reports may not be reproduced except in their entirety.

**HM: Heavy Metal Analysis [WI-10-13]**

Analyst: *JFD*

Test Date: *9/10/2018*

This test method was performed in accordance with the requirements of ISO/IEC 17025. These results relate only to the test article listed in this report. Reports may not be reproduced except in their entirety.

**39031-HM**

Symbol	Metal	Conc. <sup>1</sup>	Units	MDL	Use Limits <sup>2</sup>		Units	Status
					All	Ingestion		
As	Arsenic	ND	µg/kg	4	200	1500	µg/kg	PASS
Cd	Cadmium	ND	µg/kg	1	200	500	µg/kg	PASS
Hg	Mercury	ND	µg/kg	2	100	1500	µg/kg	PASS
Pb	Lead	ND	µg/kg	2	500	1000	µg/kg	PASS

1) ND = None detected to Lowest Limits of Detection (LLD)  
 2) MA Dept. of Public Health: Protocol for MMJ and MIPS, Exhibit 4(a) for all products.  
 3)USP exposure limits based on daily oral dosing of 1g of concentrate for a 110 lb person.

**MY: Mycotoxin Testing [WI-10-05]**

Analyst: *SL*

Test Date: *9/5/2018*

This test method was performed in accordance with the requirements of ISO/IEC 17025. These results relate only to the test article listed in this report. Reports may not be reproduced except in their entirety.

**39031-MY**

Test ID	Date	Results	MDL	Limits	Status*
Total Aflatoxin	9/5/2018	< MDL	3 ppb	< 20 ppb	PASS
Total Ochratoxin	9/5/2018	< MDL	2 ppb	< 20 ppb	PASS

The client sample was analyzed for pesticides using Liquid Chromatography with Mass Spectrometric detection (LC/MS/MS). The method used for sample prep was based on the European method for pesticide analysis (EN 15662).

**39031-PST**

Analyte	CAS	Result	Units	LLD	Limits (ppb)	Status
Abamectin	71751-41-2	ND	ppb	0.20	300	PASS
Abamectin B1b	65195-56-4	ND	ppb	0.20	300	PASS
Azoxystrobin	131860-33-8	ND	ppb	0.10	40000	PASS
Bifenazate	149877-41-8	ND	ppb	0.10	5000	PASS
Bifenthrin	82657-04-3	ND	ppb	0.20	500	PASS
Cyfluthrin	68359-37-5	ND	ppb	0.50	1000	PASS
Daminozide	1596-84-5	ND	ppb	10.00	10	PASS
Etoxazole	153233-91-1	1	ppb	0.10	1500	PASS
Fenoxycarb	72490-01-8	1	ppb	0.10	10	PASS
Imazalil	35554-44-0	ND	ppb	0.10	10	PASS
Imidacloprid	138261-41-3	ND	ppb	0.10	3000	PASS
Myclobutanil	88671-89-0	ND	ppb	0.10	9000	PASS
Paclobutrazol	76738-62-0	ND	ppb	0.10	10	PASS
Piperonyl butoxide	51-03-6	ND	ppb	0.10	8000	*
Pyrethrin	8003-34-7	ND	ppb	0.1	1000	PASS
Spinosad	168316-95-8	ND	ppb	0.1	3000	PASS
Spiromesifen	283594-90-1	ND	ppb	0.10	12000	PASS
Spirotetramat	203313-25-1	ND	ppb	0.10	13000	PASS
Trifloxystrobin	141517-21-7	1	ppb	0.10	30000	PASS

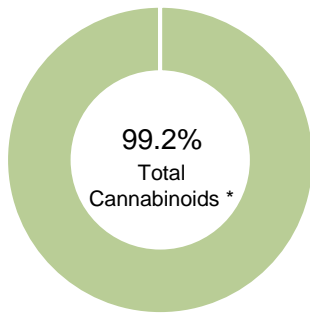
\* Testing limits for ingestion established by the State of California: CCR, Title 16, Division 42, Chapter 5, Section 5313. ND indicates "none detected" above the lower limit of detection (LLD). Analytes marked with (\*) indicate analytes for which no recovery was observed for a pre-spiked matrix sample.

**END OF REPORT**

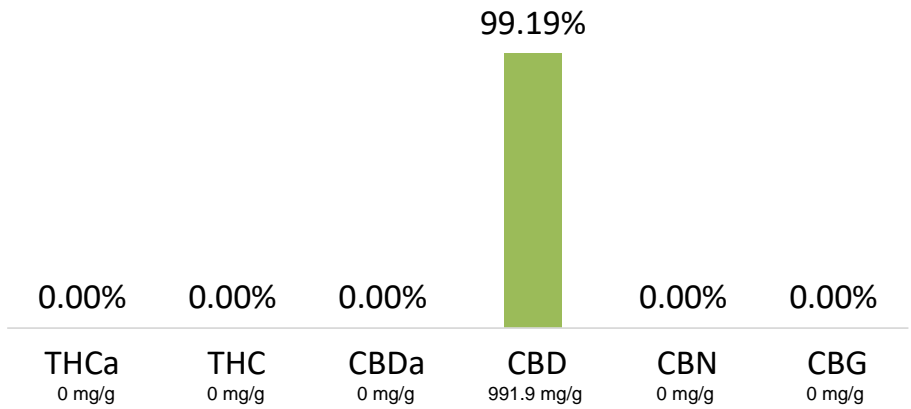
42095 Isolate

Batch ID:	N/A
Reported:	24-Aug-2018
Type:	Concentrate
Test:	Potency

CANNABINOID PROFILE



- Total Potential THC 0% \*\*
- Total Potential CBD 99.19% \*\*



\* Total Cannabinoids result reflects the absolute sum of all cannabinoids detected.

\*\* Total Potential THC/CBD is calculated using the following formulas to take into account the loss of a carboxyl group during decarboxylation step.


Total THC = THC + (THCa \*(0.877)) and Total CBD = CBD + (CBDa \*(0.877))


% = % (w/w) = Percent (Weight of Analyte / Weight of Product)

NOTES:

Free from visual mold, mildew, and foreign matter.

FINAL APPROVAL

  
Sam Smith  
24-Aug-2018  
9:09 AM

  
Mike Branvold  
24-Aug-2018  
10:56 AM

PREPARED BY / DATE

APPROVED BY / DATE

Testing results are based solely upon the sample submitted to Botanacor Services, LLC, in the condition it was received. Botanacor Services, LLC warrants that all analytical work is conducted professionally in accordance with all applicable standard laboratory practices using validated methods. Data was generated using an unbroken chain of comparison to NIST traceable Reference Standards and Certified Reference Materials. This report may not be reproduced, except in full, without the written approval of Botanacor Services, LLC.



# CERTIFICATE OF ANALYSIS

prepared for: MYADERM

## 42095 Isolate

**Batch ID:** N/A  
**Reported:** 24-Aug-2018  
**Type:** Concentrate  
**Test:** Residual Solvents

## RESIDUAL SOLVENTS

Solvent	Reportable Range (ppm)	Result (ppm)
Propane	100 - 2000	0
Butanes (Isobutane, n-Butane)	100 - 2000	0
Pentane	100 - 2000	0
Ethanol	100 - 2000	0
Acetone	100 - 2000	0
Isopropyl Alcohol	100 - 2000	0
Hexane	6 - 120	0
Benzene	0.2 - 4	0.0
Heptanes	100 - 2000	0
Toluene	18 - 360	0
Xylenes (m,p,o-Xylenes)	43 - 860	0

### NOTES:

Free from visual mold, mildew, and foreign matter.

## FINAL APPROVAL

  
Karen Winternheimer  
24-Aug-2018  
4:33 PM

PREPARED BY / DATE

  
Mike Branvold  
24-Aug-2018  
6:18 PM

APPROVED BY / DATE

*Testing results are based solely upon the sample submitted to Botanacor Services, LLC, in the condition it was received. Botanacor Services, LLC warrants that all analytical work is conducted professionally in accordance with all applicable standard laboratory practices using validated methods. Data was generated using an unbroken chain of comparison to NIST traceable Reference Standards and Certified Reference Materials. This report may not be reproduced, except in full, without the written approval of Botanacor Services, LLC.*