



US00D832039S

(12) **United States Design Patent** (10) **Patent No.:** **US D832,039 S**  
**Gross et al.** (45) **Date of Patent:** **\*\* Oct. 30, 2018**

(54) **FILTER FOR COLD BREW COFFEE DEVICE**

**DESCRIPTION**

(71) Applicant: **Eternal East (HK) Ltd.**, Hong Kong (CN)  
(72) Inventors: **Charles Brian Gross**, Cheyenne, WY (US); **Nile Robert Fedewa**, Ft Collins, CO (US); **Leah Nicole Rich**, Denver, CO (US)

(73) Assignee: **Eternal East (HK) Ltd.**, Hong Kong (CN)

(\*\*) Term: **15 Years**

(21) Appl. No.: **29/591,265**

(22) Filed: **Jan. 18, 2017**

(51) **LOC (11) Cl.** ..... **07-99**

(52) **U.S. Cl.**  
USPC ..... **D7/400; D9/702**

(58) **Field of Classification Search**  
USPC ..... **D7/400, 601, 602; D9/643, 702-714**  
(Continued)

(56) **References Cited**

**U.S. PATENT DOCUMENTS**

5,626,895 A 5/1997 Gotz  
D580,779 S \* 11/2008 Hartwell ..... D9/705  
(Continued)

*Primary Examiner* — Daniel D Bui  
*Assistant Examiner* — Andrew Kerr


(74) *Attorney, Agent, or Firm* — Polson Intellectual Property Law, PC; Margaret Polson

(57) **CLAIM**

The ornamental design for a filter for a cold brew coffee device, as shown and described.

FIG. 1 is a top plan view of a first embodiment for a filter for cold brew coffee device showing our new design, in an un-assembled configuration;  
FIG. 2 is a front isometric view thereof, in an assembled configuration;  
FIG. 3 is a front elevation view thereof;  
FIG. 4 is a back elevation view thereof;  
FIG. 5 is a top plan view thereof;  
FIG. 6 is a bottom plan view thereof;  
FIG. 7 is a right side elevation view thereof;  
FIG. 8 is a left side elevation view thereof;  
FIG. 9 is a top plan view of a second embodiment of a filter for cold brew coffee device showing our new design, in an un-assembled configuration;  
FIG. 10 is a front isometric view thereof, in an assembled configuration;  
FIG. 11 is a front elevation view thereof;  
FIG. 12 is a back elevation view thereof;  
FIG. 13 is a top plan view thereof;  
FIG. 14 is a bottom plan view thereof;  
FIG. 15 is a right side elevation view thereof;  
FIG. 16 is a left side elevation view thereof;  
FIG. 17 is a top plan view of a third embodiment of a filter for cold brew coffee device showing our new design, in an un-assembled configuration;  
FIG. 18 is a front isometric view thereof, in an assembled configuration;  
FIG. 19 is a front elevation view thereof;  
FIG. 20 is a back elevation view thereof;  
FIG. 21 is a top plan view thereof;  
FIG. 22 is a bottom plan view thereof;  
FIG. 23 is a right side elevation view thereof; and,  
FIG. 24 is a left side elevation view thereof.  
The broken lines in all embodiments being fold lines, which are environmental matter for illustrative purpose only and forms no part of the claimed design. The filters are obliquely lined to show that the material of the filters is semi-transparent and/or semi-opaque.

**1 Claim, 6 Drawing Sheets**



(58) **Field of Classification Search**

CPC ..... B01D 35/02; B65D 5/42; B65D 65/00;  
B65D 67/00

See application file for complete search history.

(56) **References Cited**

U.S. PATENT DOCUMENTS

D597,852 S *	8/2009	Rea	.....	D9/703
7,717,257 B1 *	5/2010	Lu	.....	B65D 81/3266 206/221
D703,547 S *	4/2014	France	.....	D9/703
D732,973 S *	6/2015	Rana	.....	D9/707
D741,196 S *	10/2015	Rana	.....	D9/707
D790,362 S *	6/2017	Bell	.....	D9/708
D814,188 S *	4/2018	Bell	.....	D3/301
D824,780 S *	8/2018	Tseng	.....	D9/703
D826,063 S *	8/2018	Kwon	.....	D9/643

\* cited by examiner

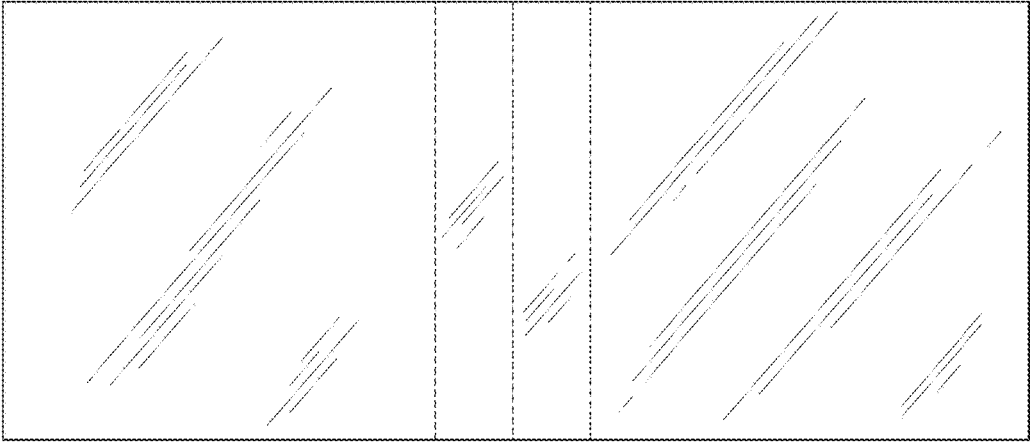


FIG.1



FIG.2

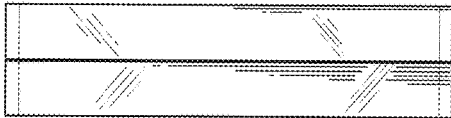


FIG. 5

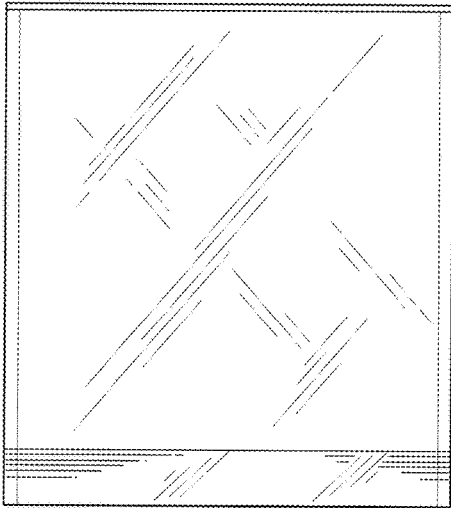


FIG. 3

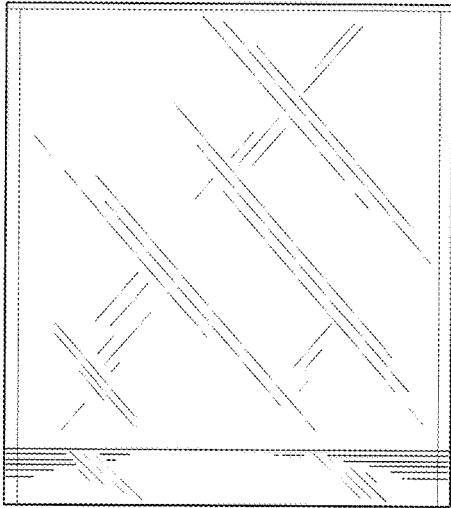


FIG. 4



FIG. 6



FIG. 7




FIG. 8




FIG.9

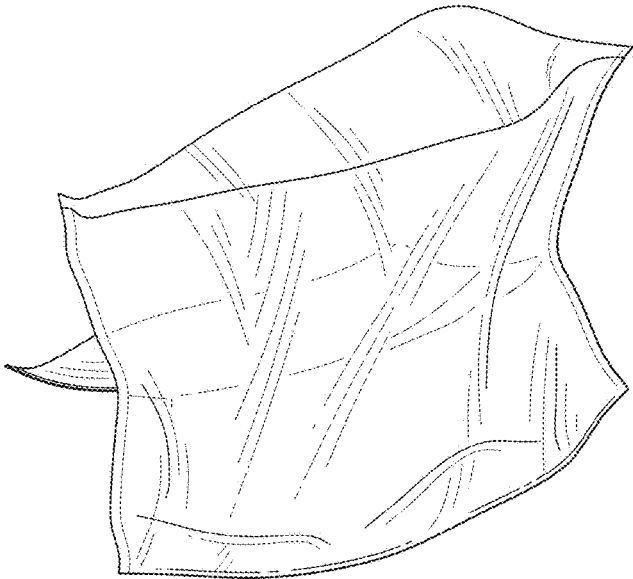


FIG.10

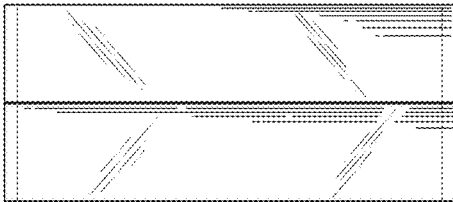


FIG.13

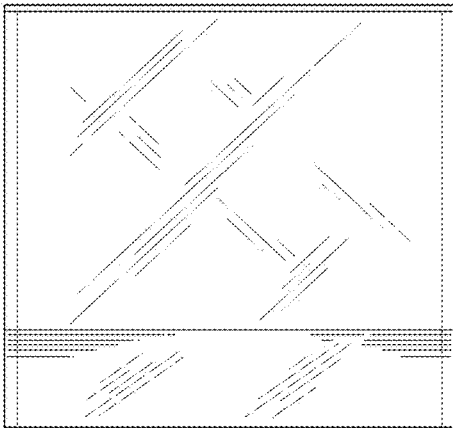


FIG.11

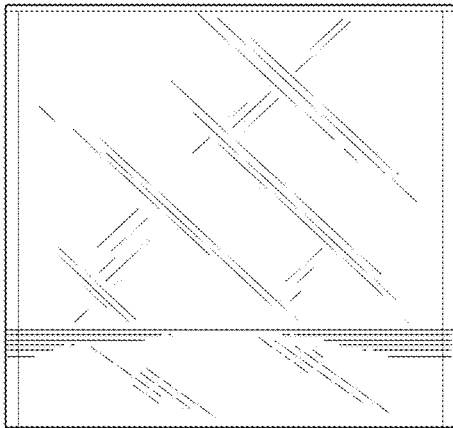


FIG.12

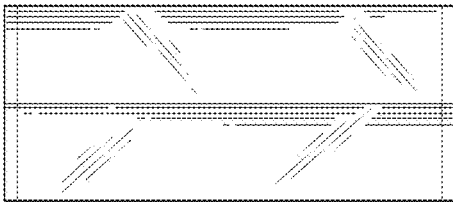


FIG.14




FIG.15




FIG.16

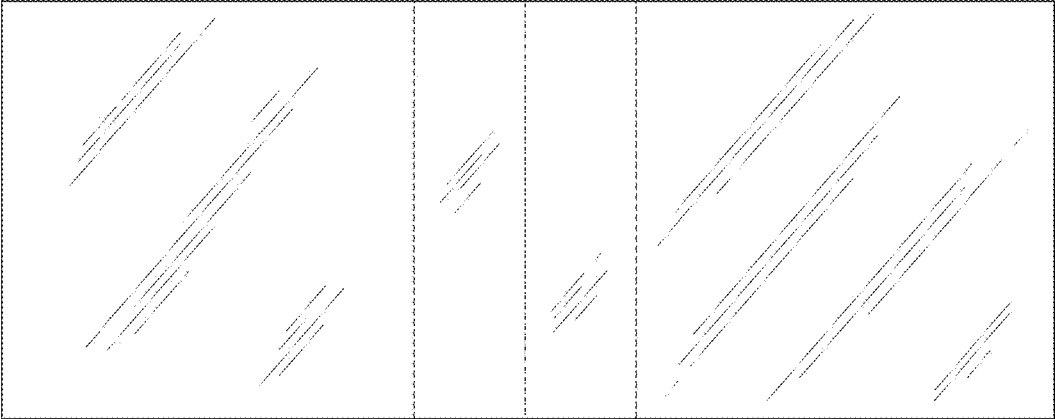


FIG.17

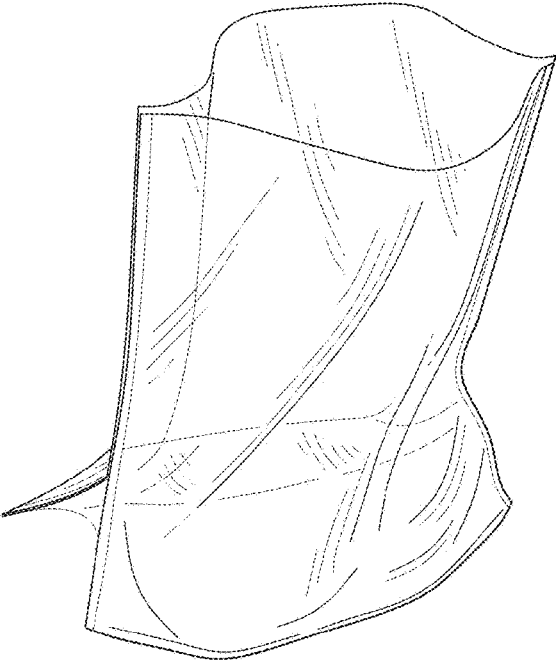


FIG.18



FIG. 21

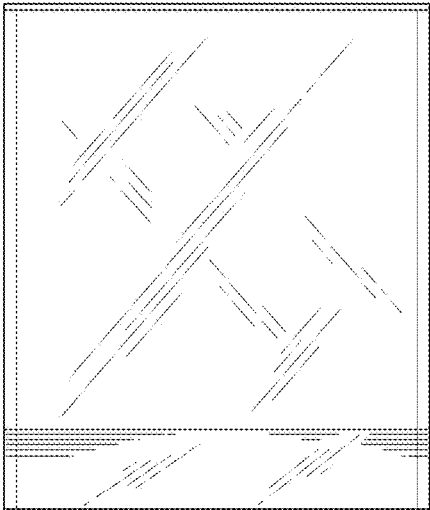


FIG. 19

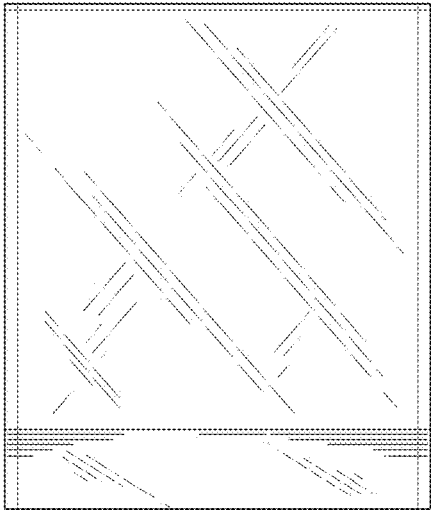


FIG. 20

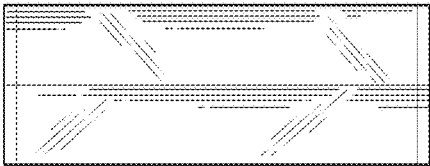


FIG. 22




FIG. 23




FIG. 24