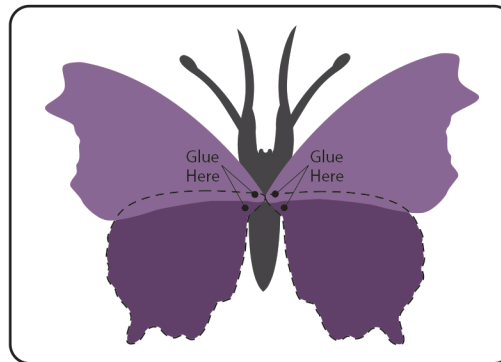



Step 1

Glue legs to bottom of body base and antennae to top side of head.




Step 2

Position wings over body. First glue back wings to body, then glue front wings so they slightly overlap back wings.



Step 3

Glue head and abdomen onto body. Then glue thorax into place.



Step 4

When all parts are assembled, bend legs down at joints and wings up so butterfly is freestanding.