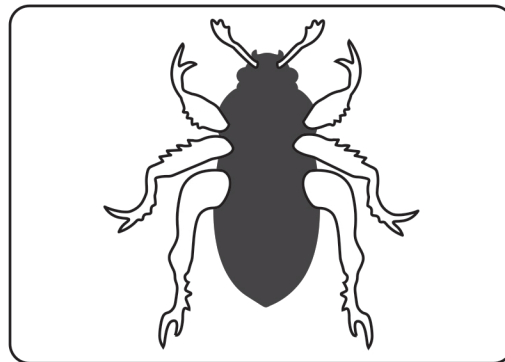



Step 1

Place body base on table with head facing up.



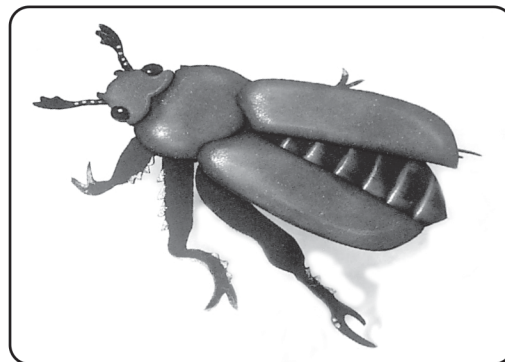
Step 2

Position legs and antennae. Glue antennae to head. Glue legs to body base.



Step 3

Glue head and thorax onto body. Angle carapace pieces so abdomen is in view. Glue only at top.



Step 4

When all parts are assembled, bend legs down at joints so beetle is freestanding.