


Lx 300




Laboratory Microscopy

DELIVERING HARMONY IN FORM AND FUNCTION



The Labomed Lx 300 was designed in response to changing needs in educational and laboratory environments that call for improved ergonomic features and performance in a more economical package. With an infinity corrected optical system, Siedentopf viewing body, and large double plate stage, the Lx 300 is equipped to handle most routine tasks.



The Siedentopf head has a butterfly articulation feature that enables two distinct viewing heights. All optics are treated with Labomed *MaxLite™* proprietary coatings, delivering a high degree of anti-reflection and scratch resistance, giving users a better quality of image in a highly durable package.



Comfortable viewing angle, light weight construction, and a built-in LED Li-Ion illumination system make the Lx 300 mobile and easy to use.

ILLUMINATING MINDS ONE SLIDE AT A TIME



45° Siedentopf head and dual focusable eye tubes come standard, with a unique secure rotation feature for smooth and durable 360° articulation, making the Lx 300 easy to store.

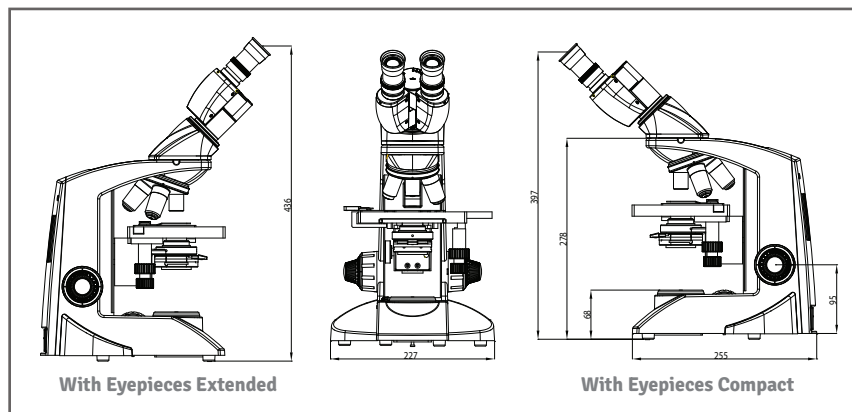
A reverse 4-position turret allows for obstruction-free slide change. Infinity Plan optics deliver superb field flatness and color fidelity. A large double plate stage ensures added flexibility in slide viewing.

The *EcoPro™* LED system delivers a more true daylight color temperature, runs cool, and lasts up to 50,000 hours. This system comes with a built-in Li-Ion battery and recharger.

Lx 300 Laboratory Microscope

Specifications

Stand	Single mold sturdy stand with anti-rust materials. Ergonomic extended base for hand rest and greater stability.
Viewing Body	45° inclined Siedentopf binocular tube, 360° rotation with adjustable viewing height up to 40mm, 30° fixed Siedentopf trinocular tube
IPD	48 - 75mm
Eyepiece	Wide field 10x/18mm with foldable eye guards, lockable, antifungal
Nosepiece	Reverse-angle quadruple nosepiece (ball bearing type) with click stops and rubber grip
Objectives	EP2 Plan Achromat DIN Infinity objectives 4x, 10x, 40x (spring loaded), 100x (spring loaded, oil), antifungal
Mechanical Stage	Double plate stage 150 x 135mm, X-Y travel range 75mm x 40mm with low-height controls. Hard coated surface for scratch resistance. Double specimen holder.
Condenser	Sub-stage Abbe condenser NA 1.25 with aspheric lens. Iris diaphragm with blue filter. Rack and pinion movements on metal guides.
Focusing	Co-axial coarse and fine focus on ball drive system for smooth operation
Illumination	Intensity controlled LED (up to 50,000 hours)
Electricals	Universal input 100V - 240V AC, 50/60 Hz; built-in voltage stabilizer
Optional Accessories	Dark field kit, phase contrast kit, video adapter, digital camera and mirror attachment



ITEM	CONFIGURATION	CATALOG NO.
Lx 300	Binocular (LED)	9136001
Lx 300	Trinocular (LED)	9136003

Labo America, Inc.
920 Auburn Court
Fremont, CA 94538

Tel: (510) 445-1257
Fax: (510) 445-1317
E-mail: sales@laboamerica.com

www.laboamerica.com



Distributor