




DEFENDER™ 3000

Floor Platforms



Powder coated carbon steel platform



Stainless steel platform



Platforms for Basic Industrial Applications

Defender 3000 Floor Platforms meet dry or washdown weighing needs in industrial and commercial use. Their high-quality construction is designed to minimize flexing under heavy loads for years of dependable performance. Defender 3000 Series floor platforms offer a unique combination of value and dependability that your company can rely on. Stainless steel bases include IP68 loadcells for wet areas. Ramps and mounting plates are available.

Unique Features:

- Powder coated carbon steel, treaded or 304 stainless steel, flat surface decks with four alloy steel load cells, fixed top plate (5 mm / 0.196 in. thick) with structural bracing for stiff construction.
- Platforms available from in sizes of 3 x 3 ft, 4 x 4 ft and 5 x 5 ft, and capacities from 2,500 lb. to 5,000 lb. with NTEP certified 5,000e performance, allowing greater flexibility for your weighing needs.
- Platforms are equipped with an 20 ft EasyConnect™ cable which allows instant configuration with Defender indicators for quicker installation.
- Four alloy steel shear beam load cells with top-adjustable height swiveling ball-in-cup design feet to ease installation. Stainless steel bases feature washdown IP68 loadcells for wet area use.

DEFENDER™ 3000 Floor Platforms

Specifications

Scale Models (Powder coated)	i-DF2500B1R	i-DF2500B1L	i-DF5000B1L	i-DF2500B1X	i-DF5000B1X
Capacity x Readability	2,500 lb x 0.5 lb 1,250 kg x 0.2 kg	2,500 lb x 0.5 lb 1,250 kg x 0.2 kg	5,000 lb x 1 lb 2,500 kg x 0.5 kg	2,500 lb x 0.5 lb 1,250 kg x 0.2 kg	5,000 lb x 1 lb 2,500 kg x 0.5 kg
NTEP Certified Resolution	1:5,000				
Platform Size (A x B x min H)	3 ft x 3 ft x 3.5 in	4 ft x 4 ft x 3.5 in		5 ft x 5 ft x 3.5 in	
Platform Material	Powder coated carbon steel, raised treaded surface, fixed top plate 5mm / 0.196 in thick				
Load Cell Model	4 x alloy steel, shear beam, NTEP Class III M				
Load Cell Capacity E _{max}	550 kg	550 kg	1,100 kg	550 kg	1,100 kg
Load Cell Output Impedance	350 ohm ± 3.5 ohm				
Load Cell Excitation Voltage	5V ~ 15V, DC/AC				
Junction Box	IP65, 304 stainless steel, with 20' EasyConnect cable				
Net Weight	221 lb / 100 kg	265 lb / 120 kg		397 lb / 180 kg	
Approx. Shipping Weight	254 lb / 115 kg	298 lb / 135 kg		430 lb / 195 kg	
Shipping Dimension (W x L x H)	4.2 x 4.2 x 0.9 ft 129 x 129 x 27 cm			5.1 x 5.1 x 0.9 ft 156 x 156 x 27 cm	
Maximum Central Load	160% of maximum capacity				
Safe Endload Capacity	100% of maximum capacity				
Operating Temperature	14°F – 104°F / -10°C – 40°C, 85%RH, non-condensing				
Feet	4 x self-swiveling ball-in-cup design with rubber bottom, adjustable height top leveling				
Accessories	Ramps, Mounting Foot Plates, Floor Columns				



DEFENDER™ 3000 Floor Platforms

Specifications

Scale Models (Stainless steel)	i-DF2500C1R	i-DF2500C1L	i-DF5000C1L	i-DF2500C1X	i-DF5000C1X
Capacity x Readability	2,500 lb x 0.5 lb 1,250 kg x 0.2 kg	2,500 lb x 0.5 lb 1,250 kg x 0.2 kg	5,000 lb x 1 lb 2,500 kg x 0.5 kg	2,500 lb x 0.5 lb 1,250 kg x 0.2 kg	5,000 lb x 1 lb 2,500 kg x 0.5 kg
NTEP Certified Resolution	1:5,000				
Platform Size (A x B x min H)	3 ft x 3 ft x 3.5 in	4 ft x 4 ft x 3.5 in		5 ft x 5 ft x 3.5 in	
Platform Material	Stainless steel, sand-blasted flat surface, fixed top plate 5mm / 0.196 in thick				
Load Cell Model	4 x IP67 alloy steel, shear beam, NTEP Class III M				
Load Cell Capacity Emax	550 kg	550 kg	1,100 kg	550 kg	1,100 kg
Load Cell Output Impedance	350 ohm ± 3.5 ohm				
Load Cell Excitation Voltage	5V ~ 15V, DC/AC				
Junction Box	IP68, 304 stainless steel, with 20' EasyConnect cable				
Net Weight	212 lb / 96 kg	256 lb / 116 kg		388 lb / 176 kg	
Approx. Shipping Weight	243 lb / 110 kg	287 lb / 130 kg		419 lb / 190 kg	
Shipping Dimension (W x L x H)	4.2 x 4.2 x 0.9 ft 129 x 129 x 27 cm			5.1 x 5.1 x 0.9 ft 156 x 156 x 27 cm	
Maximum Central Load	160% of maximum capacity				
Safe Endload Capacity	100% of maximum capacity				
Operating Temperature	14°F – 104°F / -10°C – 40°C, 85%RH, non-condensing				
Feet	4 x self-swiveling ball-in-cup design with rubber bottom, adjustable height top leveling				
Accessories	Ramps, Mounting Foot Plates, Floor Columns				

DEFENDER™ 3000 Floor Platforms

Ramp

Powder-Coated Ramp	Stainless Steel Ramp	Width	Length	Height
30812889	30812890	3 feet / 914 mm	26.4 in / 670 mm	3.5 in / 90 mm
80252565	30812891	4 feet / 1,220 mm	26.4 in / 670 mm	3.5 in / 90 mm
80252566	30812892	5 feet / 1,524 mm	26.4 in / 670 mm	3.5 in / 90 mm

Other Standard Features and Equipment

Side-access IP65 or IP68 stainless steel junction box and sealed loadcells, protected internal wiring (included). Indicators, ramps, loadcell cable extenders, foot plates and indicator stands (available as options)

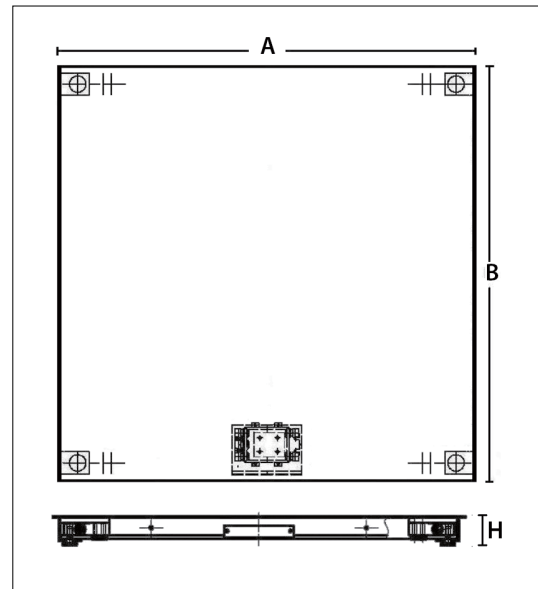
Accessories

- Foot Plate Kit, Painted Steel, for i-DFxxxB1x 72198344
- Foot Plate Kit, Stainless Steel, for i-DFxxxC1x72198345
- Ramp Kit, 36", Painted Steel, for i-DFxxxB1R30812889
- Ramp Kit, 48", Painted Steel, for i-DFxxxB1L80252565
- Ramp Kit, 60", Painted Steel, for i-DFxxxB1X80252566
- Ramp Kit, 36", Stainless Steel, for i-DFxxxC1R30812890
- Ramp Kit, 48", Stainless Steel, for i-DFxxxC1L30812891
- Ramp Kit, 60", Stainless Steel, for i-DFxxxC1X30812892
- Floor Scale Column Kit Painted30531244
- Floor Scale Column Kit SST.....30539553

Compliance

- **Metrology:** Load Cell: NTEP: CC 13-081
Platform: NTEP: CC 08-048A1
- **Ingress Protection:** IEC 60529 – IP68 for load cells,
IEC 60529 – IP68 for junction box used in stainless steel floor scale,
IEC 60529 – IP65 for junction box used in painted steel floor scale.
- **Other:** WEEE, RoHS


Outline Dimensions (Platform Size)



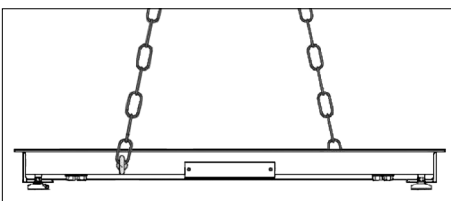
Structural Features



Design features welded steel ribs and channels for structural stiffness



Top access to foot height adjustment screws makes leveling easy



Carbon steel eyebolts included for easy installation



Stainless steel feet with rubber bottoms are attached to each load cell – ball-in-cup design makes feet self-swiveling and base easier to install

80776782_A 20230323 © Copyright OHAUS Corporation

OHAUS CORPORATION
7 Campus Drive
Suite 310
Parsippany, NJ 07054 USA

Tel: 800.672.7722
973.377.9000
Fax: 973.944.7177

www.ohaus.com

The management system governing the manufacture of this product is ISO 9001:2015 certified.

