

GPS Speedometer with 3 backlight colors

Please read and understand following notice carefully, and correctly install and operate the product before using.



WARNING

1. Please use the product accordance with the user manual strictly.
2. Please do not try to disassemble the main unit and its accessories.
3. Waterproof from front to IP65, water can enter from rear.
4. Fierce vibration and strong impact may make the product failure.
5. Little error will be happened when measuring, within normal range.
6. The product need professional installation, otherwise easily get an electric shock.
7. Not suitable for indoor use.



DO NOT DISASSEMBLE

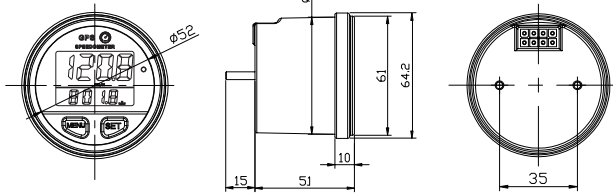


WATERPROOF

2 Product accessories list

- Product x 1pcs
- User manual x1pcs
- 8 core connector with wire x1pcs
- M4 nut x2pcs
- mounting bracket x1pcs

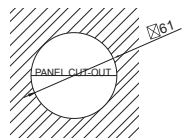
3 Product dimension



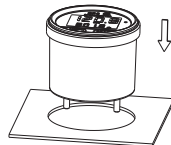
4 Product installation

1. How to install

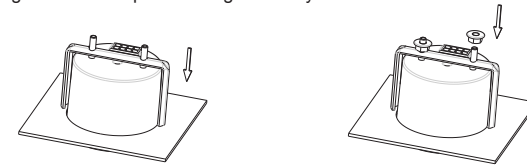
Notice: making the fixing holes on the mounting plate.



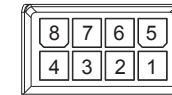
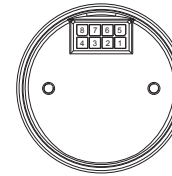
1 Install the meter into the fixing hole.



2 Fixing the mounting bracket onto plate and tightened by nuts.



2. Pinout orientation



1, 2	Voltage positive
3, 4	Voltage negative
5, 6, 7, 8	None

5 The definition of indicator light

Green light flashing	Not positioned
Green light on	Positioned
Red light on	Overspeed remind

6 Product operation

At any interface, short press SET to switch 3 different backlight (RED-GREEN-BLUE) circularly. The default backlight is GREEN.

Positioning



Main interface — view total mileage



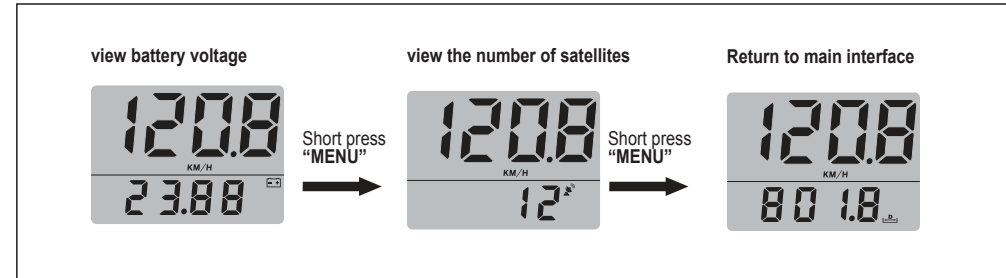
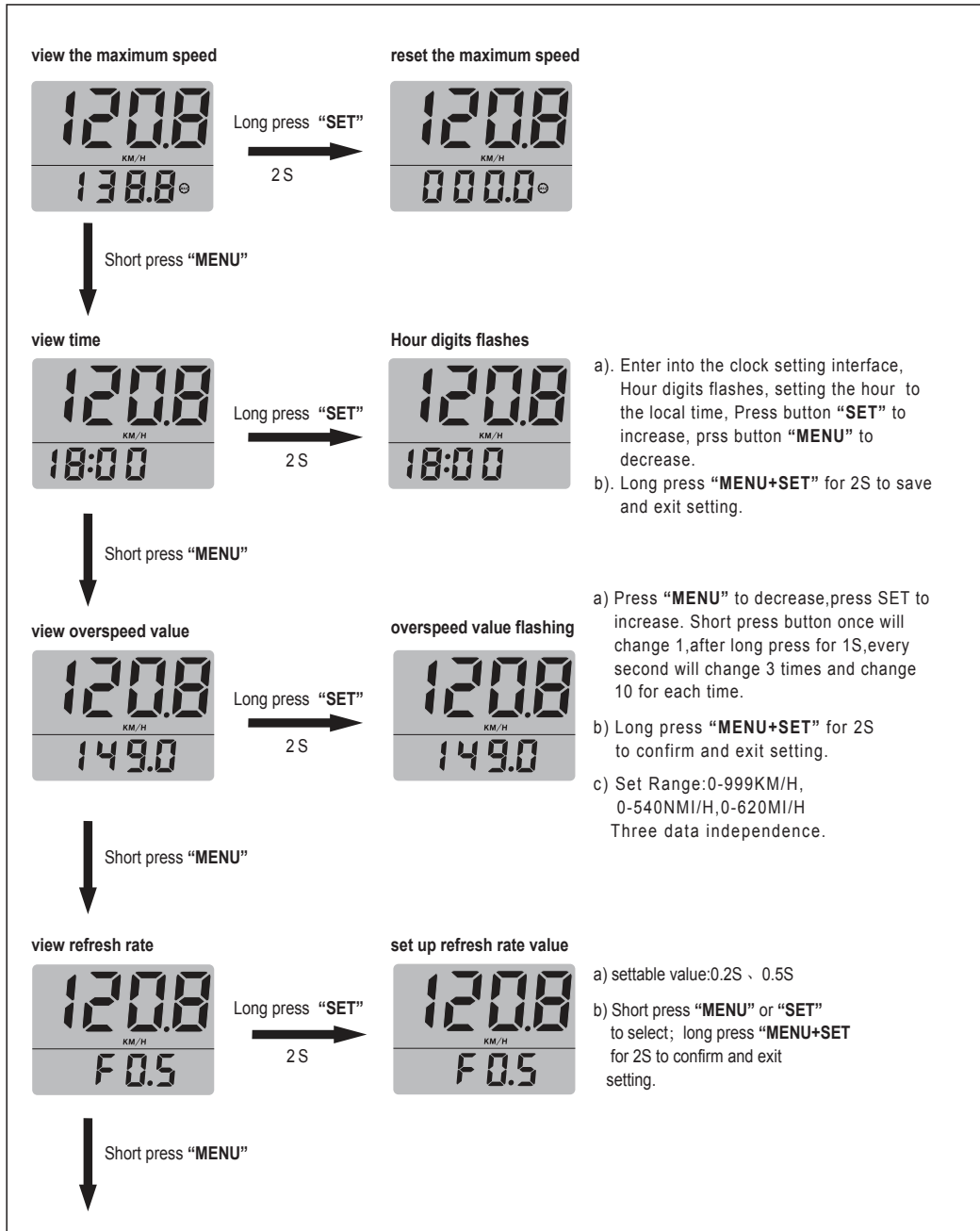
Unit value flashing



Long press "SET"
2S

Short press "MENU"

- unit setting: KM/H, MI/H, NMI/H
- Short press "MENU" or "SET" to select, default unit is "KM/H".
- When speed unit is flashing, long press SET for over 10 seconds to reset the total distance to 0.
- Long press "MENU + SET" for 2S to exit setting.



7 Specification & Parameter

Working voltage	DC10-24V	Time format	24-hour format
Voltage accuracy	±0.5%	Housing material	ABS+Aluminum
Refresh rate	0.5S/0.2S	waterproof level	IP65
Speed measurement range	0-999KM/H	Display mode	37x31mmLCD
The maximum recorded driving distance	0-99999KM/H	Display window size (visible)	35x24.6mmLCD
Speed unit	KM/H, MI/H, NMI/H	Product weight	150g
		Dimension	Φ 64.5x66mm

8 Trouble shooting

Problems	Possible reason	Solution
No display on screen	Power is connected incorrectly	Check the power wire
No display speed	Poor reception and do not receive the satellite signals	Adjust the angle
Unclear display on LCD or color changed	1.Wrong angle of the product 2.Lack of external battery	1.Adjust the angle 2.Check the power

EMR Shielding Solutions Inc.

Address: 399 Four Valley Drive Unit 13 Concord Ontario L4K 5Y8 Canada

Canada Tel: 416-583-2005

USA Tel: 310-746-3686