




EARLY EDUCATION PLACEMENT

skills test for ages 2-5



SECOND EDITION

EARLY EDUCATION PLACEMENT TEST

FOR CHILDREN AGES 2 TO 5 YEARS

Welcome to Timberdoodle's Early Education Placement Test!

Young children seem happiest while learning, whether that learning is a formal subject or the learning of play and everyday activities. Our goal is to help you cultivate your child's love for learning while satisfying his ever-present curiosity.



The challenge is to start at a level that is hard enough for him that he finds it interesting, but not so difficult that he finds it frustrating. That's where this test comes in. Complete the following pages with your child, and mark the sentence at the bottom of the page that most accurately reflects his skill level.

We suggest only doing a few pages at a time for the most accurate results. If he finds a page frustrating, either set it aside and try it again later, or mark it C and keep moving if you're pretty sure it is truly beyond his ability.

Also, it may be helpful to note that letters A, B, and C are not a letter grade as you've traditionally seen them - rather it's the most efficient shorthand we could find for marking down a skill level as you proceed through the placement test.

You'll Need These Tools

- A printed version of the following pages (black and white is fine)
- A pencil or marker he can use
- A pen for yourself for scoring
- His scissors
- A piece of blank paper

When to Consider the Tiny Tots Kit instead

Many toddlers under the age of 2, as well as some 2-year-olds, will do better with a customized kit that includes elements of both Preschool and Tiny Tots.

If your child is under 2, or most activities in this PDF seem way over his head, we recommend considering a customized Preschool/Tiny Tots kit.

PRETEST QUESTION 1

What books can your child understand when you read aloud?




SCORE HIS WORK:

- A: Chapter books
- B: Longer picture books
- C: Simple picture books

PRETEST QUESTION 2

What does your child build with his favorite construction toys such as bricks or blocks?



SCORE HIS WORK:

- A: Follows pictorial instructions (like the leaflets that come in construction sets) and builds creatively
- B: Creative things with at least 6 pieces
- C: Simple things

PRETEST QUESTION 3

What attention span does your child have when doing seatwork?
(Seatwork can be coloring, stickers, workbook pages, or other age-appropriate activities on paper.)




SCORE HIS WORK:

- A: Often 15 minutes
- B: Often 10 minutes
- C: Often 5 minutes

PRETEST QUESTION 4

What age is your child?*

*age is not conclusive when deciding grade level, but it often provides insight on the child's overall developmental readiness




HOW TO SCORE:

- A: 5 years old, or close to 5
- B: 3 or 4 years old
- C: 2 or 3 years old

FINE MOTOR SKILLS 1

Can your child draw more stripes on the zebra?




SCORE HIS WORK:

- A: He completed this easily and the lines were mostly inside the body (some prompting okay)
- B: He understood the concept but many of the lines were outside the body
- C: He was unsure of what I was asking from him or just scribbled

FINE MOTOR SKILLS 2


Can your child complete the following picture?

Draw something funny that the bulldozer is pushing.



SCORE HIS WORK:

- A: He loved this and added many creative elements with few prompts
- B: I had to tell him what to draw, and where to draw it
- C: He was unsure of what I was asking from him




FINE MOTOR SKILLS 3

Can your child complete the following picture? Ask him to show you what the boat is floating in, what might be in the boat, what might be in the water or what might be in the air.



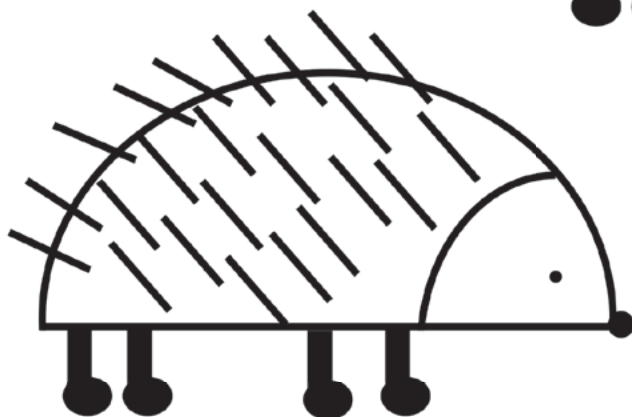
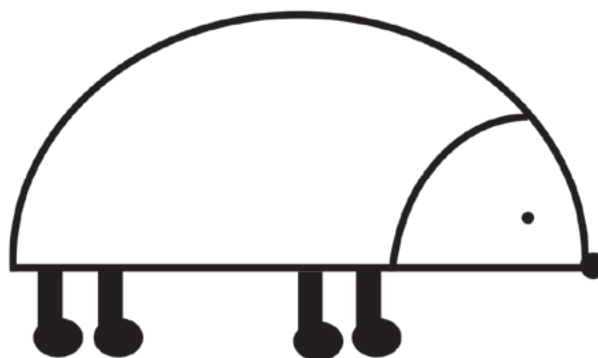

SCORE HIS WORK:

- A: He loved this and added many creative elements with few prompts
- B: I had to tell him what to draw, and where to draw it
- C: He was unsure of what I was asking from him or just scribbled



FINE MOTOR SKILLS 4

On a separate piece of paper, can your child follow these instructions on how to draw a hedgehog?




SCORE HIS WORK:

- A: Completed easily or with some prompting
- B: He followed the directions but his picture was unrecognizable
- C: He was unsure of what I was asking from him, easily lost interest, or merely scribbled

FINE MOTOR SKILLS 5

Can your child draw from dash to dash to help the horse find the apple?




SCORE HIS WORK:

- A: Easily and neatly
- B: He needed some prompting to complete, and missed a lot of the dashes, but got the idea
- C: He was unsure of what I was asking from him or easily lost interest

FINE MOTOR SKILLS 6

Can your child help the mother hen find her chicks?



SCORE HIS WORK:

- A: Understood the concept and stayed mostly in the lines
- B: He needed significant prompting to complete and/or struggled with pencil control
- C: He doesn't understand the point of mazes

PRE-READING 1

Can your child identify the **sounds** of each of these letters?

Q A Z W S
E D C R F
V T X G B
Y H N U J
M I K O L P

SCORE HIS WORK:

- A: Easily or needed occasional prompting to complete
- B: Only knew a few letter sounds
- C: Does not know letter sounds



PRE-READING 2

Can your child identify the **names** of each of these letters?

B H I S N Q

R X L A G

J K F C M

O U P D Y

V Z W E T

SCORE HIS WORK:

A: Easily or needed occasional prompting to complete

B: Only knew a few letter names

C: Does not know letter names



ADVANCED PRE-READING

Does your child:

- 1. Show an interest in learning to read?
- 2. Rhyme words?*
- 3. Recognize the word "sheep" if you say "sh - eep"?
(Not sure? Feel free to try several different familiar words.)
- 4. Identify that "dog" starts with the sound "d"?
(Again, feel free to trial multiple words if you'd like.)

*A NOTE ON RHYMING


This is a real milestone to master, and one that takes a good deal of time and effort for many kids. If you're not sure if your child gets it yet, try giving him sets of three words and asking which two rhyme:

cat, dog, hat

jump, bump, joy

log, pig, dig

sad, mad, happy





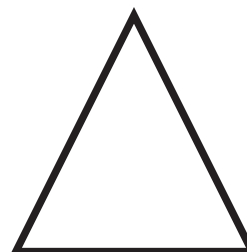

SCORE HIS WORK:

- A:** Answered yes to all four questions
- B:** Makes an effort but doesn't understand these concepts yet
- C:** Clearly isn't ready for these concepts yet

If you'd like a more in-depth assessment of these skills, have your child try the full All About Reading placement test.

MATH 1

Can your child name the shapes and connect the matching, though differently sized, shapes?






SCORE HIS WORK:

- A: Easily
- B: He confused a couple, but understood the concept
- C: He doesn't know his shape names and/or lacks the pencil skills

MATH 2

Can your child count aloud the number of animals in each group?
Then can he add the cats and dog together? And the chicks and bugs?



SCORE HIS WORK:

- A: Easily counted and added with or without prompts
- B: He could count but could not add
- C: He doesn't know how to count items

MATH 3

Can your child count how many turtles are in the picture?
How many bears are in the picture?
How many animals all together?
If one turtle lumbers away, then how many animals will there be?

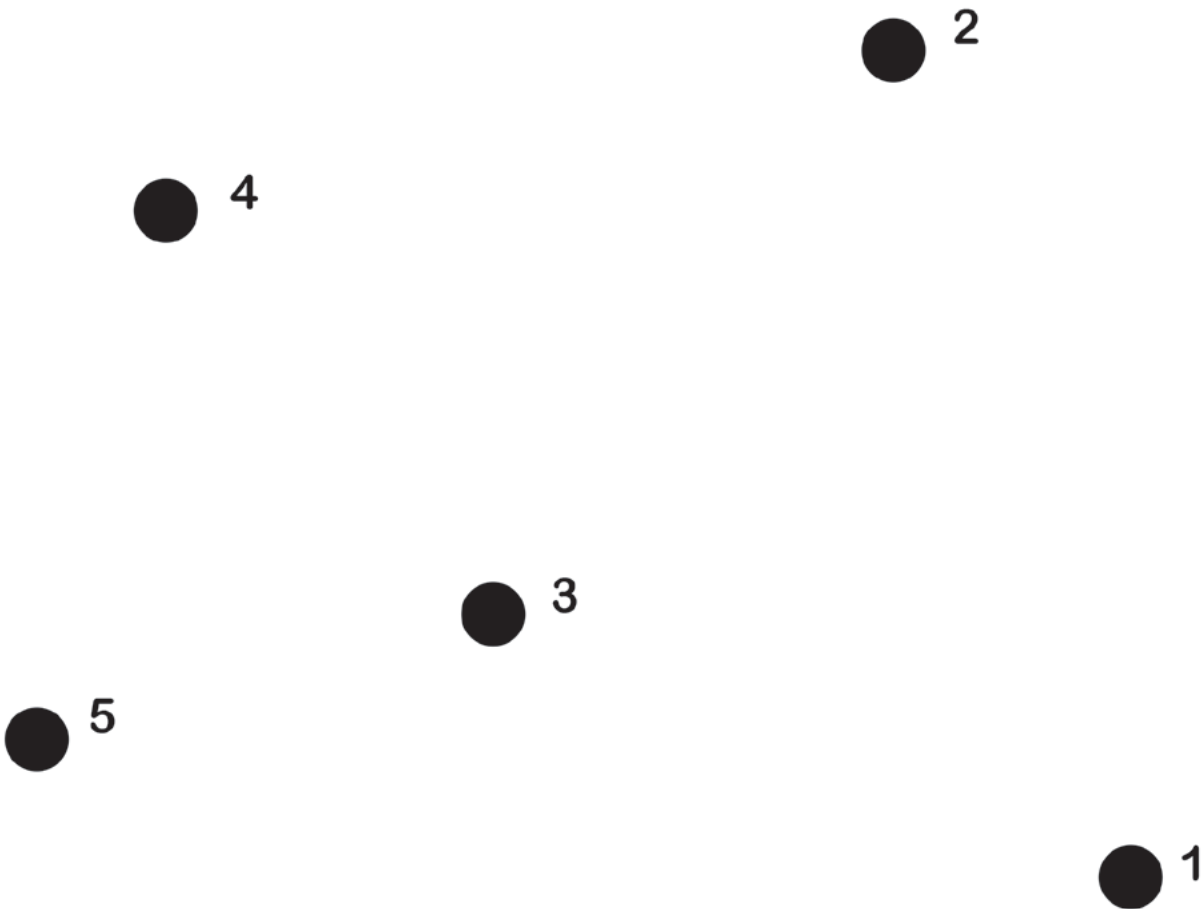


SCORE HIS WORK:

- A: Easily or with few prompts
- B: He could count each group, but the subtraction was a new concept
- C: He doesn't associate numbers with items


MATH 3

Can your child connect the dots in the right order?




SCORE HIS WORK:

- A: Easily (if he asks, we're calling this picture The Dot Mountains)
- B: He needed a couple of prompts
- C: He doesn't know his numbers and/or lacks the pencil skills




MATH 5


Can your child cross out animals to make each group match the number below it?




3




5



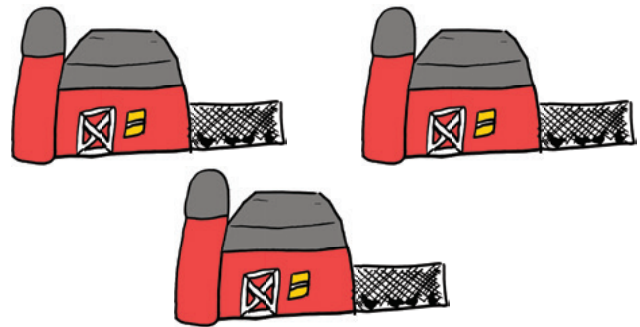
6



7




4



2

SCORE HIS WORK:

- A: Easily, or with only a couple of prompts
- B: He could count each group, but was unfamiliar with the concepts
- C: He doesn't associate numbers with items






MATH 6

Read the clues to your child and see if he can figure out the answer

What Shape Am I?

I have fewer dots than one square and two more dots than another square.



SCORE HIS WORK:

- A: Easily
- B: He needed a couple prompts
- C: He couldn't understand what was expected from him

CUTTING SKILLS

Can your child cut out the following shape?



SCORE HIS WORK:

- A: Easily
- B: Ended with a rough but recognizable shape
- C: My child has little or no scissor skills


A green rectangular box with a thin border, intended for recording the score for this activity.

YOUR PLACEMENT TEST RESULTS

Before you start evaluating your child's score, let us remind you of something you already know: Every child is different. You may find that your child is higher or lower in some areas than other children his age. This is only relevant for finding the right place to start learning, it is not a measure of his value or his learning ability!

Ready to begin? Check off how your child did on each page:

PAGE	A	B	C
Pretest Question 1			
Pretest Question 2			
Pretest Question 3			
Pretest Question 4			
Fine Motor 1			
Fine Motor 2			
Fine Motor 3			
Fine Motor 4			
Fine Motor 5			
Fine Motor 6			
Pre-Reading 1			
Pre-Reading 2			
Advanced Pre-Reading			
Math 1			
Math 2			
Math 3			
Math 4			
Math 5			
Math 6			
Scissors Skills			
Total			



The key:

- A= Kindergarten +
- B= PreK level
- C= Preschool or below

INTERPRETING YOUR RESULTS

In general, you will want to start with the kit that your child has the most checkmarks in. For instance if he has eleven or more pages with an A, start with Kindergarten. Or if he has eleven or more pages with an A or B, start with PreK...

However, keep your eyes open for substantial differences between subjects. For instance, if your child gets a B on most pages, yet gets an A on the pre-reading items, you will want to customize your PreK kit to include Kindergarten reading materials. Or if your child gets an A on almost everything, but has absolutely no cutting skills, you could simply add Kumon Cutting Skills to your Kindergarten kit.

If you are leaning towards kindergarten, the other page to pay particular attention to is the Advanced Pre-Reading page. If the answer to any of those questions is no, you will definitely want to fully assess your child's readiness with the complete All About Reading's Level 1 Placement test to consider substituting the PreK language arts materials.

If you'd like help with customizations, just fill out this form and we will get back to you ASAP with a custom curriculum kit quote. Don't hesitate to contact us if we may be of any other assistance as well!

- The Timberdoodle Team

