

EARLY EDUCATION PLACEMENT TEST

FOR CHILDREN AGES 2-5

Welcome to Timberdoodle's Early Education Placement Test!

Young children seem happiest while learning, whether that learning is a formal subject or the learning of play and everyday activities. Our goal is to help you cultivate your child's love for learning while satisfying his ever-present curiosity. The challenge is to start at a level that is hard enough for him that he finds it interesting, but not so difficult that he finds it frustrating.

That's where this test comes in. Complete the following pages with your child, and circle the sentence at the bottom of the page that most accurately reflects his skill level. We suggest only doing a few pages at a time for the most accurate results. If he finds a page frustrating, either set it aside and try it again later, or mark it C and keep moving if you're pretty sure it is truly beyond his ability.

You'll need:

These pages

A pencil or marker

A pair of his scissors


A piece of blank paper



LET'S GET STARTED!

FINE MOTOR SKILLS 1

Can your child draw more stripes on the zebra?




- A:** He completed this easily and the lines were mostly inside the body (some prompting okay)
- B:** He understood the concept but many of the lines were outside the body
- C:** He was unsure of what I was asking from him or just scribbled

FINE MOTOR SKILLS 2

Can your child complete the following picture?

Draw something funny that the bulldozer is pushing.




A: He loved this and added many creative elements with few prompts

B: I had to tell him what to draw, and where to draw it

C: He was unsure of what I was asking from him

FINE MOTOR SKILLS 3

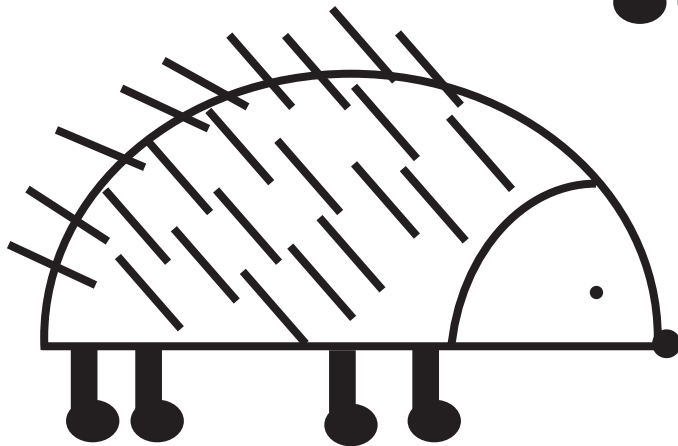


Can your child complete the following picture? Ask him to show you what the boat is floating in, what might be in the boat, what might be in the water and what might be in the air.



- A: He loved this and added many creative elements with few prompts
- B: I had to tell him what to draw, and where to draw it
- C: He was unsure of what I was asking from him

FINE MOTOR SKILLS 4

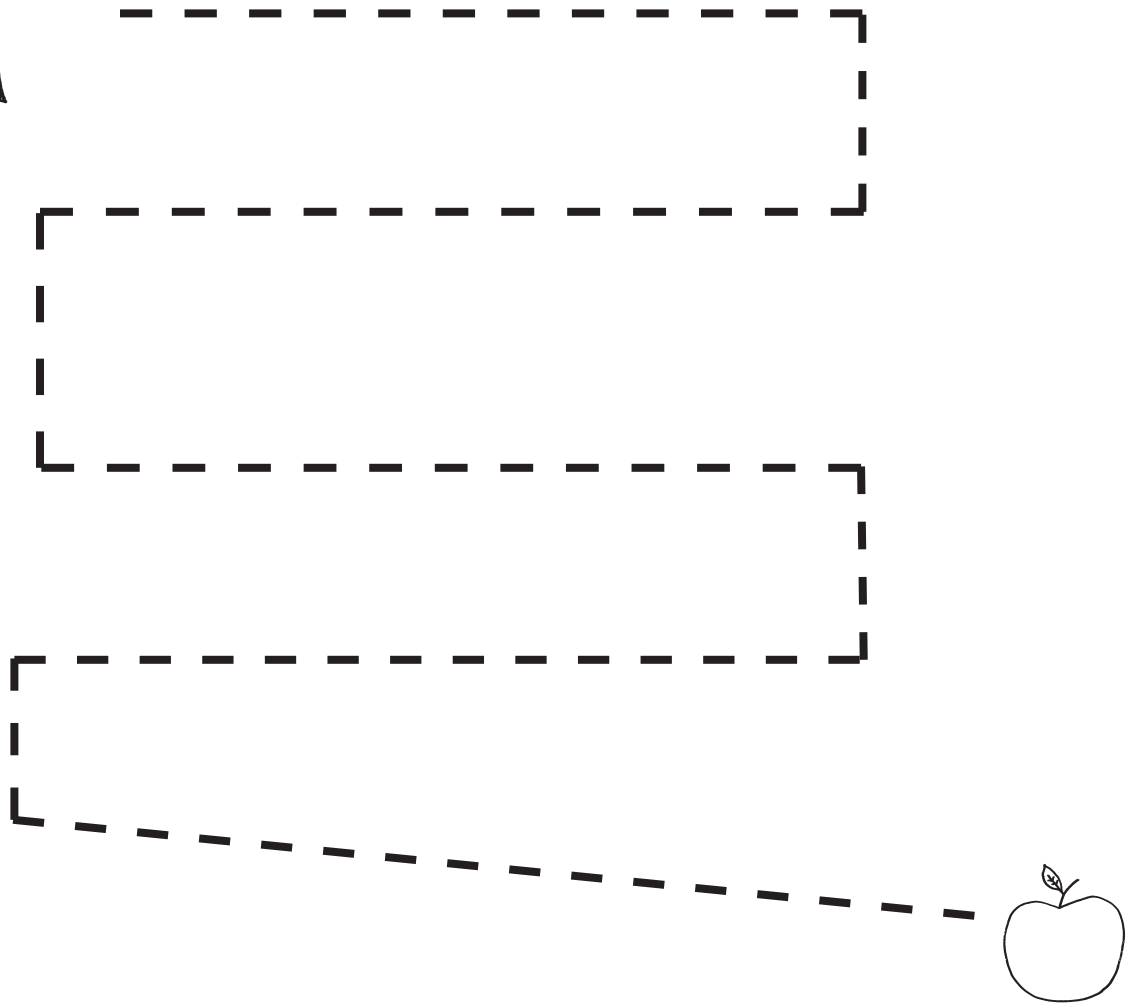

On a separate piece of paper, can your child follow these instructions on how to draw a hedgehog?



- A: Completed easily or with some prompting
- B: He followed the directions but his picture was unrecognizable
- C: He was unsure of what I was asking from him, easily lost interest, or merely scribbled

FINE MOTOR SKILLS 5


Can your child draw from dash to dash to help the horse find the apple?



- A: Easily and neatly
- B: He needed some prompting to complete, and missed a lot of the dashes, but got the idea
- C: He was unsure of what I was asking from him or easily lost interest

FINE MOTOR SKILLS 6

Can your child help the mother giraffe find its baby?



- A: Easily
- B: He needed significant prompting to complete
- C: He doesn't understand the point of mazes

PRE-READING 1

Can your child identify the **sounds** of each of these letters?

Q A Z W
S E D C
R F V T X
G B Y H
N U J M
I K O L P

A: Easily or needed occasional prompting to complete

B: Only knew a few letter sounds

C: Does not know letter sounds

PRE-READING 2

Can your child identify the **names** of each of these letters?

Q

A

Z

W

S

E

D

C

R

F

V

T

X

G

B

Y

H

N

U

J

M

I

K

O

L

P

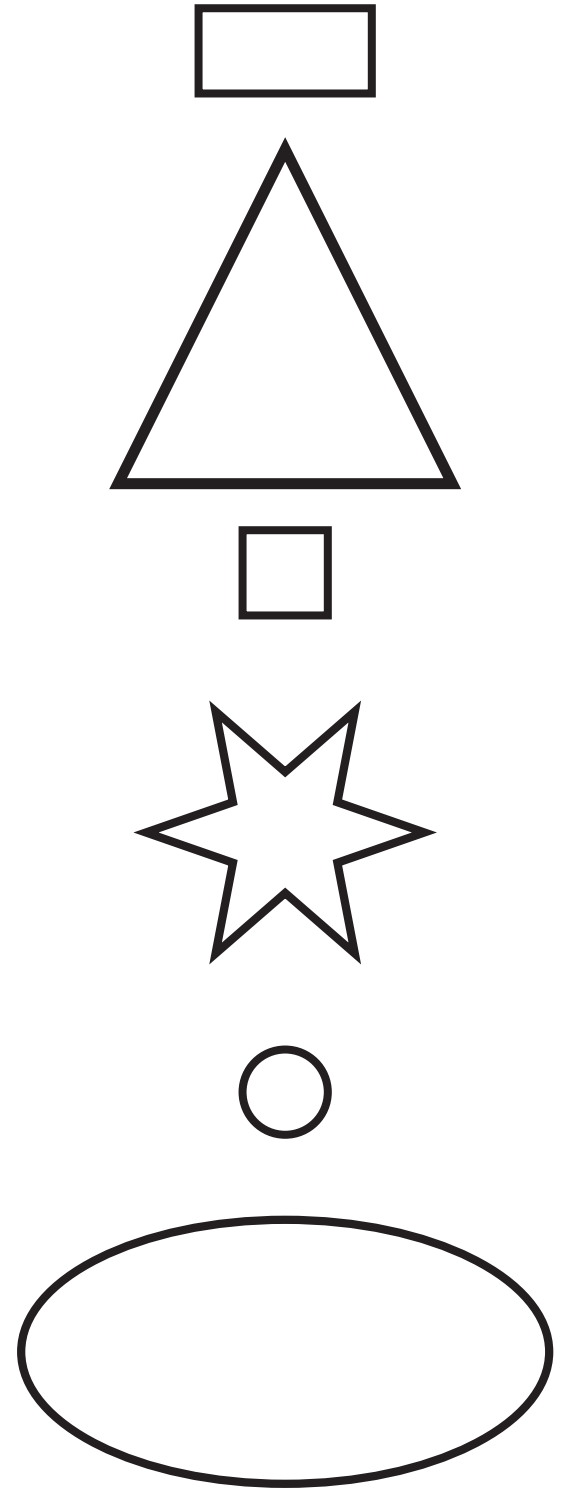

A: Easily or needed occasional prompting to complete

B: Only knew a few letter names

C: Does not know letter names

MATH 1

Can your child name the shapes and connect the matching, though differently sized, shapes?






A: Easily

B: He confused a couple, but understood the concept

C: He doesn't know his shape names and/or lacks the pencil skills

MATH 2






Can your child count aloud the number of animals in each group?
Then can he add the owls and lion together? And the cows and elephants?



- A) Easily counted and added with or without prompts
- B) He could count but could not add
- C) He doesn't know how to count items

MATH 3

Can your child count how many bunnies are in the picture? How many dogs are in the picture? How many animals all together? If one bunny runs away, then how many animals will there be?



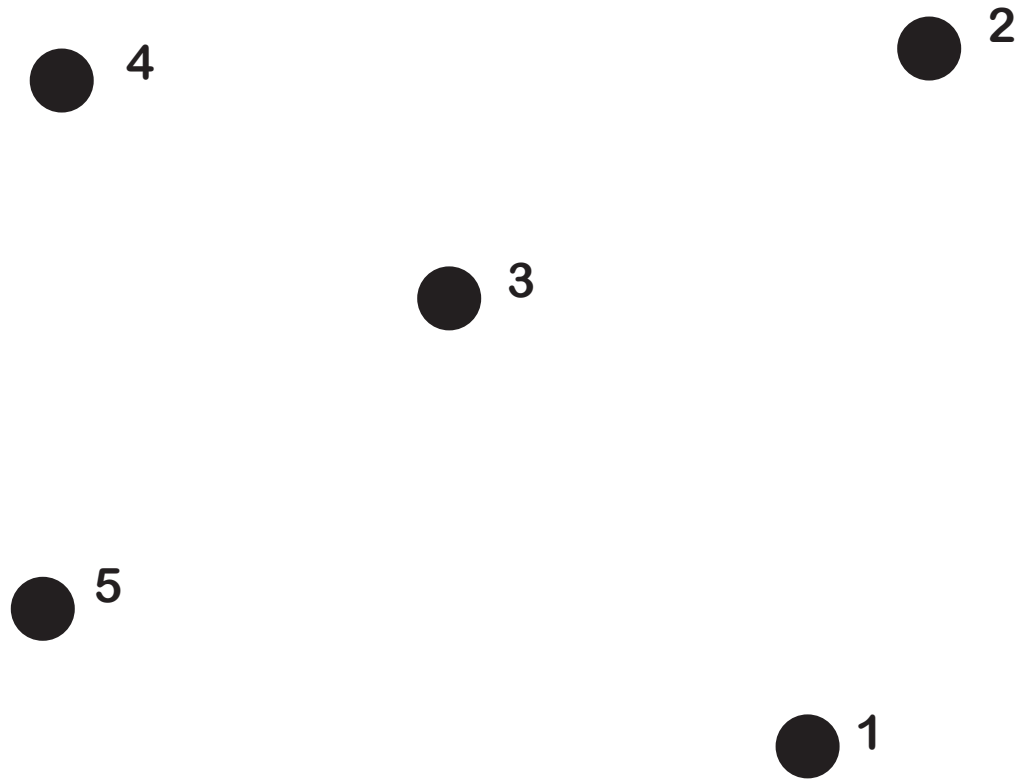
A: Easily or with few prompts

B: He could count each group, but the subtraction was a new concept

C: He doesn't associate numbers with items

MATH 4

Can your child connect the dots in the right order?




A: Easily

B: He needed a couple prompts


C: He doesn't know his numbers and/or lacks the pencil skills

MATH 5


Can your child cross out animals to make each group match the number below it?




3




5



6



7



4



2

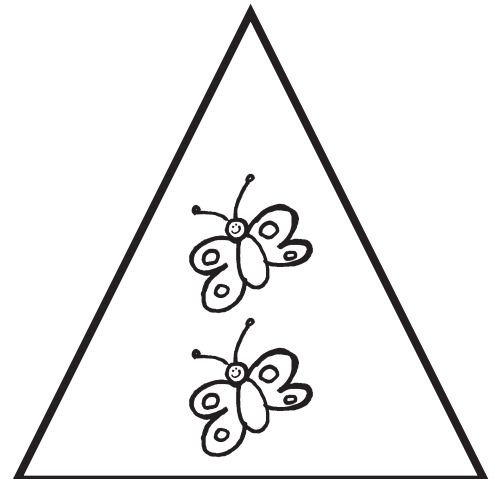



A: Easily, or with only a couple of prompts

B: He could count each group but was unfamiliar with the concepts

C: He doesn't associate numbers with items

MATH 6

Read the clues to your child and see if he can figure out the answer.




What Shape Am I?

I have fewer butterflies than one square and two more butterflies than another square.

- A: Easily
- B: He needed a couple prompts
- C: He couldn't understand what was expected from him

CUTTING SKILLS

Can your child cut out the following shape?



- A: Easily
- B: Ended with a rough but recognizable shape
- C: My child has little or no scissor skills

YOUR PLACEMENT TEST RESULTS

Before you start evaluating your child's score, let us remind you of something you already know: Every child is different. Really! You may find that your child is higher or lower in some areas than other children his age. This is only relevant for finding the right place to start learning, it is not a measure of his value!

Ready to begin? Check off how your child did on each page:

PAGE	A	B	C
Fine Motor 1			
Fine Motor 2			
Fine Motor 3			
Fine Motor 4			
Fine Motor 5			
Fine Motor 6			
Pre-Reading 1			
Pre-Reading 2			
Math 1			
Math 2			
Math 3			
Math 4			
Math 5			
Math 6			
Cutting			
TOTAL EACH COLUMN			

THE KEY:

A: Ready for Kindergarten

B: Ready for PreK

C: Ready for Preschool

In general, you will want to start with the kit that your child has the most checkmarks in. For instance if he has eight or more pages with an A, start with Kindergarten. Or if he has eight or more pages with an A or B, start with PreK...

However, keep your eyes open for substantial differences between subjects. For instance, if your child gets a B on most pages, yet gets an A on the pre-reading items, you will want to customize a PreK kit to include Kindergarten reading materials. Or if your child gets an A on almost everything, but has absolutely no cutting skills, you could simply add Kumon Cutting Skills and My First Scissors to your Kindergarten kit.

If you'd like help with customizations, just fill out [this form](#) and we will get back to you ASAP with a custom curriculum kit quote. Don't hesitate to contact us if we may be of any other assistance as well!

- The Timberdoodle Team

www.Timberdoodle.com - 800-478-0672 - mail@Timberdoodle.com