

PLANETA - ELECTRIC ROPE WINCH - STAGE



Each **PLANETA** electric rope winch is individually manufactured from series components. They are designed for the toughest applications. Due to the modular design almost all requirements can be fulfilled. The in-house control construction enables a perfect symbiosis between mechanics and electronics. We produce rope winches according to DGUV V54, DGUV V17 or BGV D8plus.


FEATURES

Capacity from 100 kg to 10,000 kg


- » Spur or planetary gear and brake motor
- » Various speeds up to 3 m/s and rope capacities up to 100 m
- » Protection class IP55 - 66, duty cycle 60% - 100%
- » Low maintenance due to lifetime lubrication
- » Mechanism group M3 (1Bm) to M8 (5m)
- » Controls for individual or group movements, fixed or variable speeds, programmable automatic sequences
- » Price on application





2ND BRAKE



DRUM PRESSURE ROLLER



OPERATIONAL END SWITCH



SPUR GEAR BOX



GROOVED DRUM STANDARD



SLACK WIRE SWITCH

COMPANY CONTACT DETAILS

LTM - Lift Turn Move Ltd
Unit 2 Stadium Court
Wirral International Business Park
Plantation Road, Bromborough
Wirral, UK CH62 3QG

SALES AND GENERAL CONTACTS

Tel: +44 (0)151 649 0467
Fax: +44 (0)151 649 0099
Email: sales@LiftTurnMove.co.uk
Email: accounts@LiftTurnMove.co.uk
Website: www.liftturnmove.co.uk

OPENING HOURS

Mon-Thur: 8:30 - 5:00
Friday: 8:30 - 2:30

The office is often open outside these times.

DELIVERIES

We use various methods of delivery and can deliver more or less whenever you need.

To stay up to date with the latest events at LTM please follow us on Facebook, Twitter and LinkedIn



[liftturnmove](https://www.facebook.com/liftturnmove)



[@LiftTurnMove](https://twitter.com/LiftTurnMove)



[@Lift Turn Move Ltd](https://www.linkedin.com/company/liftturnmove)