

PLANETA – PREMIUM PRO RATCHET LEVER HOIST - STAGE



The PREMIUM PRO Lever Hoist is fitted with galvanised load chain according to DIN EN 818-7-T

Range is available from 0.75t to 9t

BENEFITS

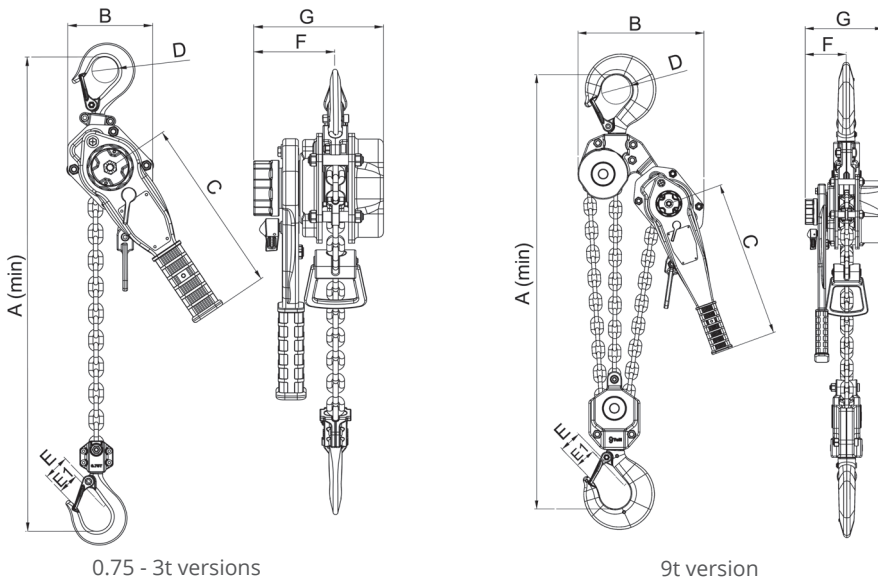
- » Robust design, proven quality ensuring longevity
- » Significant weight saving
- » Operating lever can be used in any position thanks to the ratchet
- » **Up to 3.0t capacity on single chain fall**

FEATURES

- » Galvanised load chain according to DIN EN 818-7-T is used on all hoists, the standard lifting height is 1.5 m, 3m, 6m and 9m
- » Free-running mode allows the unladen chain to be easily pulled through the device to the required position when the operating switch is moved to the centre point
- » New chain end stop provides additional safety, this cannot be pulled through the hoist
- » The ergonomic rubber handle protects the user against injury and is screwed in place to prevent slippage
- » Safety automatic mechanical brake; galvanised connecting parts; cast hook; catch, large non-slip and closed hand wheel; safety chain end piece
- » Chain conforms with DIN EN 818-7-T standard (RUD supply)



RUD®



SPECIFICATION & DIMENSIONS


TYPE		PL/PLH/075-E	PL/PLH/150-E	PL/PLH/300-E	PL/PLH/600-E	PL/PLH/900-E
Capacity	t	0.75	1.5	3.0	6.0	9.0
Standard lift	m	1.5	1.5	1.5	1.5	1.5
Min. headroom (A)	mm	320	360	431	500	635
Effort on Lever	daN	22	24	33	36	38
Number of chain falls		1	1	1	2	3
Chain size	mm	5.6 x 17	7.1 x 21	9 x 27	9 x 27	9 x 27
B	mm	115	137	169	238	300
C	mm	239	259	374	374	374
D	mm	35	42	48	60	70
E	mm	35	38	46	59	54
E1	mm	23	28.5	33	39	51
F	mm	91	67	98	98	98
G	mm	146	162	187	187	187
Weight with 1.5m Chain	kg	5.3	8.6	15.2	23	43
Weight for 1m additional lifting height	kg	0.7	1.1	1.8	3.6	5.4

PLANETA – PREMIUM PRO RATCHET LEVER HOIST - STAGE



SAFETY FEATURES AND ADVANTAGES

Safety brake with two pawls hold the load in any position safely!
All parts corrosion protected



Large non-slip hand wheel




Integrated chain guide



Reversing lever with free-running mode



Chrome plated housing for best corrosion protection



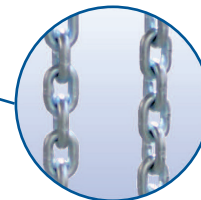
Extra-secure handle




Swivelling drop-forged load hooks with closed and fitting safety catch




RUD
Tempered and galvanised load chain acc.
DIN EN 818-7-T
(RUD Supply)



Option: overload protection



Chain end piece with robust nylon design



COMPANY CONTACT DETAILS

LTM - Lift Turn Move Ltd
Unit 2 Stadium Court
Wirral International Business Park
Plantation Road, Bromborough
Wirral, UK CH62 3QG

SALES AND GENERAL CONTACTS

Tel: +44 (0)151 649 0467
Fax: +44 (0)151 649 0099
Email: sales@LiftTurnMove.co.uk
Email: accounts@LiftTurnMove.co.uk
Website: www.liftturnmove.co.uk

OPENING HOURS

Mon-Thur: 8:30 - 5:00
Friday: 8:30 - 2:30

The office is often open outside these times.

DELIVERIES

We use various methods of delivery and can deliver more or less whenever you need.

To stay up to date with the latest events at LTM please follow us on Facebook, Twitter and LinkedIn



liftturnmove



@LiftTurnMove



@Lift Turn Move Ltd