

SU by NENDO



emeco

FIRST LET'S MAKE THINGS THAT LAST.

The Emeco 1006 Navy Chair was first commissioned in the 1940s by the U.S. Navy for use on warships – the contract even specified that it had to be able to withstand torpedo blasts. Today our chairs are still made in the U.S.A., of 80% recycled aluminum, and are made by hand, by Emeco craftsmen using the original 77 step process. The world's best architects and designers collaborate with us to design chairs that are built and guaranteed to last a lifetime.

As we apply what we've practiced in the past, we are looking toward the future. We are on a mission to make a positive impact on the environment. Our goals are to use waste material in our products, use as little energy as possible in our manufacturing, generate a minimum of waste in the process, and build strong, durable, beautiful chairs that last through generations. We've been on the same mission since 1944 and we will continue to search for new ways to recover and utilize discarded materials and make products that last.

PLAIN

OR SU IN JAPANESE



SU by NENDO

With the invisible values of design, engineering and strength, the Emeco SU Collection follows the Japanese aesthetic of 'su' — meaning plain or unadorned — the idea that simplicity is not only modest, but could possibly be more appealing than luxury. SU Stools embody Emeco bones, both in form and choice of materials. SU has the iconic seat of Emeco chairs made since 1944, and is made of reclaimed and recycled materials discovered through our ongoing exploration of eco-conscious resources.

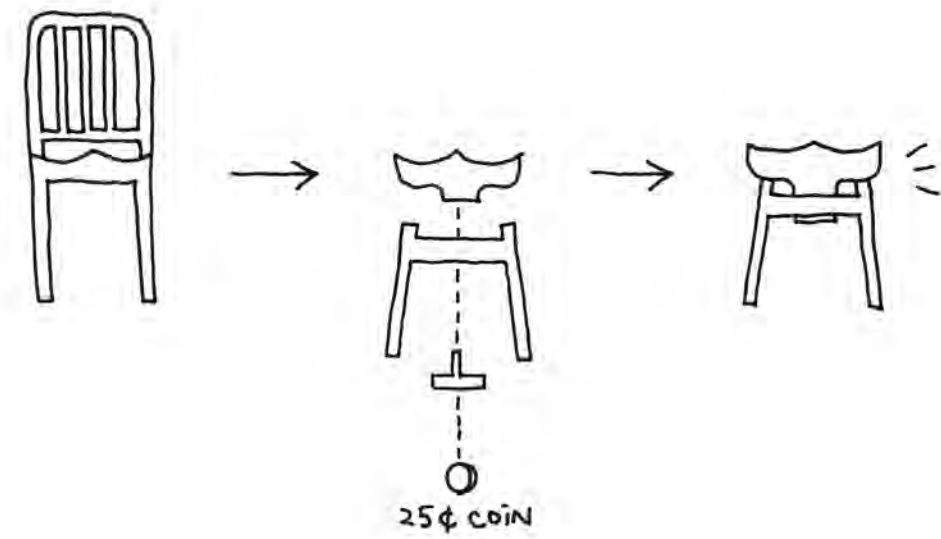
SU seats in Cork, Eco-Concrete and Solid Reclaimed Oak.



The SU collection features stools in three heights, with a choice of three frames and four different seat materials.



SU stool with eco-concrete seat.



Original sketch by Oki Sato of Nendo illustrating the idea behind SU. SU has the iconic seat of Emeco chairs made since 1944, including the original 1006 Navy chair.

Opposite page: The underside of the seat.



SU Small stool with Eco-Concrete seat.
Meriwee House, Melbourne, Australia.
By Templeton Architecture. Photo: Benjamin Hosking.



SU seats come in four material choices, all of which demonstrate an environmentally conscious way of doing things, using responsibly selected alternatives of some traditional materials.

The Recycled Polyethylene seat, made of 75% post-industrial and 25% post-consumer content, and shaped into the SU seat through rotation molding, comes in three timeless color options – red, flint gray and dark charcoal gray.

The Cork seat is molded from cork granules, ground from production off-cuts and scraps. Every single morsel of cork, such as the waste material created during wine stopper production, is collected and saved for recycling and turned into new products.

The Solid Reclaimed Oak seat is sourced from old architecture in the U.S.A., and carved into the Emeco seat by Amish craftsmen in Pennsylvania. Every piece is unique with signs of its past life.

The Eco-Concrete seat is made of Green-Concrete, a revolutionary concept that can replace the energy-consuming traditional concrete used in architecture. Emeco's Eco-Concrete SU seat consists of 50% recycled glass bottles and CSA (calcium sulfoaluminate cement) that takes much less energy to make.

SU Small stools with seats in Recycled Polyethylene, Cork, Solid Reclaimed Oak and Eco-Concrete.



SU Counter stool with Reclaimed Oak seat.
Chan Zuckerberg Initiative, Redwood City, US.
By: HBM-Hogue. Photo: Adam Rouse



SU Cork seat. Cork is a natural, rapidly renewable material that is biodegradable and recyclable. It is light, sound absorbing, anti-bacterial and very resilient.



SU Barstool with Recycled Polyethylene seat and legs
in Reclaimed Oak.
Beauty Library, Tokyo Japan. Interior Design: Nendo.
Photo: Takumi Ota

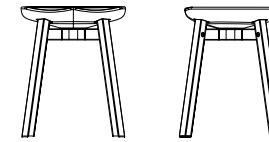
SU tables



SU Low Table with Ash top, SU Café Table with laminate top.

SU Café Table with laminate top, SU Low Table with Aluminum top.

SU by NENDO



SU SMALL STOOL

W: 14.8" D: 15" SH: 18.5"
 W: 37.6cm D: 38cm SH: 47cm
 WT: 9lb 4kg

PLASTIC SEAT RECYCLED POLYETHYLENE

SU 18 PS CHARCOAL
 SU 18 PS FLINT

POLYETHYLENE SEAT CHARCOAL, CLEAR ANODIZED ALUMINUM LEGS
 POLYETHYLENE SEAT FLINT GREY, CLEAR ANODIZED ALUMINUM LEGS

SU 18 BLACK PS CHARCOAL
 SU 18 BLACK PS FLINT

POLYETHYLENE SEAT CHARCOAL, BLACK ANODIZED ALUMINUM LEGS
 POLYETHYLENE SEAT FLINT GREY, BLACK ANODIZED ALUMINUM LEGS

W: 14.8" D: 15" SH: 18.5"
 W: 37.6cm D: 38cm SH: 47cm
 WT: 7.5lb 3.4kg

SU 18 WOOD PS CHARCOAL
 SU 18 WOOD PS FLINT

POLYETHYLENE SEAT CHARCOAL, NATURAL WOOD LEGS
 POLYETHYLENE SEAT FLINT GREY, NATURAL WOOD LEGS

SU SMALL STOOL

W: 14.8" D: 15" SH: 18.5"
 W: 37.6cm D: 38cm SH: 47cm
 WT: 11lb 5kg

CORK SEAT

SU 18 CKS
 SU 18 BLACK CKS

CORK SEAT, CLEAR ANODIZED ALUMINUM LEGS
 CORK SEAT, BLACK ANODIZED ALUMINUM LEGS

W: 14.8" D: 15" SH: 18.5"
 W: 37.6cm D: 38cm SH: 47cm
 WT: 9lb 4kg

SU 18 WOOD CKS

CORK SEAT, NATURAL WOOD LEGS

SU SMALL STOOL

W: 14.8" D: 15" SH: 18.5"
 W: 37.6cm D: 38cm SH: 47cm
 WT: 33lb 15kg

ECO-CONCRETE SEAT

SU 18 CS
 SU 18 BLACK CS

CONCRETE SEAT, CLEAR ANODIZED ALUMINUM LEGS
 CONCRETE SEAT, BLACK ANODIZED ALUMINUM LEGS

W: 14.8" D: 15" SH: 18.5"
 W: 37.6cm D: 38cm SH: 47cm
 WT: 31.3lb 14.2kg

SU 18 WOOD CS

CONCRETE SEAT, NATURAL WOOD LEGS

SU SMALL STOOL

W: 14.8" D: 15" SH: 18.5"
 W: 37.6cm D: 38cm SH: 47cm
 WT: 14.8lb 6.7kg

WOODEN SEAT RECLAIMED OAK WOOD

SU 18 WS
 SU 18 BLACK WS

RECLAIMED OAK WOOD SEAT, CLEAR ANODIZED ALUMINUM LEGS
 RECLAIMED OAK WOOD SEAT, BLACK ANODIZED ALUMINUM LEGS

W: 14.8" D: 15" SH: 18.5"
 W: 37.6cm D: 38cm SH: 47cm
 WT: 13.2lb 6kg

SU 18 WOOD WS

RECLAIMED OAK WOOD SEAT, NATURAL WOOD LEGS

FRAME




NATURAL ANODIZED ALUMINUM
 BLACK ANODIZED ALUMINUM
 RECLAIMED OAK WOOD

POLYETHYLENE SEAT



FLINT GREY
 CHARCOAL

WOOD SEAT



RECLAIMED
 OAK WOOD


CORK SEAT



CONCRETE SEAT



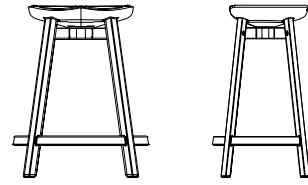
FELT SEAT PADS



MED GREY

SU café table with white laminate top and wood legs, SU small stool with reclaimed oak wood seat and legs.

SU by NENDO



SU COUNTER STOOL

PLASTIC SEAT RECYCLED POLYETHYLENE

W: 19" D: 17.6" SH: 24" SU 24 PS CHARCOAL POLYETHYLENE SEAT CHARCOAL, CLEAR ANODIZED ALUMINUM LEGS
 W: 48.7cm D: 45cm SH: 61cm SU 24 PS FLINT POLYETHYLENE SEAT FLINT GREY, CLEAR ANODIZED ALUMINUM LEGS
 WT: 12.4lb 5.6kg

SU 24 BLACK PS CHARCOAL POLYETHYLENE SEAT CHARCOAL, BLACK ANODIZED ALUMINUM LEGS
 SU 24 BLACK PS FLINT POLYETHYLENE SEAT FLINT GREY, BLACK ANODIZED ALUMINUM LEGS

W: 19" D: 17.6" SH: 24" SU 24 WOOD PS CHARCOAL POLYETHYLENE SEAT CHARCOAL, NATURAL WOOD LEGS
 W: 48.7cm D: 45cm SH: 61cm SU 24 WOOD PS FLINT POLYETHYLENE SEAT FLINT GREY, NATURAL WOOD LEGS
 WT: 10.6lb 4.8kg

SU COUNTER STOOL

CORK SEAT

W: 19" D: 17.6" SH: 24" SU 24 CKS CORK SEAT, CLEAR ANODIZED ALUMINUM LEGS
 W: 48.7cm D: 45cm SH: 61cm SU 24 BLACK CKS CORK SEAT, BLACK ANODIZED ALUMINUM LEGS
 WT: 14lb 6.3kg

W: 19" D: 17.6" SH: 24" SU 24 WOOD CKS CORK SEAT, NATURAL WOOD LEGS
 W: 48.7cm D: 45cm SH: 61cm
 WT: 12lb 5.5kg

SU COUNTER STOOL

ECO-CONCRETE SEAT

W: 19" D: 17.6" SH: 24" SU 24 CS CONCRETE SEAT, CLEAR ANODIZED ALUMINUM LEGS
 W: 48.7cm D: 45cm SH: 61cm SU 24 BLACK CS CONCRETE SEAT, BLACK ANODIZED ALUMINUM LEGS
 WT: 36lb 16.4kg

W: 19" D: 17.6" SH: 24" SU 24 WOOD CS CONCRETE SEAT, NATURAL WOOD LEGS
 W: 48.7cm D: 45cm SH: 61cm
 WT: 34.3lb 15.6kg

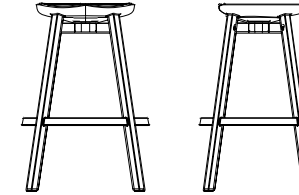
SU COUNTER STOOL

WOODEN SEAT RECLAIMED OAK WOOD

W: 19" D: 17.6" SH: 24" SU 24 WS RECLAIMED OAK WOOD SEAT, CLEAR ANODIZED ALUMINUM LEGS
 W: 48.7cm D: 45cm SH: 61cm SU 24 BLACK WS RECLAIMED OAK WOOD SEAT, BLACK ANODIZED ALUMINUM LEGS
 WT: 18lb 8.2kg

W: 19" D: 17.6" SH: 24" SU 24 WOOD WS RECLAIMED OAK WOOD SEAT, NATURAL WOOD LEGS
 W: 48.7cm D: 45cm SH: 61cm
 WT: 16.4lb 7.4kg

SU by NENDO



SU BARSTOOL

PLASTIC SEAT RECYCLED POLYETHYLENE

W: 19" D: 18.5" SH: 30" SU 30 PS CHARCOAL POLYETHYLENE SEAT CHARCOAL, CLEAR ANODIZED ALUMINUM LEGS
 W: 48.7cm D: 47cm SH: 76cm SU 30 PS FLINT POLYETHYLENE SEAT FLINT GREY, CLEAR ANODIZED ALUMINUM LEGS
 WT: 14lb 6.3kg

SU 30 BLACK PS CHARCOAL POLYETHYLENE SEAT CHARCOAL, BLACK ANODIZED ALUMINUM LEGS
 SU 30 BLACK PS FLINT POLYETHYLENE SEAT FLINT GREY, BLACK ANODIZED ALUMINUM LEGS

W: 19" D: 18.5" SH: 30" SU 30 WOOD PS CHARCOAL POLYETHYLENE SEAT CHARCOAL, NATURAL WOOD LEGS
 W: 48.7cm D: 47cm SH: 76cm SU 30 WOOD PS FLINT POLYETHYLENE SEAT FLINT GREY, NATURAL WOOD LEGS
 WT: 11.7lb 5.3kg

SU BARSTOOL

CORK SEAT

W: 19" D: 18.5" SH: 30" SU 30 CKS CORK SEAT, CLEAR ANODIZED ALUMINUM LEGS
 W: 48.7cm D: 47cm SH: 76cm SU 30 BLACK CKS CORK SEAT, BLACK ANODIZED ALUMINUM LEGS
 WT: 16lb 7.2kg

W: 19" D: 18.5" SH: 30" SU 30 WOOD CKS CORK SEAT, NATURAL WOOD LEGS
 W: 48.7cm D: 47cm SH: 76cm
 WT: 13.5lb 6.1kg

SU BARSTOOL

ECO-CONCRETE SEAT

W: 19" D: 18.5" SH: 30" SU 30 CS CONCRETE SEAT, CLEAR ANODIZED ALUMINUM LEGS
 W: 48.7cm D: 47cm SH: 76cm SU 30 BLACK CS CONCRETE SEAT, BLACK ANODIZED ALUMINUM LEGS
 WT: 38lb 17kg

W: 19" D: 18.5" SH: 30" SU 30 WOOD CS CONCRETE SEAT, NATURAL WOOD LEGS
 W: 48.7cm D: 47cm SH: 76cm
 WT: 35lb 16kg

SU BARSTOOL

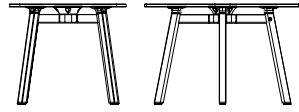
WOODEN SEAT RECLAIMED OAK WOOD

W: 19" D: 18.5" SH: 30" SU 30 WS RECLAIMED OAK WOOD SEAT, CLEAR ANODIZED ALUMINUM LEGS
 W: 48.7cm D: 47cm SH: 76cm SU 30 BLACK WS RECLAIMED OAK WOOD SEAT, BLACK ANODIZED ALUMINUM LEGS
 WT: 20lb 9kg

W: 19" D: 18.5" SH: 30" SU 30 WOOD WS RECLAIMED OAK WOOD SEAT, NATURAL WOOD LEGS
 W: 48.7cm D: 47cm SH: 76cm
 WT: 17.5lb 8kg

All SU Stools with recycled polyethylene and eco-concrete seats with clear or black anodized legs are suitable for outdoor.
 2 Year warranty.
 Made in the U.S.A.

SU by NENDO



SU LOW TABLE ROUND TOP 24"

DIA: 24" H: 18.5"
 DIA: 60cm H: 47cm
 WT: 22lb WT: 10kg ALU
 WT: 20lb WT: 9.3kg HPL
 WT: 15lb WT: 6.6kg L
 WT: 18lb WT: 8.1kg ASH/WAL

SU LTRD24ALU CLEAR ANODIZED ALUMINUM LEGS, ALUMINUM TOP
 SU LTRD24HPL CLEAR ANODIZED ALUMINUM LEGS, HPL TOP
 SU LTRD24HPL PC BLACK ANODIZED ALUMINUM LEGS, HPL TOP
 SU LTRD24L CLEAR ANODIZED ALUMINUM LEGS, PLYWOOD LAMINATE TOP
 SU LTRD24L PC BLACK ANODIZED ALUMINUM LEGS, PLYWOOD LAMINATE TOP
 SU LTRD24ASH CLEAR ANODIZED ALUMINUM LEGS, SOLID ASH TOP
 SU LTRD24ASH PC BLACK ANODIZED ALUMINUM LEGS, SOLID ASH TOP
 SU LTRD24WAL CLEAR ANODIZED ALUMINUM LEGS, SOLID WALNUT TOP
 SU LTRD24WAL PC BLACK ANODIZED ALUMINUM LEGS, SOLID WALNUT TOP

DIA: 24" H: 18.5"
 DIA: 60cm H: 47cm
 WT: 21lb WT: 9.6kg ALU
 WT: 19lb WT: 8.8kg HPL
 WT: 14lb WT: 6.1kg L
 WT: 17lb WT: 7.7kg ASH/WAL

SU LTRD24ALU WOOD NATURAL WOOD LEGS, ALUMINUM TOP
 SU LTRD24HPL WOOD NATURAL WOOD LEGS, HPL TOP
 SU LTRD24L WOOD NATURAL WOOD LEGS, PLYWOOD LAMINATE TOP
 SU LTRD24ASH WOOD NATURAL WOOD LEGS, SOLID ASH TOP
 SU LTRD24WAL WOOD NATURAL WOOD LEGS, SOLID WALNUT TOP

SU LOW TABLE SQUARE TOP 24"

L: 24" W: 24" H: 18.5"
 L: 60cm W: 60cm H: 47cm
 WT: 26lb WT: 11.8kg ALU
 WT: 24lb WT: 10.9kg HPL
 WT: 16lb WT: 7.5kg L
 WT: 21lb WT: 9.4kg ASH/WAL

SU LTSQ24ALU CLEAR ANODIZED ALUMINUM LEGS, ALUMINUM TOP
 SU LTSQ24HPL CLEAR ANODIZED ALUMINUM LEGS, HPL TOP
 SU LTSQ24HPL PC BLACK ANODIZED ALUMINUM LEGS, HPL TOP
 SU LTSQ24L CLEAR ANODIZED ALUMINUM LEGS, PLYWOOD LAMINATE TOP
 SU LTSQ24L PC BLACK ANODIZED ALUMINUM LEGS, PLYWOOD LAMINATE TOP
 SU LTSQ24ASH CLEAR ANODIZED ALUMINUM LEGS, SOLID ASH TOP
 SU LTSQ24ASH PC BLACK ANODIZED ALUMINUM LEGS, SOLID ASH TOP
 SU LTSQ24WAL CLEAR ANODIZED ALUMINUM LEGS, SOLID WALNUT TOP
 SU LTSQ24WAL PC BLACK ANODIZED ALUMINUM LEGS, SOLID WALNUT TOP

L: 24" W: 24" H: 18.5"
 L: 60cm W: 60cm H: 47cm
 WT: 25lb WT: 11.3kg ALU
 WT: 23lb WT: 10.4kg HPL
 WT: 15lb WT: 7kg L
 WT: 20lb WT: 9kg ASH/WAL

SU LTSQ24ALU WOOD NATURAL WOOD LEGS, ALUMINUM TOP
 SU LTSQ24HPL WOOD NATURAL WOOD LEGS, HPL TOP
 SU LTSQ24L WOOD NATURAL WOOD LEGS, PLYWOOD LAMINATE TOP
 SU LTSQ24ASH WOOD NATURAL WOOD LEGS, SOLID ASH TOP
 SU LTSQ24WAL WOOD NATURAL WOOD LEGS, SOLID WALNUT TOP

SU by NENDO



SU CAFE TABLE ROUND TOP 24"

DIA: 24" H: 28.2"
 DIA: 60cm H: 71.7cm
 WT: 28lb WT: 12.7kg ALU
 WT: 26lb WT: 12kg HPL
 WT: 21lb WT: 9.3kg L
 WT: 24lb WT: 10.8kg ASH/WAL

SU TRD24ALU CLEAR ANODIZED ALUMINUM LEGS, ALUMINUM TOP
 SU TRD24HPL CLEAR ANODIZED ALUMINUM LEGS, HPL TOP
 SU TRD24HPL PC BLACK ANODIZED ALUMINUM LEGS, HPL TOP
 SU TRD24L CLEAR ANODIZED ALUMINUM LEGS, PLYWOOD LAMINATE TOP
 SU TRD24L PC BLACK ANODIZED ALUMINUM LEGS, PLYWOOD LAMINATE TOP
 SU TRD24ASH CLEAR ANODIZED ALUMINUM LEGS, SOLID ASH TOP
 SU TRD24ASH PC BLACK ANODIZED ALUMINUM LEGS, SOLID ASH TOP
 SU TRD24WAL CLEAR ANODIZED ALUMINUM LEGS, SOLID WALNUT TOP
 SU TRD24WAL PC BLACK ANODIZED ALUMINUM LEGS, SOLID WALNUT TOP

DIA: 24" H: 28.2"
 DIA: 60cm H: 71.7cm
 WT: 26lb WT: 11.8kg ALU
 WT: 24lb WT: 11.1kg HPL
 WT: 19lb WT: 8.4kg L
 WT: 22lb WT: 9.9kg ASH/WAL

SU TRD24ALU WOOD NATURAL WOOD LEGS, ALUMINUM TOP
 SU TRD24HPL WOOD NATURAL WOOD LEGS, HPL TOP
 SU TRD24L WOOD NATURAL WOOD LEGS, PLYWOOD LAMINATE TOP
 SU TRD24ASH WOOD NATURAL WOOD LEGS, SOLID ASH TOP
 SU TRD24WAL WOOD NATURAL WOOD LEGS, SOLID WALNUT TOP

SU CAFE TABLE SQUARE TOP 24"

L: 24" W: 24" H: 28.2"
 L: 60cm W: 60cm H: 71.7cm
 WT: 32lb WT: 14.5kg ALU
 WT: 30lb WT: 13.6kg HPL
 WT: 22lb WT: 10.2kg L
 WT: 27lb WT: 12.2kg ASH/WAL

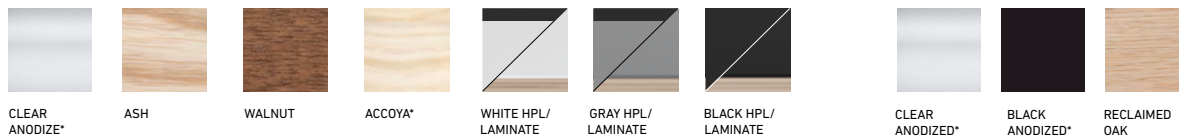
SU TSQ24ALU CLEAR ANODIZED ALUMINUM LEGS, ALUMINUM TOP
 SU TSQ24HPL CLEAR ANODIZED ALUMINUM LEGS, HPL TOP
 SU TSQ24HPL PC BLACK ANODIZED ALUMINUM LEGS, HPL TOP
 SU TSQ24L CLEAR ANODIZED ALUMINUM LEGS, PLYWOOD LAMINATE TOP
 SU TSQ24L PC BLACK ANODIZED ALUMINUM LEGS, PLYWOOD LAMINATE TOP
 SU TSQ24ASH CLEAR ANODIZED ALUMINUM LEGS, SOLID ASH TOP
 SU TSQ24ASH PC BLACK ANODIZED ALUMINUM LEGS, SOLID ASH TOP
 SU TSQ24WAL CLEAR ANODIZED ALUMINUM LEGS, SOLID WALNUT TOP
 SU TSQ24WAL PC BLACK ANODIZED ALUMINUM LEGS, SOLID WALNUT TOP

L: 24" W: 24" H: 28.2"
 L: 60cm W: 60cm H: 71.7cm
 WT: 30lb WT: 13.6kg ALU
 WT: 28lb WT: 12.7kg HPL
 WT: 20lb WT: 9.3kg L
 WT: 25lb WT: 11.2kg ASH/WAL

SU TSQ24ALU WOOD NATURAL WOOD LEGS, ALUMINUM TOP
 SU TSQ24HPL WOOD NATURAL WOOD LEGS, HPL TOP
 SU TSQ24L WOOD NATURAL WOOD LEGS, PLYWOOD LAMINATE TOP
 SU TSQ24ASH WOOD NATURAL WOOD LEGS, SOLID ASH TOP
 SU TSQ24WAL WOOD NATURAL WOOD LEGS, SOLID WALNUT TOP

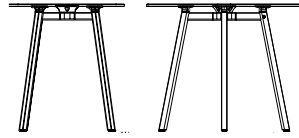
TOPS IN RECYCLED ALUMINUM, SOLID WOOD, HPL WITH BLACK CORE OR LAMINATE WITH PLYWOOD EDGE

FRAMES IN RECYCLED ALUMINUM OR RECLAIMED OAK



*SUITABLE FOR OUTDOOR USE

SU by NENDO



SU CAFE TABLE ROUND TOP 30"

DIA: 30" H: 28.2"
 DIA: 76cm H: 71.7cm
 WT: 34lb WT: 15.3kg ALU
 WT: 33lb WT: 14.9kg HPL
 WT: 25lb WT: 11.3kg L
 WT: 30lb WT: 13.6kg ASH/WAL

SU TRD30ALU
 SU TRD30HPL
 SU TRD30HPL PC
 SU TRD30L
 SU TRD30L PC
 SU TRD30ASH
 SU TRD30ASH PC
 SU TRD30WAL
 SU TRD30WAL PC

CLEAR ANODIZED ALUMINUM LEGS, ALUMINUM TOP
 CLEAR ANODIZED ALUMINUM LEGS, HPL TOP
 BLACK ANODIZED ALUMINUM LEGS, HPL TOP
 CLEAR ANODIZED ALUMINUM LEGS, PLYWOOD LAMINATE TOP
 BLACK ANODIZED ALUMINUM LEGS, PLYWOOD LAMINATE TOP
 CLEAR ANODIZED ALUMINUM LEGS, SOLID ASH TOP
 BLACK ANODIZED ALUMINUM LEGS, SOLID ASH TOP
 CLEAR ANODIZED ALUMINUM LEGS, SOLID WALNUT TOP
 BLACK ANODIZED ALUMINUM LEGS, SOLID WALNUT TOP

DIA: 30" H: 28.2"
 DIA: 76cm H: 71.7cm
 WT: 32lb WT: 14.3kg ALU
 WT: 31lb WT: 14kg HPL
 WT: 23lb WT: 10.4kg L
 WT: 28lb WT: 12.7kg ASH/WAL

SU TRD30ALU WOOD
 SU TRD30HPL WOOD
 SU TRD30L WOOD
 SU TRD30ASH WOOD
 SU TRD30WAL WOOD

NATURAL WOOD LEGS, ALUMINUM TOP
 NATURAL WOOD LEGS, HPL TOP
 NATURAL WOOD LEGS, PLYWOOD LAMINATE TOP
 NATURAL WOOD LEGS, SOLID ASH TOP
 NATURAL WOOD LEGS, SOLID WALNUT TOP

SU CAFE TABLE SQUARE TOP 30"

L: 30" W: 30" H: 28.2"
 L: 76cm W: 76cm H: 71.7cm
 WT: 39lb WT: 17.7kg ALU
 WT: 38lb WT: 17.2kg HPL
 WT: 28lb WT: 12.7kg L
 WT: 35lb WT: 15.7kg ASH/WAL

SU TSQ30ALU
 SU TSQ30HPL
 SU TSQ30HPL PC
 SU TSQ30L
 SU TSQ30L PC
 SU TSQ30ASH
 SU TSQ30ASH PC
 SU TSQ30WAL
 SU TSQ30WAL PC

CLEAR ANODIZED ALUMINUM LEGS, ALUMINUM TOP
 CLEAR ANODIZED ALUMINUM LEGS, HPL TOP
 BLACK ANODIZED ALUMINUM LEGS, HPL TOP
 CLEAR ANODIZED ALUMINUM LEGS, PLYWOOD LAMINATE TOP
 BLACK ANODIZED ALUMINUM LEGS, PLYWOOD LAMINATE TOP
 CLEAR ANODIZED ALUMINUM LEGS, SOLID ASH TOP
 BLACK ANODIZED ALUMINUM LEGS, SOLID ASH TOP
 CLEAR ANODIZED ALUMINUM LEGS, SOLID WALNUT TOP
 BLACK ANODIZED ALUMINUM LEGS, SOLID WALNUT TOP

L: 30" W: 30" H: 28.2"
 L: 76cm W: 76cm H: 71.7cm
 WT: 37lb WT: 16.8kg ALU
 WT: 36lb WT: 16.3kg HPL
 WT: 26lb WT: 11.8kg L
 WT: 33lb WT: 14.8kg ASH/WAL

SU TSQ30ALU WOOD
 SU TSQ30HPL WOOD
 SU TSQ30L WOOD
 SU TSQ30ASH WOOD
 SU TSQ30WAL WOOD

NATURAL WOOD LEGS, ALUMINUM TOP
 NATURAL WOOD LEGS, HPL TOP
 NATURAL WOOD LEGS, PLYWOOD LAMINATE TOP
 NATURAL WOOD LEGS, SOLID ASH TOP
 NATURAL WOOD LEGS, SOLID WALNUT TOP

SU by NENDO



SU CAFE TABLE ROUND TOP 36"

DIA: 36" H: 28.2"
 DIA: 91cm H: 71.7cm
 W: 41lb WT: 18.5kg ALU
 WT: 43lb WT: 19.6kg HPL
 WT: 30lb WT: 13.8kg L
 WT: 40lb WT: 18.1kg ASH/WAL

SU TRD36A
 SU TRD36HPL
 SU TRD36HPL PC
 SU TRD36L
 SU TRD36L PC
 SU TRD36ASH
 SU TRD36ASH PC
 SU TRD36WAL
 SU TRD36WAL PC

CLEAR ANODIZED ALUMINUM LEGS, ALUMINUM TOP
 CLEAR ANODIZED ALUMINUM LEGS, HPL TOP
 BLACK ANODIZED ALUMINUM LEGS, HPL TOP
 CLEAR ANODIZED ALUMINUM LEGS, PLYWOOD LAMINATE TOP
 BLACK ANODIZED ALUMINUM LEGS, PLYWOOD LAMINATE TOP
 CLEAR ANODIZED ALUMINUM LEGS, SOLID ASH TOP
 BLACK ANODIZED ALUMINUM LEGS, SOLID ASH TOP
 CLEAR ANODIZED ALUMINUM LEGS, SOLID WALNUT TOP
 BLACK ANODIZED ALUMINUM LEGS, SOLID WALNUT TOP

DIA: 36" H: 28.2"
 DIA: 91cm H: 71.7cm
 WT: 39lb WT: 17.6kg ALU
 WT: 41lb WT: 18.5kg HPL
 WT: 28lb WT: 12.7kg L
 WT: 38lb WT: 17.2kg ASH/WAL

SU TRD36A WOOD
 SU TRD36HPL WOOD
 SU TRD36L WOOD
 SU TRD36ASH WOOD
 SU TRD36WAL WOOD

NATURAL WOOD LEGS, ALUMINUM TOP
 NATURAL WOOD LEGS, HPL TOP
 NATURAL WOOD LEGS, PLYWOOD LAMINATE TOP
 NATURAL WOOD LEGS, SOLID ASH TOP
 NATURAL WOOD LEGS, SOLID WALNUT TOP

SU CAFE TABLE SQUARE TOP 36"

L: 36" W: 36" H: 28.2"
 L: 91cm W: 91cm H: 71.7cm
 WT: 48lb WT: 21.8kg ALU
 WT: 51lb WT: 23.1kg HPL
 WT: 35lb WT: 15.9kg L
 WT: 44lb WT: 20kg ASH/WAL

SU TSQ36A
 SU TSQ36HPL
 SU TSQ36HPL PC
 SU TSQ36L
 SU TSQ36L PC
 SU TSQ36ASH
 SU TSQ36ASH PC
 SU TSQ36WAL
 SU TSQ36WAL PC

CLEAR ANODIZED ALUMINUM LEGS, ALUMINUM TOP
 CLEAR ANODIZED ALUMINUM LEGS, HPL TOP
 BLACK ANODIZED ALUMINUM LEGS, HPL TOP
 CLEAR ANODIZED ALUMINUM LEGS, PLYWOOD LAMINATE TOP
 BLACK ANODIZED ALUMINUM LEGS, PLYWOOD LAMINATE TOP
 CLEAR ANODIZED ALUMINUM LEGS, SOLID ASH TOP
 BLACK ANODIZED ALUMINUM LEGS, SOLID ASH TOP
 CLEAR ANODIZED ALUMINUM LEGS, SOLID WALNUT TOP
 BLACK ANODIZED ALUMINUM LEGS, SOLID WALNUT TOP

L: 36" W: 36" H: 28.2"
 L: 91cm W: 91cm H: 71.7cm
 WT: 46lb WT: 20.9kg ALU
 WT: 49lb WT: 22.2kg HPL
 WT: 33lb WT: 15kg L
 WT: 42lb WT: 19kg ASH/WAL

SU TSQ36A WOOD
 SU TSQ36HPL WOOD
 SU TSQ36L WOOD
 SU TSQ36ASH WOOD
 SU TSQ36WAL WOOD

NATURAL WOOD LEGS, ALUMINUM TOP
 NATURAL WOOD LEGS, HPL TOP
 NATURAL WOOD LEGS, PLYWOOD LAMINATE TOP
 NATURAL WOOD LEGS, SOLID ASH TOP
 NATURAL WOOD LEGS, SOLID WALNUT TOP

All SU tables with aluminum or accoya wood tops and clear or black anodized bases are suitable for outdoor.
 2 Year warranty.
 Made in the U.S.A.



www.emeco.net

805 WEST ELM AVENUE, HANOVER PENNSYLVANIA 17331 USA, E: INFO@EMECO.NET