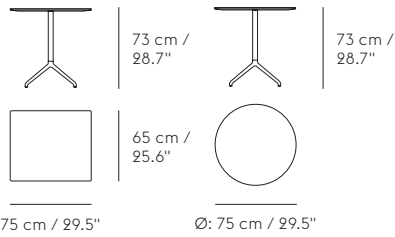


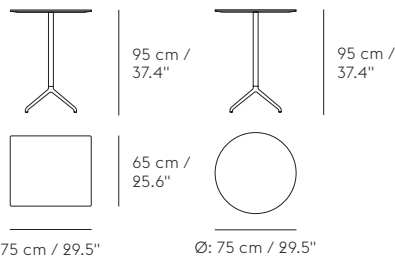
# STILL CAFÉ TABLE

**ISKOS-BERLIN ON THE DESIGN** "Our idea for the Still Café Table was to create a design with an apparent function that would fit intuitively into any space without making much visual noise. With its elegant four-legged base across various heights, the design is stripped to its essentials, complemented by the angled edges of its table top."



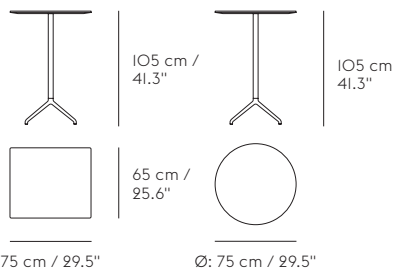
75 cm / 29.5"

Ø: 75 cm / 29.5"



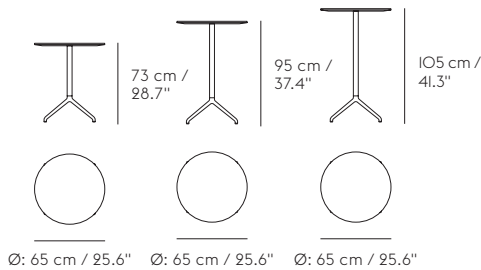
75 cm / 29.5"

Ø: 75 cm / 29.5"



75 cm / 29.5"

Ø: 75 cm / 29.5"



Ø: 65 cm / 25.6"    Ø: 65 cm / 25.6"    Ø: 65 cm / 25.6"



Black    White

## DESIGNED BY / YEAR OF DESIGN

Iskos-Berlin / 2019

## ABOUT THE DESIGNER

Iskos-Berlin is a Copenhagen-based design duo that has made international headlines within furniture, industrial and graphic design. The studio, formerly known as Komplot Design, has collaborated with some of the most prestigious manufacturers with their designs exhibited at numerous design museums around the world including MoMA and the Design museum Denmark.

## CATEGORY

Table

## ENVIRONMENT

Indoor

## COUNTRY OF PRODUCTION

Denmark

## PREASSEMBLED

No

## DESCRIPTION

A series of café tables with a clean expression and apparent function on a four-legged base, complemented by the angled edges of its table top.

## MATERIAL

Tabletop in MDF with the option of nanolaminate or linoleum finish. Edges are painted. Frame in powder coated aluminum. Mounting plate and tube in powder coated steel. Comes with 4 adjustable feet in plastic.

## CLEANING AND CARE

**Powder coated surfaces:** Clean with a moist cloth.

If necessary use a little dish soap on the cloth.

**Nano-Laminate:** Clean the table with a damp cloth. If necessary only use a mild detergent or

washing up liquid and not concentrated. Always wipe with a dry cloth afterwards. To minimize the risk of stains and marks, liquid, grease etc. should be removed straight away. Treat the surface with a melamin sponge, available in hardware stores, to reduce minor scratches.

**Linoleum:** Clean the table with a damp cloth. If necessary use a mild detergent or washing up liquid and not concentrated. Always wipe with a dry cloth afterwards. To minimize the risk of stains and marks, liquids, grease etc. should be removed straight away. For linoleum versions it is recommended to use a linoleum polish on the surface when needed.

## MADE-TO-ORDER

Option of linoleum surface in black as made-to-order in all sizes.

## TEST & CERTIFICATIONS

EN 15372:2016 - L3: Extreme use

Furniture – Strength, durability and safety – Requirements for non-domestic tables

ANSI/BIFMA X5.5-2014. American National Standard for Office Furnishings-Desk Products.