

NEU FAMILY

DESIGN BY HAY



HAY

- NEU FAMILY -

NEU FAMILY

The combination of Neu's ergonomically moulded shell with cast swivel base or solid wooden legs results in a perfectly defined profile. The durable, finely-grained plastic adds textural interest, while the rim detail gives the design structure and character. In the upholstered version a delicate stitching line runs across the seat and the piping detail accentuates the chair's raised rim. Its functional and comfortable construction and flexible design options makes it the perfect choice for offices or dining rooms.



- NEU 10 -

NEU 10

Neu's ergonomically moulded shell combined with its cast swivel base results in a perfectly defined profile. The durable, finely-grained plastic adds textural interest, while the rim detail gives the design structure and character. In the upholstered version, a delicate stitching line runs across the seat and the piping detail accentuates the chair's raised rim. Its functional and comfortable construction and flexible design options makes it the perfect choice for offices or dining rooms.



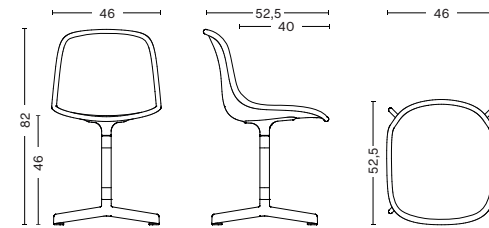
Neu 10, Steelcut Trio 246, Polished alu swivel base



Neu 10 Chair, Steelcut Trio 806, Polished alu swivel base

- NEU 10 -

DIMENSIONS



W46 x D52,5 x H82 cm
Seat height 46 cm, Seat depth 40 cm

MATERIALS

SHELL / Injection moulded solid-coloured polypropylene shell.

The shell thickness narrows from 15 mm to 7 mm, and features a 20 mm rim all the way round.

BASE / 4 star swivel base in cast aluminium.

With standard gliders / optional felt gliders.

FABRICS

[Click here to see selection of standard fabrics and leathers in the Product Fact Sheet](#)

- NEU 10 -

BASE



SOFT BLACK
POWDER COATED
ALUMINIUM



POLISHED
ALUMINIUM

SHELL



BORDEAUX



CREAM WHITE



GREEN



MUD GREY



ORANGE



SOFT BLACK





Neu 10, Forest Nap 0992, Black base

- NEU 10 -

COMBINATIONS

		Base	
		SOFT BLACK	POLISHED ALUMINIUM
Shell	BORDEAUX		•
	CREAM WHITE		•
	GREEN		•
	MUD GREY		•
	ORANGE		•
	SOFT BLACK	•	•
	UPHOLSTERED		•

- NEU 12 -

NEU 12

Neu 12's ergonomically moulded shell is reinforced with an aluminium construction under the seat to provide extra strength and durability. The finely-grained plastic adds textural interest, while the rim detail gives the design structure and solid wooden legs complete the perfectly defined profile. In the upholstered version a delicate stitching line runs across the seat, while a piping detail accentuates the chair's raised rim. Its robust, comfortable structure and flexible design options make it the ideal choice for both private and public environments.



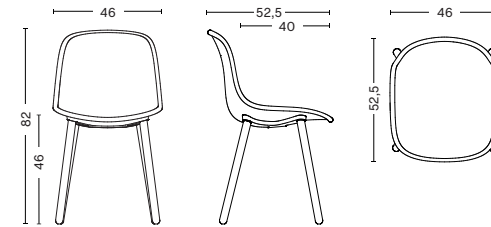
Neu 12, Remix 173, Matt lacquered oak base



Neu 12, Canvas 356, Matt lacquer oak base

- NEU 12 -

DIMENSIONS



W46 x D52,5 x H82 cm
Seat height 46 cm, Seat depth 40 cm

MATERIALS

SHELL / Injection moulded solid-coloured polypropylene
BASE / Die cast aluminium frame in soft black with solid wood legs
With standard gliders / optional felt gliders.

FABRICS

[Click here to see selection of standard fabrics and leathers
in the Product Fact Sheet](#)

- NEU 12 -

BASE



OILED
SOLID OAK



MATT
LACQUERED
SOLID OAK



SOFT BLACK
STAINED SOLID
OAK

SHELL



BORDEAUX



CREAM WHITE



GREEN



MUD GREY



ORANGE



SOFT BLACK



Neu 12, Cream white shell, Matt lacquered oak base



Neu 12, Soft black

- NEU 12 -

COMBINATIONS

Shell \ Base	OILED SOLID OAK	MATT LACQUERED OAK	SOFT BLACK STAINED SOLID OAK
	BORDEAUX	•	•
CREAM WHITE	•	•	•
GREEN	•	•	•
MUD GREY	•	•	•
ORANGE	•	•	•
SOFT BLACK	•	•	•
UPHOLSTERED	•	•	•

- NEU 12 BAR STOOL -

NEU 12 BAR STOOL

Whilst retaining the same distinctive profile as the rest of the collection, the Neu 12 bar stool has long slender legs in solid wood that enhance and elongate its uncluttered silhouette. It features an ergonomically moulded shell with a high, supportive back, and is reinforced with an aluminium construction under the seat to provide extra strength and durability.

The finely-grained plastic adds textural interest, while the rim detail gives the design structure. In the upholstered version, a delicate stitching line runs across the seat, while a piping detail accentuates the chair's raised rim. Its comfort and versatility make it the ideal choice for using as a bar stool or counter stool in both private and public environments.

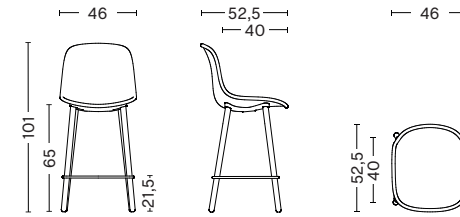


Neu 12 Bar stool, Cream white shell, Matt lacquer oak base



- NEU 12 BAR STOOL -

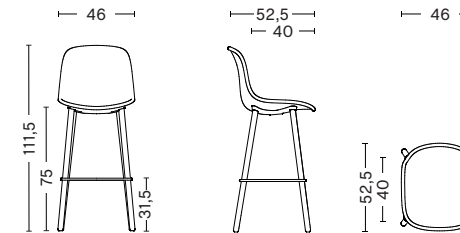
DIMENSIONS



NEU 12 BAR STOOL LOW

W46 x D52,5 x H101 cm

Seat height 65 cm, Seat depth 40 cm, Footrest height 21,5 cm



NEU 12 BAR STOOL HIGH

W46 x D52,5 x H111,5 cm

Seat height 75 cm, Seat depth 40 cm, Footrest height 31,5 cm

- NEU 12 BAR STOOL -

MATERIALS

SHELL / Injection moulded solid-coloured polypropylene

BASE / Die cast aluminium frame in soft black with solid wood legs

FOOTREST / Stainless or black powder coated steel

With standard gliders / felt gliders optional

TEST / EN 16139 L2

SHELL



SOFT BLACK



CREAM WHITE



MUD GREY



GREEN



ORANGE



BORDEAUX

BASE



SOFT BLACK
STAINED SOLID OAK



MATT LACQUERED
SOLID OAK



OILED
SOLID OAK



MATERIALS

SHELL / Injection moulded solid-coloured polypropylene with full upholstery

BASE / Die cast aluminium frame in soft black with solid wood legs

FOOTREST / Stainless or black powder coated steel

With standard gliders / felt gliders optional

TEST / EN 16139 L2

BASE



SOFT BLACK
STAINED SOLID OAK



MATT LACQUERED
SOLID OAK



OILED
SOLID OAK

FABRICS

[Click here to see selection of standard fabrics and leathers in the Product Fact Sheet](#)



NEU 13

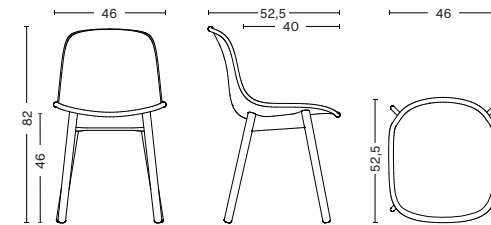
Neu's ergonomically moulded shell combined with its round solid wooden legs results in a perfectly defined profile. The durable, finely-grained plastic adds textural interest, while the rim detail gives the design structure and character. In the upholstered version, a delicate stitching line runs across the seat, while a piping detail accentuates the chair's raised rim. Its robust and comfortable construction and flexible design options makes it the perfect choice for offices or dining rooms.





- NEU 13 -

DIMENSIONS



W46 x D52,5 x H82 cm
Seat height 46 cm, Seat depth 40 cm

MATERIALS

SHELL / Injection moulded solid-coloured polypropylene shell.
The shell thickness narrows from 15 mm to 7 mm,
and features a 20 mm rim all the way round.

BASE / Solid wood legs.

With standard gliders / optional felt gliders.

FABRICS

[Click here to see selection of standard fabrics and leathers
in the Product Fact Sheet](#)

BASE



MATT LACQUERED
SOLID ASH



OILED
SOLID OAK



MATT LACQUERED
SOLID OAK



SOFT BLACK
STAINED SOLID
OAK

SHELL



BORDEAUX



CREAM WHITE



GREEN



MUD GREY



ORANGE



SOFT BLACK



Neu 12, Steelcut 545, Matt lacquered oak base



Neu 13, Canvas 134, Soft black stained solid oak

COMBINATIONS

Shell \ Base	OILED SOLID OAK	MATT LACQUERED OAK	SOFT BLACK STAINED SOLID OAK	MATT LACQUERED SOLID ASH
	BORDEAUX	•	•	•
CREAM WHITE	•	•	•	•
GREEN	•	•	•	•
MUD GREY	•	•	•	•
ORANGE	•	•	•	•
SOFT BLACK	•	•	•	•
UPHOLSTERED	•	•	•	•

- NEU FAMILY -

Please use below link to download packshots, lifestyle photos and other sales material of Neu Family

Image Bank

Please use below link for order placement and further information

[HAYb2b.com](https://www.hay.com)

HAY

www.hay.com



Neu 10, Olavi by HAY 01, Polished alu base