

BONBON SHADE

PRODUCT FACT SHEET



BONBON SHADE

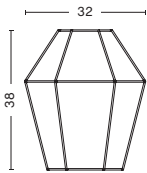
DESIGN BY ANA KRAŠ, 2019

Inspired by her drawings, Ana Kraš' Bonbon Lamp Shades are hand-woven using an original technique to create textured, one-of-a-kind pieces that can stand on their own as powerful decorative objects even when the bulb is not switched on. In Ana's lampshade collaboration with HAY, every shade is hand woven with nylon-wool yarn around a powder-coated steel frame, resulting in individual lampshades that vary slightly in their appearance and surface aesthetic.

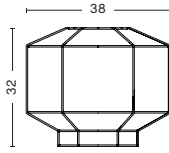
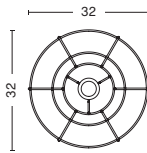
HIGHLIGHTS

- A family of hand-woven lamp shades that transcends art and design boundaries.
- High quality fabric, 80% wool, 20% nylon yarn mix.
- The cord sets for the lamps are sold separately and are available in two designs – a table/floor variant with an in-line on/off rocker switch, and a pendant variant for ceiling lamps.
- Both cord sets come without a bulb.
- Available in different sizes and colours.
- Suitable for both private and office environments.
- For indoor use only.

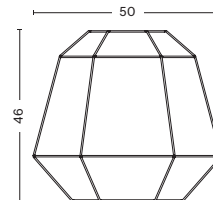
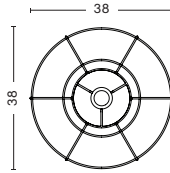
DIMENSIONS



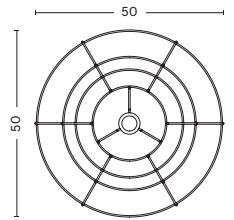
BONBON SHADE 320
WIDTH 32 CM | 12.6"
DEPTH 32 CM | 12.6"
HEIGHT 38 CM | 15"



BONBON SHADE 380
WIDTH 38 CM | 15"
DEPTH 38 CM | 15"
HEIGHT 32 CM | 12.6"



BONBON SHADE 500
WIDTH 50 CM | 19.69"
DEPTH 50 CM | 19.69"
HEIGHT 46 CM | 18.11"



MATERIALS

SHADE FRAME
Powder coated steel.

SHADE EXTERIOR
Yarn in 80% wool and 20% nylon mix.

CONSTRUCTION

















The shade is hand-woven in an original weaving technique around a spot welded, powder coated steel frame. The entire production is based in Europe.

COUNTRY OF ORIGIN

Ukraine

COLOUR & FINISH

Please note that the colour codes are indicative.

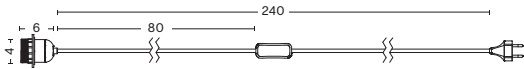
	FRAME	CREAM WHITE POWDER COATED STEEL	CORAL POWDER COATED STEEL	PEBBLE GREY POWDER COATED STEEL	DARK BLUE POWDER COATED STEEL
SHADE		 RAL 9010	 RAL 2002	 RAL 7032	 RAL 5003
GREY MELANGE 320					
YELLOW MELANGE 320					
ICE CREAM 380					
CITY 380					
EARTH TONES 500					
BLUE TONES 500					



CORD SET TABLE

A versatile Cord Set designed for use with table lamps. It comprises a E27 fitting, fabric cord, inline on/off rocker switch and plug. The design is compatible with all HAY lamps that are based around a standard removable E27 light fitting.

DIMENSIONS



DIAMETER 4 CM | 1.57"
CORD LENGTH 240 CM | 94.49"
HEIGHT 6 CM | 2.36"

MATERIALS

FITTING
Injection moulded ABS.

CORD
Braided fabric with silicone insulation.

SWITCH
Injection moulded ABS.

COLOUR & FINISH

Please note that the colour codes are indicative.



SOFT BLACK
RAL 9004

BONBON SHADE 320 & 380

TECHNICAL SPECIFICATIONS

RECOMMENDED LIGHT SOURCE*	RECOMMENDED POWER (WATTS)	DIMMABLE	POWER SUPPLY	CORD LENGTH	SWITCH
LED E27 (A19)	10-13W (max. 15W)	No	220-240V AC at 50/60Hz	240 cm	Inline switch located 80 cm from the fitting

*Bulb not included.

TEST SPECIFICATIONS

FLUX (LUMENS)	CCT (KELVIN) & CRI (1-100)
1000-1500lm	The levels will vary depending on the type of bulb used in the lamp.

BONBON SHADE 500

TECHNICAL SPECIFICATIONS

RECOMMENDED LIGHT SOURCE*	RECOMMENDED POWER (WATTS)	DIMMABLE	POWER SUPPLY	CORD LENGTH	SWITCH
LED E27 (A21 or G30)	10-13W (max. 15W)	No	220-240V AC at 50/60Hz	240 cm	Inline switch located 80 cm from the fitting

*Bulb not included.

TEST SPECIFICATIONS

FLUX (LUMENS)	CCT (KELVIN) & CRI (1-100)
1000-1500lm	The levels will vary depending on the type of bulb used in the lamp.

CERTIFICATES

CE APPROVED

This product has been assessed and complies with the essential requirements of the relevant European directives.



Tested according to the following european EN IEC standards which relate specifically to electrical lighting products including

- EN 55015:2013 (radio disturbance)
- EN 61547:2009 (EMC immunity)
- EN 61000-3-2:2014 (EMC compatibility)
- EN 61000-3-3:2013 (EMC compatibility)
- EN 60598-2-4:1997 (portable luminaires)
- EN 60598-1:2015 (general requirements)
- EN 62493:2010 (human exposure to EMC)

COUNTRY OF ORIGIN

China

DOWNLOADS

Packshots and lifestyle photos, 2D 3D files, care and maintenance, instructions, test certificates, product fact sheets, and product presentations are available in our Image Bank at hay.com.

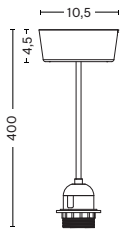
[LINK TO IMAGE BANK](#)



CORD SET PENDANT

A versatile ceiling mounted Cord Set that allows for multiple cable configurations. The ceiling mount is round, made from ABS plastic and contains a magnet for easy fitting. The fabric cable can be adjusted in length to suit the environment. The design is compatible with all HAY lamps that are based around a standard removable E27 light fitting.

DIMENSIONS



DIAMETER 10,5 CM | 4.513
CORD LENGTH 400 CM | 157.48"
HEIGHT 4,5 CM | 1.77"

MATERIALS

FITTING
Injection moulded ABS.

CORD
Braided fabric with silicone insulation.

CEILING MOUNT
Textured ABS.

COLOUR & FINISH

Please note that the colour codes are indicative.



SOFT BLACK
RAL 9004

BONBON SHADE 320 & 380

TECHNICAL SPECIFICATIONS

RECOMMENDED LIGHT SOURCE*	RECOMMENDED POWER (WATTS)	DIMMABLE	POWER SUPPLY	CORD LENGTH	SWITCH
LED E27 (A19)	10-13W (max. 15W)	Yes**	220-240V AC at 50/60Hz	400 cm	No

*Bulb not included.

**If used in conjunction with a wall mounted dimmer and suitable LED bulb.

TEST SPECIFICATIONS

FLUX (LUMENS)	CCT (KELVIN) & CRI (1-100)
1000-1500lm	The levels will vary depending on the type of bulb used in the lamp.

BONBON SHADE 500

TECHNICAL SPECIFICATIONS

RECOMMENDED LIGHT SOURCE*	RECOMMENDED POWER (WATTS)	DIMMABLE	POWER SUPPLY	CORD LENGTH	SWITCH
LED E27 (A21 or G30)	10-13W (max. 15W)	Yes**	220-240V AC at 50/60Hz	400 cm	No

*Bulb not included.

**If used in conjunction with a wall mounted dimmer and suitable LED bulb.

TEST SPECIFICATIONS

FLUX (LUMENS)	CCT (KELVIN) & CRI (1-100)
1000-1500lm	The levels will vary depending on the type of bulb used in the lamp.

CERTIFICATES

CE APPROVED

This product has been assessed and complies with the essential requirements of the relevant European directives.

LED   IP20  

Tested according to the following European EN IEC standards which relate specifically to electrical lighting products including

- EN 55015:2013 (radio disturbance)
- EN 61547:2009 (EMC immunity)
- EN 61000-3-2:2014 (EMC compatibility)
- EN 61000-3-3:2013 (EMC compatibility)
- EN 60598-2-4:1997 (portable luminaires)
- EN 60598-1:2015 (general requirements)
- EN 62493:2010 (human exposure to EMC)

COUNTRY OF ORIGIN

China

DOWNLOADS

Packshots and lifestyle photos, 2D 3D files, care and maintenance, instructions, test certificates, product fact sheets, and product presentations are available in our Image Bank at hay.com.

[LINK TO IMAGE BANK](#)