

APOLLO WALL SCONCE

PRODUCT FACT SHEET



APOLLO WALL SCONCE

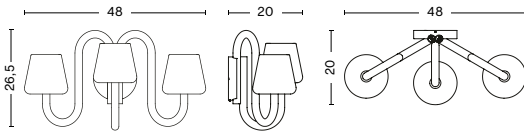
DESIGN BY STUDIO 0405, 2023

Designed by STUDIO 0405, the Apollo Wall Sconce is a contemporary take on a classic lamp archetype, sharing basic structural characteristics of the traditional sconce updated in a sculptural and functional design. Comprising three mouth-blown opal glass shades atop curved tubular arms, creating a contrasting expression between the handcrafted, organically shaped shades and the industrial anodised aluminium tubing. Once mounted on the wall, the Apollo Wall Sconce can be used for highlighting a specific area or adding atmosphere to a variety of private and public places.

HIGHLIGHTS

- Part of a progressive and technologically advanced lighting collection.
- A new member of the Apollo family, Apollo Wall Sconce is a sculptural and functional interpretation of the classic wall sconce.
- Contemporary take on nostalgic and familiar design.
- Comprises three mouth-blown opal glass shades on curved tubular arms.
- Retrofit G9 LED bulb light source.
- The Apollo Wall Sconce is ideal for highlighting areas and creating atmosphere in a variety of private and public places.
- CE approved.
- Qualified for contract use.
- Suitable for both indoor and outdoor environments.

DIMENSIONS



WIDTH 48 CM

DEPTH 20 CM

HEIGHT 26,5 CM

MATERIALS

SHADE

Mouth blown glass shades.

ARM

Anodised, bent aluminium tube.

WALL BRACKET

Wet sand sprayed, cast aluminium.

RUBBER CAP

Moulded silicone.

COLOUR & FINISH

Please note that the colour codes are indicative.



WHITE OPAL
GLASS

TECHNICAL SPECIFICATIONS

RECOMMENDED LIGHT SOURCE*	DIMMABLE	POWER SUPPLY	IP	CORD LENGTH	SWITCH
LED G9 (3 pcs.), 3-5W (max. 5W), 300-600lm, 2700-3000K warm white	Yes**	220-240V AC at 50/60Hz	20	Integrated in the wall.	No

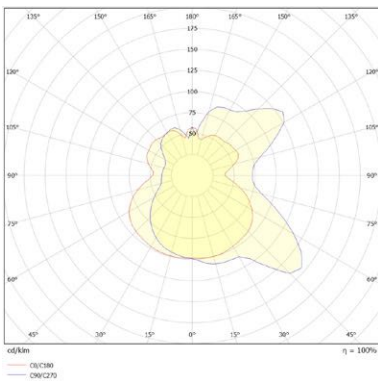
*Bulbs not included.

**If used in conjunction with a wall-mounted dimmer and suitable LED bulb.

TEST SPECIFICATIONS

FLUX (LUMENS)	CCT (KELVIN) & CRI (1-100)
756lm	The levels will vary depending on the type of bulbs used in the lamp.




PHOTOMETRICS



CERTIFICATES

CE APPROVED

This product has been assessed and complies with the essential requirements of the relevant European directives.

LED   IP20  

Tested according to the following European EN IEC standards which relate specifically to electrical lighting products including:

- EN 55015:2013 (radio disturbance)
- EN 61547:2009 (EMC immunity)
- EN 61000-3-2:2014 (EMC compatibility)
- EN 61000-3-3:2013 (EMC compatibility)
- EN 60598-2-4:1997 (portable luminaires)
- EN 60598-1:2015 (general requirements)
- EN 62493:2010 (human exposure to EMC)

COUNTRY OF ORIGIN

China

DOWNLOADS

Packshots and lifestyle photos, 2D / 3D files, care and maintenance, instructions, test certificates, product fact sheets, and product presentations are available in our Digital Library at hay.com.

[LINK TO DIGITAL LIBRARY](#)