



HDMI 2x2 Video Wall Processor Support 4K@60Hz (4:4:4)

USER MANUAL

Follow us on Youtube
and Facebook



www.orei.com

Table of Contents

Introduction	04
Features	05
Package Contents	05
Specifications	06
Troubleshooting	07
Operation Controls and Functions	08
Mode Description	10
Connection Diagram	11

Thank you for purchasing this product

For optimum performance and safety, please read these instructions carefully before connecting, operating or adjusting this product. Please keep this manual for future reference.

Surge protection device recommended

This product contains sensitive electrical components that may be damaged by electrical spikes, surges, electric shock, lightning strikes, etc. Use of surge protection systems is highly recommended in order to protect and extend the life of your equipment.

Registration page

Please Activate your warranty by registering our product through the link below - www.orei.com/register

Technical Support

Need Help?

Our experienced Technical Support Team is here for you to answer your questions, give technical advice or help troubleshoot your project to get you installed on time and on budget. Call, email or chat with us now.

OREI Live Technical Support Hours

US team (US/Canada/Mexico): Monday-Friday, 9 a.m. - 6 p.m. Central Time

Support Email - info@orei.com | **Support Number** - 877-290-5530

Or

Chat Live on www.orei.com

Send us an instant message now. Our Technical Support Team will respond momentarily. Available during live support hours.

**Scan the QR code to watch a Video
of How to Use the product.**



Introduction

The HDMI™ 2x2 Video Wall Processor lets you share a single HDMI source image to 4 TV panel displays in a 2 by 2 Video Wall configuration for large-screen presentation. It provides high-quality image scaling, easy operation controls and adjustable bezel compensation, which are all essential for the video wall system to perform smoothly as envisioned. This video wall system is a cost-effective screen controller solution for multiple LCD screens stacked up together and creating one supers-size screen for display. Your image screen is limitless as your imagination goes. See your multimedia content displayed bold, bright, and big for advertising, entertainment and information display. Customers can combine 2,3 or 4 flat panel LCD TVs into one larger display for a 2x2, 1x2, 1x3 or 1x4 screen through the help of this HDMI video wall controller processor.



Features

1. Support one HDMI input resolution up to 4K@60Hz YUV 4:4:4
2. Support four HDMI outputs resolution fixed to 1080p@60Hz
3. Support various display modes selectable via front button and remote control to combine up to 4 flat panel LCD TVs into one larger display
4. Support on screen display (OSD) function for mode and port information
5. Support power-off memory function to keep the last setup status when power on

Package Contents

Main Unit

Remote Control

User Manual x1

Power Adapter 12V 2A x1

Specifications

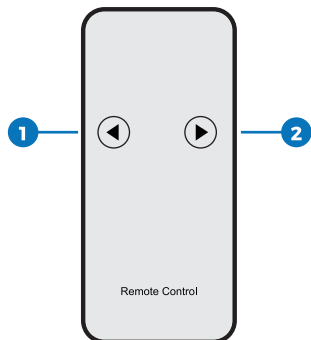
Input Ports	HDMI x 1
Output Ports	HDMI x 4
Vertical Frequency Range	50/60Hz
Video Amplifier Bandwidth	6.0Gbps/600MHz per channel(18Gbps all channels)
Interlaced(50&60Hz)	480i,576i,1080i
Progressive(50&60Hz)	480p,576p,720p,1080p,4K@24/25/30Hz,4k@50/60Hz
Limited Warranty	1 Year Parts and Labor
Operating Temperature	0°C to 70°C
Storage Humidity	5% to 90% RH non-condensation
Power Supply	12V DC
Power Consumption (Max)	12W
Processor Unit Cert	FCC, CE, RoHS
Power Supply Cert	FCC, CE, RoHS
Power Adapter Standard	US, EU, UK, AU Standard etc.
Dimension(LxWxH)	151x111x26.5mm
Net Weight	395g
Material	Metal
User Manual	English Version

Troubleshooting

Problems	Causes	Solutions
Power light is off and product is not working	Is the power adapter properly connected and the power on/off button is on	Please check if the power adapter is connected properly and switch on the power on/off button
The product doesn't show the right image of the Apple TV 4K or other players	Maybe the customers setup the wrong output signal formats that the processor can't support, such as HDR10 (4K@60Hz 4:2:0) and Dolby Vision (4K@60Hz 4:2:2), etc.	Please change the resolution to the SDR resolution like 4K@60Hz RGB or 4:4:4, and down compatible with the lower SDR resolutions
No picture and sounds after re-plug the HDMI cables or power cable	Maybe the products can't recognize correctly signal of the input and outputs after the actions, or the connection of the HDMI cables are not very well	Please check the connection of the HDMI cables and power cable, and re-connect the HDMI cables and have a try, or change a high quality HDMI cables

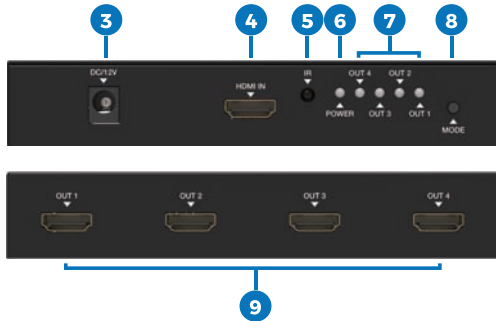
Operation controls and functions

Remote Control











- 1** ◀ Press the button to select the previous mode
- 2** ▶ Press the button to select the next mode

Operation controls and functions

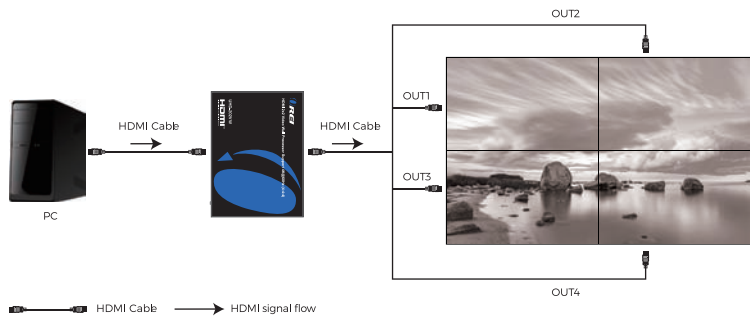


- 3 DC/12V:** DC 12V Input
- 4 HDMI IN:** HDMI Input port
- 5 IR:** IR Receiver Port
- 6 POWER:** Power LEDcable.
- 7 OUT 1-4:** HDMI Output 1-4 LED Indicators
- 8 MODE:** Video Wall Mode Selector
- 9 OUT 1-4:** HDMI Output 1-4 Port

Mode Description

Mode1: 2x2 videowall mode	
Mode2: 1x2 videowall mode	
Mode3: 2x1 videowall mode	
Mode4: 1x3 videowall mode	
Mode5: 3x1 videowall mode	
Mode6: 1x4 videowall mode	
Mode7: 4x1 videowall mode	
Mode8: 1x4 Splitter mode	

Connection Diagram



HDMI™
HIGH-DEFINITION MULTIMEDIA INTERFACE

Dolby is a trademark of Dolby Laboratories.

The terms HDMI™ and HDMI High-Definition Multimedia Interface, and the HDMI logo are trademarks or registered trademarks of HDMI Licensing LLC in the United States and other countries.

Other trademarks or trade names mentioned herein refer to the organizations or their products that own the trademarks or names. We do not own the related rights of trademarks and product names of other organizations.



HDMI 2x2 Video Wall Processor
Support 4K@60Hz (4:4:4)

www.orei.com

© 2021