



HDMI 1.4 Splitter

1 Input 2 Output

USER MANUAL

HD-102

Follow us on Youtube
and Facebook



www.orei.com

Table of Contents

1.	Introduction	page 04
2.	Features	page 05
3.	Package Contents	page 05
4.	Specifications	page 06
5.	Operation Controls and Functions	page 07
	Front Panel	page 07
	Rear Panel	page 08
6.	Application Example	page 09

Thank you for purchasing this product

Thank you for purchasing this product. For optimum performance and safety, please read these instructions carefully before connecting, operating or adjusting this product. Please keep this manual for future reference.

Surge protection device recommended

This product contains sensitive electrical components that may be damaged by electrical spikes, surges, electric shock, lightning strikes, etc. Use of surge protection systems is highly recommended in order to protect and extend the service life of your equipment.

Please Activate your warranty by registering our product through the link below - www.orei.com/pages/warranty-registration

Technical Support

Need Help?

Our experienced Technical Support Team is here for you to answer your questions, give technical advice or help troubleshoot your project to get you installed on time and on budget. Call, email or chat with us now.

OREI Live Technical Support Hours

US team (US/Canada/Mexico): Monday-Friday, 9 a.m. - 6 p.m. Central Time **Support Email** - info@orei.com | **Support Number** - 877-290-5530

Or

Chat Live on www.orei.com

Send us an instant message now. Our Technical Support Team will respond momentarily. Available during live support hours.

Scan the QR code to watch a Video of
How to Use the product.



Introduction

1×2 HDMI Splitter distributes 1 HDMI source to 2 HDMI displays simultaneously. It offers HD video solution for super market, shopping Mall, HDTV/STB/DVD/Projector /DVR factory, data control center, information distribution, conference room presentation, education and training, corporation showroom, luxurious house, etc..



**DOES NOT EXTEND
MONITORS**

1. 1 HDMI input signal split to 2 HDMI display devices.
2. HDCP 1.4 protocol compliant.
3. HDMI 1.4a video format support.
4. 3D video support including frame packing for all 3D formats up to a 297MHz TMDS clock.
5. Supports video resolutions up to 4K@30Hz,
6. 1080P@120Hz, and 1080P 3D@60Hz
7. Supports deep color 30bit, 36bit, 48bit per pixel.
8. Digital audio formats such as DTS-HD/Dolby-true-HD/LPCM 7.1/DTS/Dolby-AC3/DSD are supported

Package Contents

1.	HD-102	1 pcs
2.	USB Charging Cable DC5.5mm*2.1mm	1 pcs
3.	Instructions Manual	1 pcs

Specification

Frequency Bandwidth	2.97Gbps
Input	1 x HDMI Female
Output	2 x HDMI Female
Power Supply	DC 5V 1A
ESD Protection Human Body Model:	± 8kV (air-gap discharge)
	± 4kV (contact discharge)
Dimensions (mm)	60(W) X 70 (D) X 20 (H)
Weight	125g
Operating Temperature	0°C ~ 40°C / 32°F ~ 104°F
Storage Temperature	-20°C ~ 60°C / -4°F ~ 140°F
Relative Humidity	20 ~ 90% RH (Non-condensing)
Power Consumption (Max)	5W

Operation controls and functions

Front Panel

1. EDID Mode:

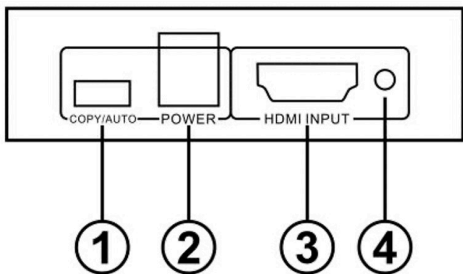
Copy Mode: Copy output 1 EDID.

Auto Mode: Compare output port 1 and 2 EDID.

2. DC 5V: Plug the USB charging cable into the unit and connect the adapter to AC wall outlet.

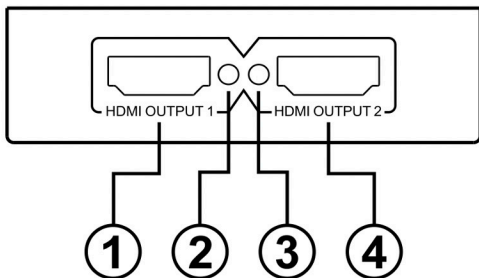
3. HDMI Input: This slot is where you connect the HDMI source output from DVD, PS3

4. Input LED: This red LED will illuminate when the HDMI signal is detected



Operation controls and functions

Rear Panel



Output 1: HDMI output to connect a display device

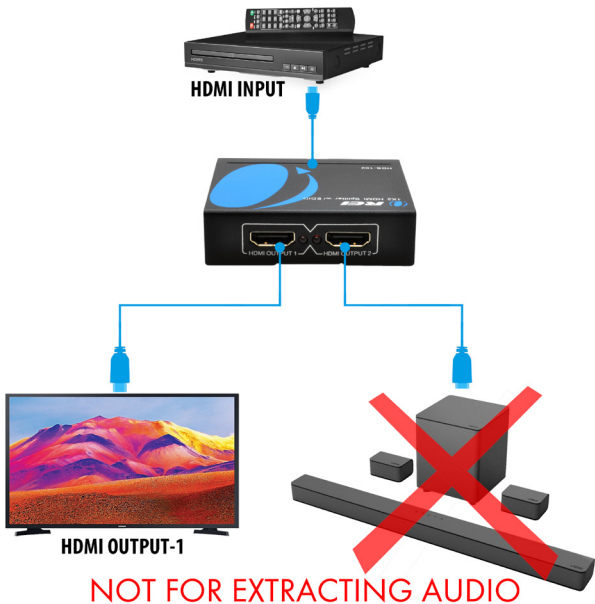
Output 1 LED: This red LED will illuminate when a display is connected

Output 2 LED: This red LED will illuminate when a display is connected

Output 2: HDMI output to connect a display device

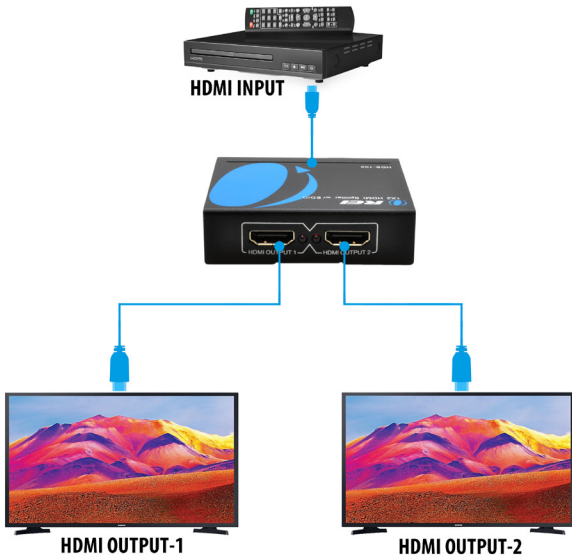
Application Example

UPTO 4K @ 30HZ



Application Example

UPTO 4K @ 30HZ



DOES NOT SUPPORT PC EXTENDED MONITOR



HDMI 1.4 Splitter 1 x 2

www.orei.com

© 2020