

Please read below safety instructions carefully before installation and operation:

Please pay attention to all the warnings and hints on this device.

1. Do not expose this unit to rain, moisture and liquid.
2. Do not put any stuff into the device.
3. Do not repair or open this device without professional people's guidance.
4. Make sure good ventilation openings to avoid product overheating damage.
5. Shut off power and make sure environment is safe before installation.
6. Do not plug-in/out the connected cables when it is in using.
7. Make sure the specification matched if using 3rd party DC adapters.

• Introduction

This is a HDMI 4x1 Quad Multiviewer Switcher, with 4 HDMI inputs, and 1 HDMI output, displays video from four HDMI source devices simultaneously on a single monitor. Switch to and control any of the four source devices while monitoring the other three connections in real time. It supports quad mode, full screen mode and dual mode. HDMI signal resolution supported is up to 1080p@60Hz. It is widely used in many applications that require real-time monitoring of multiple devices, like DVD player, cameras and computers. It is the perfect solution for the applications need to monitor several sources at the same time.

• Features

1. Support 4 HDMI inputs, 1 HDMI output
2. Support quad mode, full screen mode and dual mode
3. HDMI signal resolution supported is up to 1080p@60Hz
4. Support to switch mode by remote control and button in the front of the panel
5. Plug and play
6. Metal casing, stable and durable
7. Wall-mountable design, convenient for installation

• Package Contents



Multiviewer switcher unit x1pcs



Power adapter (12V2A) x1pcs



User manual x1pcs



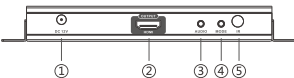
Remote controller x1pcs

• Installation Requirements

1. Source device:
Source device with HDMI output, such as DVD, blu-ray player, computers, video recorders, etc.
2. Display device:
Display device with HDMI input, such as television, projector, HD display, etc.

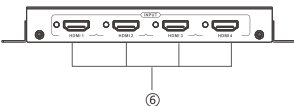
• Panel Description

Front Panel:



- ① DC input (12V)
- ② HDMI signal output
- ③ Audio button
- ④ Mode button
- ⑤ IR signal input

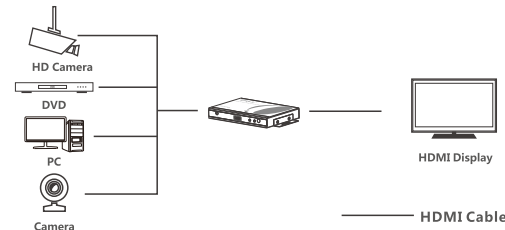
Back Panel:



- ⑥ HDMI signal input

• Connection and Operation

1. Connection drawing

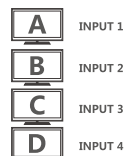


2. Connection instruction

- 1) Connect source device and this quad multiviewer switcher unit via HDMI cable.
- 2) Connect this quad multiviewer switcher unit and HD displays via HDMI cable.
- 3) Connect power supplies of all devices, and this quad multiviewer switcher work.

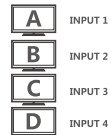
3. Display Modes

Full screen mode



HDMI Display

Dual mode :



HDMI Display

Quad mode :

mode(1) :



HDMI Display

mode(2) :



HDMI Display

mode(3) :



HDMI Display

Q: Display not fluent or stable?

- A:** 1) Please check whether the image of the signal source itself is unstable.
2) Try to change cables, check and make sure the wire length is within the required range(HDMI cable: 1 to 5 meters).
3) Please check whether the power adapter is standard or qualified with the same type of required.

• Specification

Item	Specification
Input port	4x HDMI
Output port	1x HDMI
HDMI Signal	HDMI1.3 , HDCP1.2
Audio support	PCM
Support mode	Support quad mode, full screen mode and dual mode
Support Resolution	480i@60Hz, 480p@60Hz, 576i@50Hz, 576p@50Hz, 720p@50/60Hz, 1080i@50/60Hz, 1080p@50/60Hz
Storage Temperature	-20~60°C
Working Temperature	0°C ~ 40°C
Power Supply	DC12V/2A
Power Consumption	<10W
Size	178.50×104.74×21.20mm
Weight	340g
Color	Black

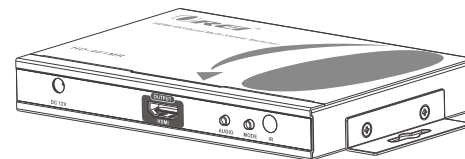
Disclaimer

The OREI brand is registered trademark.
Design and specifications of this unit are subject to change without prior notice.
Pictures are for reference only.Products may differ slightly from images shown.



HDMI 4x1 Quad Multiviewer Switcher

HD-401MR User Manual



• FAQ

Q: Black screen or there is no any signal on HDMI displays?

- A:** 1) Please make sure the HDMI input source resolutions are supported by this HDMI multiviewer and the HDMI display devices;
2) Please check and make sure the connections are connected well.