



 PROJECT

 CATALOG #

 TYPE

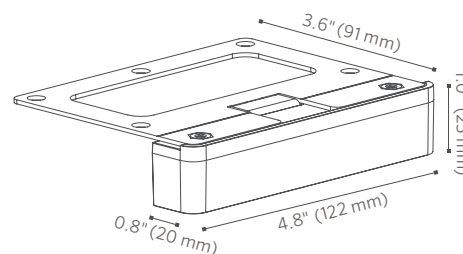
 NOTES

LD Ledge Light STANDARD BASE

Versatile, under-cap hardscape wall light with 20 W bi-pin G4 LED lamp. Frosted, snap-on lens provides soft illumination and easy servicing.

Quick Facts

- Die-cast aluminum construction
- Superior outdoor TGIC powder-coat finish options
- Silicone-encapsulated COB LED
- Tamper-resistant features
- Compatible with Luxor® technology
- Phase dimmable
- Input voltage: 10-15 VAC/VDC



LD Ledge Light SPECIFICATIONS

Output	G4 20W
Total Lumens	74
Input Voltage	10 to 15 V
Input Power	1.2 W
Power Consumption (VA)	1.3 W
Efficacy (lm/W)	62
Color Rendering Index (CRI)	80+
Center Beam Candlepower	--
Dimming	
Primary Dimming (Transformer)	Consult transformer specifications
Secondary Dimming (Fixture)	Phase-cut**
Luxor Compatibility	
ZD Option	Use Luxor CUBE (LCM-LV)
Minimum Rated Life (L70)	33,000 Hrs

** For optimal performance, use a trailing-edge (reverse phase-cut) dimmer.

FX Luminaire

FX Luminaire is an industry-leading manufacturer of landscape and architectural lighting products with a focus on the advancement of LED technology and digital lighting control with zoning, dimming, and color adjustment capabilities. We offer a full spectrum of specification-driven lighting fixtures that can be utilized to create elegant, cutting-edge landscape lighting systems for commercial or residential applications. Our products are available exclusively via our extensive professional distributor network.

Materials

Die-cast aluminum A380 housing with stainless steel hardware. Frosted polycarbonate lens.

Lamp

G4 lamp base. Preinstalled T3 LED lamp option with G4 base offers a warm 2,700K color temperature with a minimum rated life (L70) 33,000 hours.

Power

Input 10–15 VAC/VDC, 50/60 Hz. Remote transformer required (specify separately).

Socket

Socket contains MoistureBlock™ technology, preventing moisture from wicking up into sealed areas of the fixture.

Wiring

18 AWG (1 mm); SPT-1W; 202°F (105°C); 300 V; 10' (3 m) length.

Housing/Faceplate

Die-cast aluminum A380 housing/faceplate with capacity for G4 LED.

Finish

Two-layer protection of sulfuric acid anodization and polyester TGIC powder-coat, providing superior outdoor weathering in all conditions. Tested to ASTM standards.

Hardware

Stainless steel mounting bracket and Phillips screws.

Ambient Operating Temperature

0°F to 140°F (-18°C to 60°C)

Weight

0.5 lbs (0.2 kg)

Control

Luxor zoning and dimming technology with use of Luxor CUBE (LCM-LV). Luxor technology allows up to 250 groups, dimmable in 1% increments between 0 and 100%.

Sustainability

Innovation meets conservation in the design and manufacturing of our products. Where we can, we use recycled materials while maintaining superior functionality. Our LED products provide high-quality light at optimal energy efficiency, lifespan, and durability.

Installation Requirements

Designed for recessed installation in a vertical wall in the down lighting position only.

Manufacturing

ISO 9001:2015 ISO certified facility

Warranty

10-year limited warranty on fixture; 5-year limited warranty on preinstalled FX Luminaire LED lamp.










Dark-Sky Compliance

Select a light source of 3,000K or lower to meet International Dark-Sky Association criteria.

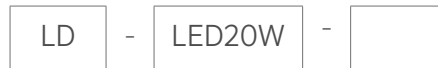
Listings



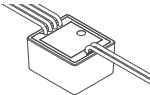
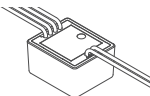
LD Ledge Light ORDERING INFORMATION

Fixture	Lamp	Finish			
LD	LED20W 20W Equivalent LED Lamp, 2,700K	BZ Bronze Metallic		WG White Gloss	
		DG Desert Granite		FW Flat White	
		WI Weathered Iron		AL Almond	
		SB Sedona Brown		SV Silver	
		FB Black			

EXAMPLE FIXTURE CONFIGURATION:
LD-LED20W-BZ*



LUXOR TECHNOLOGY OPTIONS: Specify Separately

Luxor CUBE	Code*	
LOW-VOLTAGE CUBE Supports AC dimmable LEDs and incandescent; MAX LOAD: 60 W/5A	LCM-LV	
RELAY/0-10V CUBE Supports relay switch; MAX LOAD: 250 VAC/5A	LCM-RLY-010V	

*Hyphens are for readability purposes only.

LD Ledge Light PHOTOMETRICS

LD G4 20W Illuminance at a Distance

Feet (Meters)	Center Beam	Beam Width	
	Foot-Candle (Lux)	Vertical 90°	Horizontal 104.7°
0.8' (0.3 m)	45.6 fc (138 lx)	1.7' (0.5 m)	2.2' (0.7 m)
1.7' (0.5 m)	11.3 fc (35 lx)	3.3' (1.0 m)	4.3' (1.3 m)
2.5' (0.8 m)	5.0 fc (15 lx)	5.0' (1.5 m)	6.5' (2.0 m)
3.3' (1.0 m)	2.8 fc (9 lx)	6.7' (2.0 m)	8.6' (2.6 m)
4.2' (1.3 m)	1.8 fc (5 lx)	8.3' (2.5 m)	10.8' (3.3 m)
5.0' (1.5 m)	1.3 fc (5 lx)	10.0' (3.1 m)	13.0' (4.0 m)

MoistureBlock is a trademark of DSM&T Co. Inc.

© 2021 Hunter Industries™. Hunter, FX Luminaire, all related logos, and all other trademarks are property of Hunter Industries, registered in the U.S. and other countries.