

M-PZ Path Light

DESIGNER PLUS



PROJECT

CATALOG #

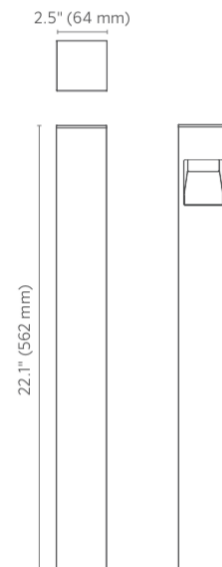
TYPE

NOTES

Engineered with highly durable die-cast aluminum, the versatile M-PZ path light is a perfect addition to modern lighting designs.

Quick Facts

- Tamper-resistant features
- Die-cast aluminum
- Two-layer marine-grade anodization and powder coat finish
- Cree® integrated LEDs
- Compatible with Luxor® technology
- Phase and PWM dimmable
- Input voltage: 10-15 V



M-PZ Path Light SPECIFICATIONS

Lamp	1LED	3LED	ZDC
Total Lumens*	43	113	60
Input Voltage	10 to 15V	10 to 15V	11 to 15V
Input Power (W)	2.0	4.2	6.0
VA Total	2.4	4.5	7.2
Lumens per Watt (Efficacy)	22	27	10
CRI (Ra)	80+	80+	80+
Max Candela	41	121	43
Dimming	PWM, Phase	PWM, Phase	--
RGBW Available	No	No	Yes
Luxor® Compatibility			
Default	Zoning	Zoning	--
ZD Option	Zoning/Dimming	Zoning/Dimming	--
ZDC Option	--	--	Zoning/Dimming/Color
Minimum Rated Life (L90/B10)	55,000 Hrs	55,000 Hrs	55,000 Hrs

*Measured using the 3,900K CCT lens. Multipliers for other CCTs include 0.80 (2,700K), 0.65 (4,500K), and 0.65 (5,200K).

M-PZ Path Light SPECIFICATIONS

FX Luminaire

FX Luminaire is an industry-leading manufacturer of landscape and architectural lighting products with a focus on the advancement of LED technology and digital lighting control with zoning, dimming, and color adjustment capabilities. We offer a full spectrum of specification-driven lighting fixtures that can be utilized to create elegant, cutting-edge landscape lighting systems for commercial or residential applications. Our products are available exclusively via our extensive professional distributor network.

Materials

Die-cast A380 aluminum body with stainless steel hardware.

Lamp

Integrated module with Cree LEDs. Gold-plated connectors and conformal coating for maximum reliability and corrosion resistance. Proprietary onboard intelligent driver uses firmware-controlled temperature regulation, maximizing LED life. Field upgradeable and replaceable, the LEDs are rated to 55,000 hrs. Maximum drive current: 1 A.

Optics

Polycarbonate color temperature adjustment lenses included with luminaire: 2,700K (preinstalled), 3,900K (no lens), 4,500K, and 5,200K. Photometry is calculated using LM-79 method for SSL fixtures.

Finish

Two-layer protection of sulfuric acid anodization and polyester TGIC powder coat, providing superior outdoor weathering in all conditions. Tested to ASTM standards.

Hardware

Stainless steel machine screws. Ships with 30" (762 mm) length of 1" (25 mm) conduit for mounting.

Wiring

18 AWG (1 mm); SPT-1W; 220°F (105°C); 300V; 10'39; (3 m) length.

Sockets

Socket contains MoistureBlock™ technology, preventing moisture from wicking up into sealed areas of the fixture.

Power

Input 10-15 VAC/VDC, 50/60 Hz. Remote transformer required (specify separately).

Housing

Die-cast A380 aluminum body with capacity for 1LED, 3LED, or ZDC integrated LEDs.

Weight

1.0 lb. (0.5 kg)

Lens

UV-stabilized acrylic lens with shock resistance and high tolerance for thermal expansion and stress.

International Compliance

Compliant per IEC 60598- 1 and IEC 60598-2-7 by selecting "e" option in parts builder.

Ambient Operating Temperature

0°F to 122°F (-18°C to 50°C)

Sustainability

Installation Requirements

Designed for installation in the downward lighting direction only.

Control








ZD or ZDC utilizes Luxor technology to zone fixtures in up to 250 groups, dim each group in 1% increments between 0 and 100%, or change to one of 30,000 colors with RGBW LEDs. Select the ZD option for zoning/dimming or ZDC for zoning/dimming/color. Standard fixture is zoneable with Luxor.

Warranty

Listings



M-PZ Path Light ORDERING INFORMATION

Fixture	Luxor Option	Lamp	Compliance	Finish
M-PZ	[default] Zone	1 LED 2.0W/2.4VA	[default] North America (UL-listed)	BZ Bronze Metallic 
	ZD Zone/Dim	3 LED 4.0W/4.4VA	e Int'l (CE Certified)	DG Desert Granite 
	ZDC Zone/Dim/Color	[default ZDC option] 6.0W/7.2VA		WI Weathered Iron 
				SB Sedona Brown 
				FB Black 
				FW Flat White 
				SV Silver 

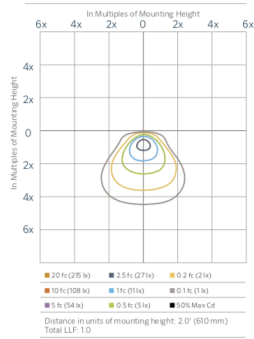


EXAMPLE FIXTURE CONFIGURATION: M-PZ-ZD-1LED-SV

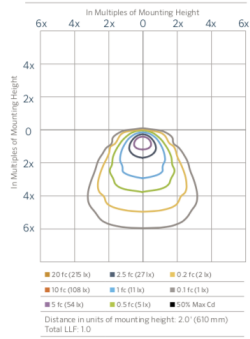
* Ships with 30" (762 mm) length of 1" (25 mm) conduit

M-PZ Path Light PHOTOMETRICS

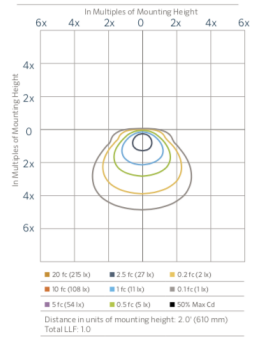
M-PZ 1LED Isofootcandle Plot



M-PZ 3LED Isofootcandle Plot



M-PZ ZDC Isofootcandle Plot



M-PZ Path Light ORDERING INFORMATION

MOUNTING OPTIONS: Specify Separately

Mounts	Catalog No.		Mounts	Catalog No.	
Conduit Stabilizer for MP-J (with 3/4" conduit)	CSKIT-MPJ		Deck Mount for M-PZ Modern Path Lights	M-PZ-DM-XX*	