

LV9000 Wire Connector


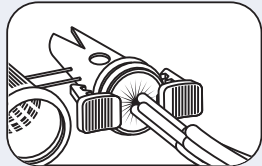
Filled Connectors for Outdoor/Electrical Use



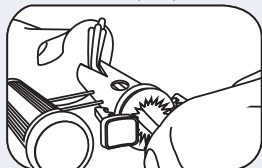
INSTALLATION INSTRUCTIONS

IMPORTANT: Turn off power before installing or removing connector. Product to be used in accordance with local and national codes.

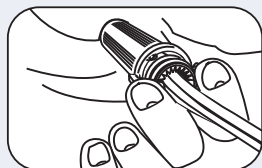
- Strip wires 3/4" and group bare wire ends together. Do not pre-twist solid wire. You must pre-twist stranded wire. If using both wire types, you must wrap stranded wire around untwisted solid wires (1a).



- Insert wires through flexible sealing fingers and bend bare wire ends together into either "V-Channel." With proper 3/4" strip length, wire tips just reach to edge of round hole below "V" (2a).



- Separate connector, removing plastic "link" or "leg" from inner sleeve. Push inner sleeve into pre-filled outer sleeve until double-locked. Pre-filled silicone fully waterproofs the connection. Do not reuse.



Blazing™ LV9000 Low Voltage Yellow

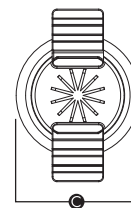
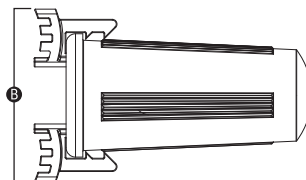
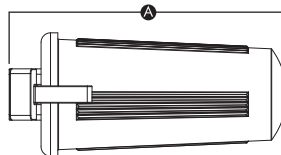
SKU #	Selling Unit
LV9000	Bag of 24

PRODUCT SPECIFICATIONS & MEASUREMENTS

Max. Voltage: 30V, 10AMPS
 Connector Size: 2" x 1.125"
 Wire Type: Copper/Copper
 Wire Range: Min #24/Max #18
 Temperature Rating: 90°C (194°F)
 Silicone Sealant Temperature: -40°F to 400°F

Measurements (Inches):

A - 1.822
 B - 1.133
 C - 0.810



Selected 30V Wire Combinations

2 #24 SOL/STR	2 #18 SOL/STR	5 #18 STR
4 #18 SOL		

Contact factory for a complete list of wire combinations at 800.633.0232.

KING
INNOVATION®

U.S. Pat. 6,051,791, and other patents pending.
 50100-125 REV A 04/18



MADE IN U.S.A.

www.kinginnovation.com
 (P) 800.633.0232
 (F) 636.519.5410