

PATENT NO: 11,208,820B2
STAYPOOLLIZER^{2.0}



STAINLESS STEEL
N X G E N
 FLOW CONTROL
EXTREME
 STABILITY
 DURABILITY
 AND
 PERFORMANCE

KIT INCLUDES


- ADJUSTABLE ANGLE HOSE SWIVEL
- QUICK CONNECT

BONUS ACCESSORIES

- 1 - QUICK CONNECT SEAL
- 1 - WATER HOSE GASKETS
- 1 - MALE PLUG

Setup and Use

Rotate float assembly as shown in images below. The float assembly can be adjusted to any water level from 4" to 9" by sliding the float assembly up or down the vertical pipe as shown below. Rotating or rocking the float assembly on the vertical pipe will allow for easier adjustment of height by applying pressure in the direction needed.



Quick Connect

STEP 1
ALIGN BOTH PIECES IN BOTH HANDS.


STEP 2
PULL BACK SLIDE & INSERT MALE PLUG

STEP 3
RELEASE SLIDE ONCE MALE PLUG IS INSERTED

* Over tightening the female threaded portion of the quick connect will distort the EPDM rubber seal potentially causing a leak. A snug fit is all that is required when connecting the quick connect to the swivel or water supply. (Never Use Tools)

Profile Selection

Regardless of the style pool deck you have the new **STAYPOOLLIZER 2.0** can be configured simply with no tools required. Rotation of the rear legs allows this unique design to accommodate many of today's modern pool designs.



Water Level Setting

We recommend setting the float assembly height so the bottom edge of the float assembly is the same height as the center of your skimmer inlet. This should provide adequate water level for most pools. Final adjustments can be made should you desire a different water level.

Water Faucet Setting

Reduce water flow to no more than a steady stream out of the faucet.

- In the unlikely event of water hose failure, reducing the flow will minimize water loss.
- Filling operation will be quieter.
- Unit may continuously run, if your pool loses water. (Most pools lose 1/4" - 1/2" per day.)
- Automatic operation replaces water as it's lost, never overflowing your pool.
- * Reduced water flow is adequate to keep the average pool full now that the Staypoolizer controls the water level 24/7.

Test unit for proper operation by lifting upward on the float while the water is on. All water flow stops while the float is lifted and flows when float is down.



AVOID PLACEMENT IN AREAS WHERE FOOT TRAFFIC IS LIKELY TO OCCUR. KEEP ATTACHED WATER HOSE LAYING FLAT AT ALL TIMES. REMOVE PRODUCT FROM POOL DECK DURING SOCIAL GATHERINGS TO REDUCE POSSIBLE INJURY TO OTHERS.

Limited One Year Factory Warranty

JCS Industries LLC warrants its products (with exceptions as indicated), to the original purchaser, to be free of defects for a period of one year from the date of purchase. This limited warranty covers all parts against defects or breakage in normal intended use. The warranty does not cover any damage caused by accidental dropping, rough handling, or misuse of the product. Altering or tampering with the product will also void this warranty.

Step 1
Attach Quick Connect To Swivel

Overtighten Connection will Distort the EPDM Seal Causing Water Leaks. Never Use Tools

EPDM Seal Replacement and Orientation

Recessed side of seal visible from the threaded side of quick connect

ATTENTION

REMOVAL OF NXGEN NOZZLE FROM TANK ASSEMBLY WILL CAUSE SYSTEM TO RUN CONTINUOUSLY OVER FILLING YOUR POOL.

Step 2

Step 3
Connect Water Hose

PATENT NO: 11,208,820

STAYPOOLLIZER® 2.0



Thank You !

For purchasing our product

Are you happy with our product ?



Yes

Great. Please share your product review on Amazon.



1

OPEN YOUR CAMERA AND POINT YOUR DEVICE AT THE QR CODE



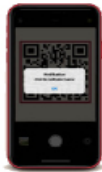
2

WAIT FOR CAMERA TO RECOGNIZE AND SCAN QR CODE



3

CLICK BANNER OR NOTIFICATION WHEN IT APPEARS ON YOUR SCREEN



4

INFORMATION ASSOCIATED WITH THE QR CODE WILL AUTOMATICALLY LOAD



No

We are here to help.



We appreciate your business and welcome you to our long list of satisfied and much valued customers. By reviewing our products you help other customers make informed purchase decisions and are a great source of suggestions about how to improve our product line. Authentic customer reviews help new customers find and evaluate our products before purchasing. Our success comes from continued faith in the excellent of our products and service, something we are 100% dedicated in providing. We know you had plenty of options while shopping for a automatic pool water fillers, and we are honored that you have chosen the Staypoolizer.

Looking forward to your business again in the future.

Thanks again,

Allison L.

Do you have any additional comments, questions, or concerns you would like to share?

Email us at : contact@jcscoinc.com
www.staypoolizer.com

