



中航锂电(洛阳)有限公司
CHINA AVIATION LITHIUM BATTERY CO., LTD.

产品规格书 Specification

版本号 Version Number: G/0
发行日期 Circulation Date:
2016-8-15

产品规格书 Product Specification

方形锂离子电池

Prismatic lithium Ion Battery

型号: CA100

Model: CA100

中航锂电(洛阳)有限公司
China Aviation Lithium Battery (Luoyang) Co., Ltd.

目 录 Contents

术语定义 Terms & Definition	I
1. 适用范围 Scope	1
2. 产品类型 Product Type.....	1
3. 单体电池尺寸 Cell Dimensions	1
4. 产品性能指标 Product Performance Indexes.....	2
5. 运输注意事项 Precautions for Transportation	12
6. 贮存注意事项 Precautions for Storage.....	12
7. 充电注意事项 Precautions for Charging.....	12
8. 放电注意事项 Precautions for Discharging	13
9. 电池操作注意事项 Cautions of Battery Operation.....	14
10. 紧急情况处理 Emergency Treatment.....	17
11. 其它事项 Others	17
附录 Appendix:.....	18

术语定义 Terms & Definition

术语 Terms	定义 Definition
中航锂电 CALB	指中航锂电(洛阳)有限公司。 China Aviation Lithium Battery (Luoyang) Co., Ltd.
产 品 Product	本规格书中的“产品”是指中航锂电生产的 CA100 (3.2V) 可充电磷酸铁锂电池。 "Product" in this specification refers to CA100 (3.2V) rechargeable lithium iron phosphate battery produced by CALB.
客 户 Customer	“客户”是指购买本规格书所述产品的公司、企业或个人。 "Customer" means the companies, enterprises or individuals who purchase the products described in this specification.
室 温 Room Temperature	25±2℃。
电池温度 Cell Temperature	电池正极极柱温度。 The temperature of the positive terminal of the cell.
充电倍率 Charge Rate (C-Rate)	电池在规定的时间内放出其额定容量时所需要的电流值，它在数据值上等于电池额定容量的倍数，通常以字母 C 表示。 The current value that the cell need to discharge its rated capacity in a stated time, which equal to a multiple of the rated capacity of the cell on the data value, usually expressed with the letter "C" .
循环寿命 Cycle life	二次电池在反复充放电的使用下，电池的容量会逐渐下降，通常以该电池的额定容量作为标准，电池容量降到其 80% 的充放电次数，称为循环寿命。 With the repeated charging and discharging, the capacity of battery will gradually decline. Usually the rated capacity of the cell as standard, the number of charge-discharge cycles is called cycle life before the capacity is less than 80% of its rated capacity.
开路电压 Open circuit voltage (OCV)	开路电压是指外电路没有电流流过时电池正负极柱之间的电位差。 Open-circuit voltage is the difference between positive and negative terminals of a cell without any circuit through the external circuit.
工作电压 Operating Voltage	工作电压又称放电电压或负荷电压，是指有电流通过外电路时，电池两极间的电位差。工作电压总是低于开路电压，因为电流流过电池内部时，必须克服极化电阻和欧姆内阻所造成的阻力。 Operating voltage, also known as the discharge voltage or load voltage, is defined as the potential difference between the cell terminals when the current through the external circuit. Working voltage is always lower than the open circuit voltage, because when the current through the inside the battery, the polarization resistance and Ohmic resistance must be overcome.
可恢复容量 Restore capacity	电池储存后，按照本规格书第 4.2.1 和 4.4.1 条所列的标准充放电条件所测得的容量，取值分别按照本规格书第 4.2.1 和 4.4.1 条给出的充放电标准，分别选取 3 次测量的最大值。 After storage, the capacity tested according to the standard charge and discharge conditions listed in section 4.2.1 and 4.4.1, the maximum of 3 measured values were selected as restore capacity respectively.
荷电保持能力 Charge retention	电池在一定温度下，储存一定时间后，放电所获得的容量与初始容量之比的百分数。 In a certain temperature, charge retention is the percentage of the discharge capacity and initial

capability	capacity after the cell stored a certain time.
容量恢复能力 Capacity recovery capability	电池在一定温度下, 储存一定时间后再行充电, 其后放电容量与初始容量之比的百分数。 In a certain temperature, capacity recovery capability is the percentage of the discharge capacity and initial capacity after recharging when the cell was stored in a certain time.
产品供货合同 Product supply contract	中航锂电和客户共同签订的有关本规格书产品的交易条款。 Terms of the deal signed by CALB and clients about the specifications of the product.
标准充电 Standard Charging	本规格书第 4.2.1 条所述的充电模式。 Charge mode described in section 4.2.1.
标准放电 Standard Discharging	本规格书第 4.4.1 条所述的放电模式。 Discharge mode described in section 4.4.1.
荷电状态 State of charge (SOC)	电池剩余容量百分比, 也是电池一个重要的参数, 只有准确估算电池 SOC 才能有效提高电池利用效率、保证电池的使用寿命和安全。 The percentage of remaining capacity, is also a important parameter, Only estimating the SOC accurately can improve the utilization efficiency of the cell, and ensure the life and safety of the cell.
电池管理系统 Battery Management System (BMS)	由电池电子部件和电池控制单元组成的电子装置。电池电子部件是采集电池单体(集成)或电池模块(集成)的与电和热相关的数据, 并将这些数据提供给电池控制单元的电子装置。电池控制单元是控制或管理电池系统电或热性能, 并可以与车辆上的其他控制单元进行信息交互的电子控制部件。 The electronic device is composed of electronic components and battery control units. The electronic component is to collect the data related electric and heat of cell (integration) or battery module (integrated), and supply the data to the electronic device of the battery control unit. Battery control unit is a electronic control part which can control or manage the electrical or thermal properties of battery system, and also exchange information with other control units on the vehicle.
测量单位 Units of measurement	“V” (Volt) 伏特, 电压单位 “V” (Volt), Unit of voltage
	“A” (Ampere) 安培, 电流单位 “A” (Ampere), Unit of current
	“Ah” (Ampere-Hour) 安培-小时, 电荷单位 “Ah” (Ampere-Hour), Unit of electric charge
	“Wh” (Watt-Hour) 瓦特-小时, 能量单位 “Wh” (Watt-Hour), Unit of energy
	“mΩ” (MilliOhm) 毫欧姆, 电阻单位 “mΩ” (MilliOhm), Unit of resistance
	“°C” (degree Celsius) 摄氏度, 温度单位 “°C” (degree Celsius), Unit of temperature
	“mm” (millimeter) 毫米, 长度单位 “mm” (millimeter), Unit of length
	“s” (second) 秒, 时间单位




产品规格书 Specification

“s” (second) , Unit of time

“Hz” (Hertz) 赫兹, 频率单位

“Hz” (Hertz) , Unit of frequency



1. 适用范围 Scope

本产品规格书描述了中航锂电生产的 CA100 可充电磷酸铁锂电池的产品性能指标、技术要求及安全注意事项。

This specification contains the performance indexes, technical requirements and safety issue of the CA100 rechargeable lithium iron phosphate cell manufactured by CALB.

2. 产品类型 Product Type

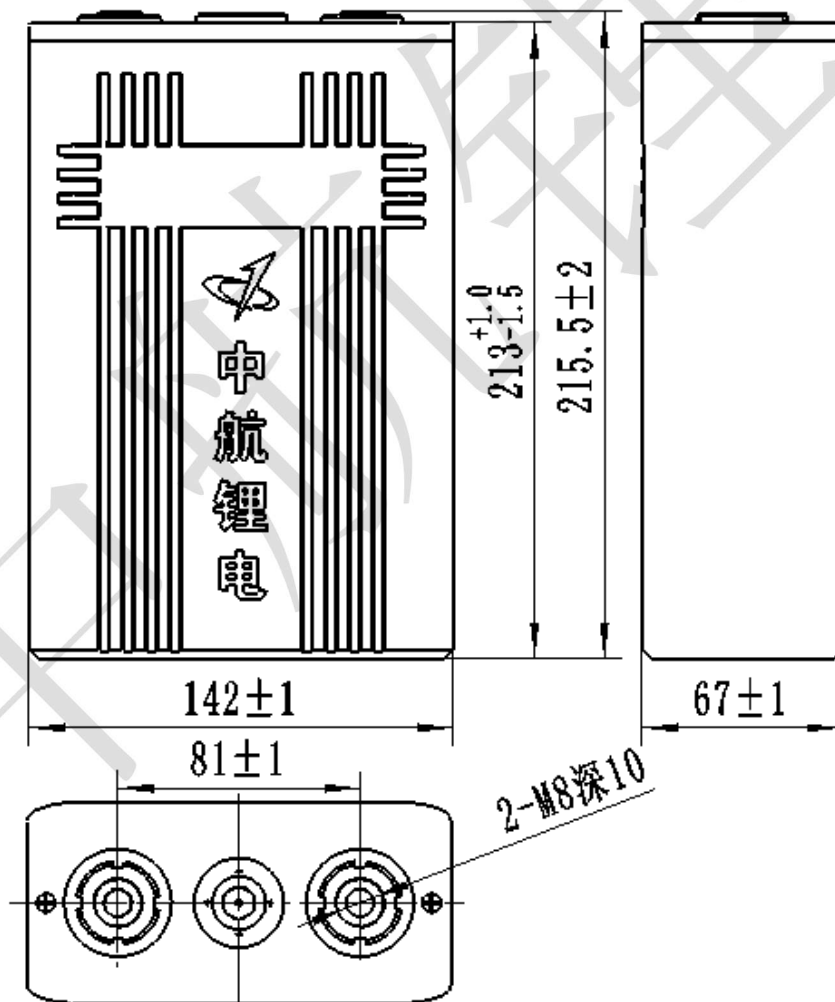
2.1 产品名称：磷酸铁锂电池

Product Name: Lithium iron phosphate cell

2.2 型号规格：CA100

Specification: CA100

3. 单体电池尺寸 Cell Dimensions



项目 Items	描述 Description	尺寸 Dimensions
L	长度 Length	142mm±1.0mm
W	宽度 Width	67mm±1.0mm
H	高度 Height	215.5mm±2.0mm

4. 产品性能 Product Performance

4.1 技术参数 Technical Parameters

序号 NO.	项目 Items	参数说明 Parameter	备注 Remark
1	额定容量 Nominal Capacity	100Ah	标准放电 Standard Discharge
2	最小容量 Minimal Capacity	100Ah	标准放电 Standard Discharge
3	工作电压 Work Voltage	2.5~3.65V	
4	内阻 (Ac. 1kHz) Internal Resistance (Ac. 1kHz)	0.1~0.6mΩ	新电池、30%SOC Fresh Cell、30%SOC
5	充电时间 Charging Time	标准充电 Standard Charge	~4h ~1h 参考值 Reference Value
		快速充电 Fast Charge	
6	推荐SOC使用窗口 Recommended SOC Window	SOC : 10%~90%	
7	工作温度 Operating Temperature	充电温度 Charging Temperature	0~45°C 参考第 4.2 节 Refer to section 4.2
		放电温度 Discharging Temperature	-20~55°C 参考第 4.4 节 Refer to section 4.4
8	电池重量 Weight	3.3±0.2 kg	
9	壳体材料 Shell Material	塑料 Plastic	

4.2 充电模式 Charging Model

序号 NO.	参数 Parameter	规格 Values	备注 Notice
4.2.1	标准充电模式 Standard Charging Model	室温下, 以30A恒流持续充电至单体电池电压3.65V, 然后在3.65V下恒压持续充电直至电流下限 $\leq 5\pm 0.5A$ 。 At room temperature, charged to 3.65V at a constant current of 30A, and then, changed continuously with constant voltage of 3.65V until the current was not more than $5\pm 0.5A$.	
4.2.2	标准充电温度 Standard Charging Temperature	25 \pm 2 $^{\circ}C$	电池温度 Cell Temperature
4.2.3	绝对充电温度 Absolute Charging Temperature	0~45 $^{\circ}C$	无论电池处在何种充电模式, 一旦发现电池温度超过绝对充电温度范围, 即停止充电 No matter what the charging model is, once the temperature of the cell is above the absolute charging temperature, charging should be stopped.
4.2.4	绝对充电电压 Absolute Charging Voltage	最大3.75V Maximum 3.75V	无论电池处在何种充电模式包括脉冲充电状态, 一旦发现电池电压超过绝对充电电压范围, 即停止充电 No matter what the charging model is, including pulse charging, once the voltage of the cell is above the absolute charging voltage, charging should be stopped.

4.2.5 不同温度下充电电流限制 Charging Current Limit at Different Temperature

电池温度范围 Cell temperature range	$< 0^{\circ}C$	0~5 $^{\circ}C$	5~10 $^{\circ}C$	10~45 $^{\circ}C$	$> 45^{\circ}C$
允许最大充电电流 Maximum charging current allowed	0	0.1C	0.5C	1.0C	0

4.3 允许最大脉冲充电电流 Maximum pulse charging current allowed

产品使用过程中, 再生制动过程的脉冲电流对电池具有充电效果。不同温度条件下的允许最大脉冲充电电流和持续时间必须严格遵守下表所列的所有充电状态以及电池温度等条件。违反下列充电条件可能会造成电池永久性的损坏并进而免除中航锂电的产品质量责任。

During the process of product being used, pulse current created in regenerative braking can recharge the battery. Maximum charging current allowed and the pulse duration in different temperature conditions must strictly observe the conditions listed in the following table. Violating the described conditions may cause permanent damage to the battery and thus is exempt from the responsibility of CALB for product quality.

不同 SOC 和温度条件下, 允许最大脉冲充电电流和持续时间如下表所示:

In different SOC and temperature conditions, the maximum values of charging current allowed and the pulse

duration are shown in the following table:

SOC	电池温度 Cell Temperature				
	≤-5℃	-5~0℃	0~10℃	10~23℃	23~50℃
>90%	不允许 Not allowed	不允许 Not allowed	不允许 Not allowed	1C/5s	1C/10s
>80%	不允许 Not allowed	不允许 Not allowed	1C/5s	1C/10s	1.5C/10s
>70%	不允许 Not allowed	1C/5s	1C/10s	1.5C/10s	2C/10s
<70%	不允许 Not allowed	1C/10s	1.5C/10s	2C/10s	2C/10s

每次制动充电后，电池需要有段休眠时期，时间应等于或长于脉冲充电持续时间。休眠时期内，电池可以处于放电状态，也可以处于零电流不工作状态，但在休眠时期内，不允许电池再次发生制动充电现象。

After each brake charging, the battery needs to rest for certain time, which should be equal to or longer than the duration of the pulse charging. During the rest, the battery can be in the discharged state, or in a non-working state. But in the rest period, the battery is not allowed to pulse recharge again.

4.4 放电模式 Discharging Model

序号 NO.	参数 Parameter	产品规格 Specifications	备注 Notice
4.4.1	标准放电模式 Standard Discharging Model	室温下，以100A恒流持续放电至2.5V At room temperature, discharged to 2.5V at a constant current of 100A.	
4.4.2	最大持续放电电流 Maximum Constant Discharging Current	100A	
4.4.3	最大脉冲放电电流（长脉冲） Maximum Pulse Discharging Current (Long Pulse)	200A	最长时间为3min Maximum duration: 3min
4.4.4	最大脉冲放电电流（短脉冲） Maximum Pulse Discharging Current (Short Pulse)	300A	电池温度低于50℃，且最长放电时间为30s When battery temperature is below 50℃, the maximum discharge can last 30s
4.4.5	标准放电温度 Standard Discharging Temperature	25±2℃	电池温度 Cell Temperature
4.4.6	绝对放电温度 Absolute Discharging Temperature	-20~55℃	无论电池处在何种放电模式，一旦发现电池温度超过绝对放电温度范围

即停止放电
 No matter what the discharging model is, once the temperature of the cell is above the absolute discharging temperature, discharging should be stopped.

4.5 电性能 Electrical Properties

4.5.1 测试条件 Test Conditions

除另有规定外，试验应在温度为： $25 \pm 5^{\circ}\text{C}$ ，相对湿度为：(15%~90%)，大气压力为：86KPa~106KPa 的环境中进行。

Unless otherwise specified, all the experiments should be carried out under ambient temperature: $25 \pm 5^{\circ}\text{C}$, relative humidity: 15%~90% and atmospheric pressure: 86KPa~106KPa.

4.5.2 测量仪表与设备要求 Requirements of Measuring Instruments and Facilities

检验测试的所有仪表、设备（包括监控和监视试验参数的试验设备和仪器）应按国家有关计量检定规程或有关标准经检定或计量合格，并在有效期内。所有测试仪表、设备应具有足够的精度和稳定度，其精度应高于被测指标精度一个数量级或误差小于被测参数允许误差的三分之一。

All of the measuring instruments and facilities (include the equipments which monitor the test parameters) should be verified and calibrated qualified by relevant Chinese Calibration Regulation or certain standards within the valid date. All the test instruments and equipments should have adequate precision and stability and the precision should be an order higher than the tested indicators or the tolerance should be less than one third of the tested parameters.

4.5.3 性能指标 Performance Criterion

序号 NO.	项目 Items	技术要求 Technical Requirements	测试方法及步骤 Test Methods
1	外观Appearance	电池应无破损、漏液、油污等缺陷，标识清楚。 No damage, leakage, oil contamination. Legibly marked.	目测法 Visual Inspection
2	室温放电性能 Discharging performance under room temperature	100A 放电容量 ≥ 100 Ah Discharging Capacity ≥ 100 Ah at 100A	放电容量 室温下，以 100A 进行放电至终止电压 2.5V，计算放电容量（以 Ah 计）。 Under room temperature, Discharging the battery to 2.5V with 100A, calculate the capacity(in Ah).

3	高低温放电性能 Discharging characteristics under high and low temperatures	放电容量: Discharging Capacity: a) 55℃时≥98%初始容量 Discharged at 55℃≥98% initial capacity b) -20℃时≥70%初始容量 Discharged at -20℃ ≥70% initial capacity	1、高温放电容量: High-temperature discharge capacity: a) 电池标准充电; Standard charge; b) 在 55±2℃条件下搁置 5h; Put aside for 5h at 55±2℃; c) 在 55±2℃条件下以 100A 放电至终止电压 2.5V, 计算放电容量 (以 Ah 计)。 Discharging the cell to 2.5V with 100A at 55±2℃, calculate the capacity(in Ah). 2、低温放电容量: Low-temperature discharge capacity: a) 电池标准充电; Standard charge; b) 在-20±2℃条件下搁置 24h; Put aside for 24h at -20±2℃; c) 在-20±2℃条件下以 100A 放电至终止电压 2.0V, 计算放电容量 (以 Ah 计)。 Discharging the battery to 2.0V with 100A at -20±2℃, calculate the capacity(in Ah).
---	--	---	---

4	<p>荷电保持与容量恢复能力 Charge retention and capacity recoverable capability</p>	<p>荷电保持率$\geq 95\%$ 初始容量 Charge retention $\geq 95\%$ initial capacity 容量恢复率$\geq 97\%$ 初始容量 Capacity recovery $\geq 97\%$ initial capacity</p>	<p>1、室温荷电保持与容量恢复能力: Charge retention and capacity recoverable capability under room temperature: a) 电池标准充电; Standard charge; b) 在室温条件下储存 28 天; Stored for 28 days Under room temperature; c) 室温下, 以 100A 放电至终止电压 2.5V, 计算荷电保持容量 (以 Ah 计); Under room temperature, discharge with 100A to cut-off voltage 2.5V and calculate retention capacity (in Ah). d) 电池再进行标准充电; Then standard charged again; e) 室温下, 以 100A 放电至终止电压 2.5V, 计算恢复容量 (以 Ah 计); Under room temperature, discharge with 100A to cut-off voltage 2.5V and calculate recovery capacity (in Ah).</p> <p>2、高温荷电保持与容量恢复能力: Charge retention and capacity recoverable capability under high temperature: a) 电池标准充电; Standard charge; b) 在 $55 \pm 2^\circ\text{C}$ 条件下储存 7 天; Stored for 7 days at $55 \pm 2^\circ\text{C}$; c) 室温下搁置 5h 后, 以 100A 放电至终止电压 2.5V, 计算荷电保持容量 (以 Ah 计); Under room temperature, Put aside for 5h, discharge with 100A to cut-off voltage 2.5V and calculate retention capacity (in Ah); d) 电池再进行标准充电; Then standard charged again; e) 室温下, 以 100A 放电至终止电压 2.5V, 计算恢复容量 (以 Ah 计). Under room temperature, discharge with 100A to cut-off voltage 2.5V and calculate recovery capacity (in Ah).</p>
---	---	---	---

5	<p>储存性能 Storage Performance</p>	<p>可恢复容量$\geq 95\%$初始容量 Restorable capacity$\geq 95\%$ initial capacity</p>	<p>a) 电池标准充电; Standard charge; b) 以 100A 电流放电 30min。 Discharged 30 min at 100A current; c) $45\pm 2^{\circ}\text{C}$ 温度储存 28 天; storage for 28 days at $45\pm 2^{\circ}\text{C}$; d) 室温下搁置 5h; Under room temperature, put aside for 5h; e) 电池再进行标准充电; Standard charge again; f) 室温下, 以 100A 电流放电至终止电压 2.5V。 Under room temperature, discharge it at 100A to cut-off voltage 2.5V; g) 计算放电容量(以 Ah 计)。 Calculate retention capacity (in Ah).</p>
6	<p>倍充性能 Rate charge Performance</p>	<p>容量$\geq 97\%$初始容量 Capacity$\geq 97\%$ initial capacity</p>	<p>a) 室温下蓄电池以 100A 放电至终止电压 2.5V, 静置 1h; Under room temperature, discharge it at 100A to cut-off voltage 2.5V; b) 室温下, 蓄电池以 200A, 电流充电至终止电压 3.65V, 静置 1h; Under room temperature, charge it at 200A, to end voltage 3.65V, Put aside for 1h; c) 室温下, 蓄电池以 100A 电流放电至终止电压 2.5V; Under room temperature, discharge it at 100A to cut-off voltage 2.5V; d) 计算放电容量(以 Ah 计)。 Calculate recovery capacity (in Ah).</p>
7	<p>倍放性能 Rate Discharge Performance</p>	<p>电池容量$\geq 95\%$初始容量; battery capacity$\geq 95\%$ initial capacity</p>	<p>a) 电池标准充电; Standard charge; b) 室温下, 蓄电池以 300A, 电流放电至终止电压 2.5V; Under room temperature, charge with 300A, to cut-off voltage 2.5V; c) 计算放电容量(以 Ah 计)。 Calculate recovery capacity (in Ah).</p>
8	<p>循环寿命 Cycle Life</p>	<p>≥ 2000 次 ≥ 2000 cycles</p>	<p>a) 电池标准充电; Standard charge; b) 室温下 100A 恒流放电至终止电压 2.5V; Discharged at 100A to the cut-off voltage 2.5V at room temperature; c) 重复 a) ~ b), 至容量衰减为额定容量的 80% 止, 所完成的循环次数定义为该电池的循环寿命。 Repeating steps of a) ~ b), until the discharge capacity</p>

			reached the 80% of rated capacity, the number of cycles completed was defined as the battery cycle life.
--	--	--	--

4.6 安全性能 Safety Characteristics

序号 NO.	项目 Items	技术要求 Technical Requirements	测试方法及步骤 Test Methods & Steps
1	过充电 Overcharge Test	不爆炸、不起火 No explosion. No fire.	a) 电池(组)标准充电 Standard charge; b) 以 100A 电流充电至 5.5, 或充电 90min 后停止充电, 观察 1h。 Charged to 5.5V with 100A current, or charged for 90min, observing for 1h.
2	过放电 Over-discharge Test	不爆炸、不起火、不漏液 No explosion. No fire. No leakage.	a) 电池(组)标准充电; Standard charge; b) 以 100A 电流放电 90min, 观察 1h。 Discharged with 100A current for 90min, observing for 1h.
3	短路 Short-circuit Test	不爆炸、不起火 No explosion. No fire.	a) 电池(组)标准充电; Standard charge; b) 将电池(组)正、负极经外部短路 10min, 外部线路电阻应小于 5mΩ, 观察 1h。 Connect the cell(battery module) positive and negative terminals with wire for 10min directly. The resistance of external line should be less than 5mΩ, observing for 1h.
4	针刺 Nail penetration Test	不爆炸、不起火 No explosion. No fire.	a) 电池(组)标准充电; Standard charge; b) 用 φ6mm~φ8mm 的耐高温钢针以 (25±5) mm/s 的速度从垂直于蓄电池极板的方向贯穿(钢针停留在蓄电池中)观察 1h。 Penetrate the battery from the vertical direction throughout the inside plates with the φ6mm ~ φ8mm needle at (25 ± 5) mm/s speed (needle stays in the battery), observing for 1h.
5	挤压 Crushing Test	不爆炸、不起火 No explosion. No fire.	a) 电池(组)标准充电; Standard charge; b) 按下列条件进行试验: According to the following test conditions: ——挤压方向: 垂直于蓄电池极板方向施压; Squeezing direction: Pressure perpendicular to the

			<p>battery plates;</p> <p>——挤压板形式: 半径 75mm 半圆柱体, 长度大于被挤压电池的尺寸, 但不超过 1m;</p> <p>Squeezing paper shape: half cylinder with 75mm diameter, whose length is more than the size of cell, but is less than 1m.</p> <p>——挤压速度: (5±1) mm/s;</p> <p>Squeezing speed: (5±1) mm/s;</p> <p>——挤压程度: 电压达到 0V 或变形量达到 30% 或挤压力达到表 1 所列数值后停止挤压, 保持 10min;</p> <p>Squeezing level: Until the battery voltage becomes 0V or the deformation is to 30% or the press is to the value listing in table 1 , stop squeezing;</p> <p>c)观察 1h。 observing for 1h.</p>
6	<p>跌落 Drop Test</p>	<p>不爆炸、不起火、不漏液 No explosion. No fire. No leakage.</p>	<p>a) 电池(组)标准充电; Standard charge;</p> <p>b) 电池(组)正负端子朝下, 自 1.5 米高度处自由跌落至水泥地面上, 观察 1h。 the cell(battery module) drops with two terminals down from a height of 1.5m onto the cement floor freely, observing for 1h.</p>
7	<p>加热 Heating</p>	<p>不爆炸、不起火 No explosion. No fire.</p>	<p>a) 电池(组)标准充电; Standard charge;</p> <p>b) 电池(组)放入温箱中, 以 5°C/min 速率由室温至 130±2°C, 并保持 30min 后停止加热, 观察 1h。 Put the cell(battery module) into the incubator, the temperature is up from room to 130±2°C at the speed of 5°C/min, and stop heating after lasting for 30min, observing for 1h.</p>
8	<p>海水浸泡 Immersing in seawater</p>	<p>不爆炸、不起火 No explosion. No fire.</p>	<p>a) 电池(组)标准充电; Standard charge;</p> <p>b) 电池(组)完全没入 3.5% NaCl 溶液(质量分数)中 2 h; 水深应完全没过单体蓄电池。 The cell(battery module) is submerged into 3.5(wt)% NaCl solution for 2h entirely.</p>

9	温度循环 Temperature cycle	不爆炸、不起火、不漏液 No explosion. No fire. No leakage.	a) 电池(组)标准充电; Standard charge; b) 将电池(组)放入温度箱内, 温度箱温度按照表2进行调节, 循环次数5次, 观察1h。 Put the cell(battery module) into the incubator, the temperature adjust according to table 2, repeating 5 times, and observing for 1h.
10	低气压 Low air pressure	不爆炸、不起火、不漏液 No explosion. No fire. No leakage.	a) 电池(组)标准充电; Standard charge; b) 电池(组)放入低气压箱内, 调节试验箱中气压为11.6 kPa, 温度为室温, 静置6h, 观察1h。 Put the cell(battery module) into the low air pressure box, and set air pressure at 11.6 kPa, laying for 6h at room temperature, and observing for 1h.

注: 1、电池组以五支或以上单体电池串联;

2、电池安全试验参考 GB/T 31485-2015 《电动汽车用动力蓄电池安全要求及试验方法》。

Notes: 1、The module contains five or more cells in series.

2、 Refer to GB/T 31485-2015 *power battery safety require and test methods for electric vehicles* .

表1 挤压力选取标准

Table 1 Squeezing force selecting standard

单体数 /n Cell number /n	挤压力/ KN Squeezing force/ KN
1	200
2~5	100×n
>5	500

表2 温度循环试验一个循环的温度和时间

Table 2 temperature and time of one temperature cycle test

温度/°C temperature/°C	时间/min time/min	累计时间/min Adding time/min	温度变化率°C/min Temperature change rate °C/min
25	0	0	0
-40	60	60	13/12
-40	90	150	0
25	60	210	13/12
85	90	300	2/3
85	110	410	0
25	70	480	6/7

5. 运输注意事项 Precautions for Transportation

电池应在 $\geq 30\%$ 荷电状态下包装成箱进行运输, 在运输过程中应防止剧烈振动、冲击或挤压、防止日晒雨淋, 不得倒置。适用于汽车、火车、轮船等交通工具运输。航空运输请参照 MH/T 1020-2013《锂电池航空运输规范》。

The batteries should be packed in boxes for transportation which should be not less than 30% SOC. They are also should be prevented from vibration, shock, extrusion, sun-scorched and rain-drenched. It could be delivered by car, train, boat, etc. If it will be delivered by air, please refer to MH/T 1020-2013 *Standards for transport of lithium batteries by air*.

6. 贮存注意事项 Precautions for Storage

电池贮存(超过1个月)在环境温度为 $-20^{\circ}\text{C}\sim 25^{\circ}\text{C}$ 的清洁、干燥通风的室内, 避免与腐蚀性物质接触, 远离火源及热源。在存放过程中, 禁止将电池倒置, 并避免机械冲击和重压。

The batteries should be stored (more than 1 month) in a clear, dry and ventilated room under ambient temperature of $-20^{\circ}\text{C}\sim 25^{\circ}\text{C}$, and it should be kept away from caustic material, fire source and heat source. Do not invert battery during storage; and avoid mechanical shock and stress.

长期不用时, 每六个月对电池进行一次标准充放电维护, 电池在 10%~30% 荷电状态(电压范围: 3.215V~3.305V)下贮存。

If the batteries kept for a long time, it should be charged and discharged at the standard model every six months. Store the battery in the state of 10%~30% SOC (voltage scope: 3.215V~3.305V).

电池储存温湿度具体要求如下:

The requirements of storage temperature and humidity are as follows:

1	贮存温度 Storage Temperature	标准储存温度 Standard Storage Temperature	$-20^{\circ}\text{C} \sim 25^{\circ}\text{C}$	
		绝对储存温度 Absolute Storage Temperature	$-20^{\circ}\text{C} \sim 45^{\circ}\text{C}$	短期(1个月内) Short term (within 1 month)
2	储存湿度 Storage Humidity		$< 70\% \text{ RH}$	

7. 充电注意事项 Precautions for Charging

7.1 充电电流 Charging Current

充电电流不得超过本规格书中规定的允许最大充电电流。使用高于推荐值电流充电将可能引起电池的充放电性能、机械性能和安全性能的问题, 并可能会导致发热或漏液。

The charging current should not be higher than the maximum value described in this specification. If the current is

higher than the current recommended , it could bring a series of problems , such as charging and discharging performance, mechanical property and safety, or even lead to overheat and leakage.

7.2 充电电压 Charging Voltage

充电电压不得超过本规格书中规定的绝对充电电压。电池电压高于绝对充电电压值时，将可能引起电池的充放电性能、机械性能和安全性能的问题，并可能会导致发热或漏液。

The charging voltage should not be higher than the absolute charging voltage described in this specification. If the voltage is higher than the absolute charging voltage, it could bring a series of problems, such as charging and discharging performance, mechanical property and safety, or even lead to overheat and leakage.

7.3 充电温度 Charging Temperature

电池必须在绝对充电温度：0℃~45℃的范围内进行充电(详见技术参数表)。

The battery should be charged under the absolute charging temperature of 0℃~45℃ (As shown in the technical parameters table).

7.4 禁止反向充电 Reversal charging

正确连接电池的正负极，严禁反向充电。若电池正负极接反，将导致电池报废并产生安全隐患。

Properly connect the terminals of positive and negative of the batteries. The reversal charging is forbidden. If the polarity is reversed, the battery will be damaged and safety problem may occur.

8. 放电注意事项 Precautions for Discharging

8.1 放电电流 Discharging Current

放电电流不得超过本规格书规定的最大放电电流，大电流放电会导致电池容量快速衰减并可能导致过热，甚至会出现电池冒烟并喷出黑色物质等极端情况。

The discharging current should not be higher than the maximum value described in this specification. Discharging with a higher current may result in the capacity fade and over-heat, even smoke or black material ejected from the case.

8.2 放电温度 Discharging Temperature

电池必须在绝对放电温度：-20℃~55℃的范围内进行放电(详见技术参数表)。

The battery should be discharged under the absolute discharging temperature of -20℃~55℃ (As shown in the Technical Parameters table).

8.3 禁止过放电 Over discharging

在电池正常使用过程中，应安装电池管理系统防止电池过放电的发生，若电池过放电，将导致电池报废并产

生安全隐患。

During normal usage, the battery management system should be applied to avoid over discharging. Once over discharging happens, the battery will be damaged or safety problem may occur.

需要注意的是，在电池长期未使用期间，它可能会由于其自放电特性而处于某种过放电状态。为防止过放电的发生，电池应定期充电，让电池处于 10%~30%荷电状态。

What should be paid attention to is that the battery can be in the state of over discharging because of self-discharging during storing a long time. To avoid over discharging, the battery should be charged according to a fixed schedule, keep the battery within the 10%~30% SOC.

9. 电池操作注意事项 Cautions of Battery Operation

9.1 使用电池前，请仔细阅读本规格书和注意电池表面标识。

Please read the instructions carefully and pay attention to the marks on the surface of battery before use.

9.2 在使用过程中，应远离热源、火源，切勿摔打电池，禁止坠落、冲击电池。

During using, please keep the battery away from heat source, fire source. Never beat, drop or shock the cell.

9.3 禁止直接焊接电池和用钉子或其它利器刺穿电池。

Do not directly solder the battery or pierce it with a nail or other sharp object.

9.4 禁止将电池倒置，并避免敲击、抛掷、踩踏和弯折电池等。

Do not invert the battery. Avoid striking, throwing, treading or bending.

9.5 禁止短路电池，以免电池严重损坏，发生危险。

Do not make battery short-circuited, prevent from damaging battery, danger incurring.

9.6 废弃电池请安全妥当处理，不要投入火中或水中。

Discarded battery should be well disposed. Do not throw it into the fire or water.

9.7 本电池只能使用锂离子电池专用充电设备充电。

This battery only can be charged with the specified charging equipment for lithium-ion battery.

9.8 电池箱设计注意事项（不同型号电池负责人根据实际情况更改以下事项，不涉及的可以删减）

Precautions for the Design of Battery Box

- 电池箱应有足够的机械强度以保证其内部电池免受机械撞击;
Battery box should have enough mechanical strength to make sure that the battery inside would avoid mechanical shock;
- 电池箱内安装电池的部位不应有锋利的边角;
Places inside of the box which are used to fix batteries should not have sharp edges;
- 电池箱的设计应充分考虑单体电池的散热问题, 由于电池箱散热设计问题导致的电芯或电池过热损坏, 中航锂电不承担质量保证责任;
The cooling issue of the battery box should be fully considered. Overheating damages to cells or batteries caused by battery box thermal design problem, CALB will not assume responsibility for such quality assurance;
- 电池箱设计中应充分考虑电池的防水、防尘问题, 电池箱必须满足国家有关标准规定的防水、防尘等级。由于防水、防尘问题而导致的电芯或电池的损坏(如腐蚀、生锈等), 中航锂电不承担质量保证责任。
Battery box design should be fully considered about the battery waterproof and dustproof problem, battery box must meet the relevant national standards for water and dust levels. Cell or battery damage due to water, dust problems caused (such as corrosion, rust, etc.), CALB will not assume responsibility for such quality assurance.

9.9 电池的连接 Connection of the Cells

- 使用前应用细砂纸打磨极柱和连接片, 确保金属表面没有氧化层, 否则可能会导致接触不良, 功能失效。
Rub the terminals and bus bar with sandpaper before usage to make sure that there isn't oxide layer on the metal surface; otherwise poor contact may incur which may leads to improper function.
- 建议使用合适的连接片来连接电池。电池在 1C 放电电流时, 导电条与极柱之间的保证压降 $<3\text{mV}$, 可保障不因连接电阻过大导致的异常发热。
Suitable material is suggested to connect the terminals. When the battery was discharged at 1c, the voltage between the terminals and bus bar should be less than 3mV , making sure that exceptional heat did not occur because of the overlarge contacting resistance.
- 建议使用合适的连接片来连接电池。
Suitable material is suggested to connect the terminals.
- 采用专用扳手等工具进行连接操作。
Specified spanner is used to connect terminals.
- 推荐使用螺母拧紧扭矩: 14Nm ; 螺母可承受的最大拧紧扭矩: 16Nm 。

The recommended tightening torque on the battery nuts is 14Nm; The maximum allowable tightening torque on the battery nuts is 16Nm.

9.10 电池管理系统的应用 Applications of Battery Management System (BMS)

客户应配置电池管理系统，严密监控、管理与保护每个电池。

Customers should configure a BMS which is used for strictly monitoring, management and protection.

- 客户应具有电池管理系统详细的设计方案，并对系统特点、框架，系统数据、格式等相关信息进行评估，建立电池管理档案。

Customers should have a detailed design of BMS, assess system features, frameworks, system data, format and other related information, and establish battery management file.

- 客户不可擅自修改或者改变电池管理系统的设计和框架，以免影响电池的使用性能。

The design or framework of BMS must not be changed without permission, so as not to affect the performance of battery.

- 客户应保存完整的电池运转的监测数据，用作产品质量责任划分的参考。不具备完整的电池系统使用期限内的监测数据的，中航锂电不承担产品质量保证责任。

Customers should keep a complete battery operation monitoring data as the reference of responsibility division for product quality. Without complete battery operation monitoring data within system usage period, CALB will not assume responsibility for such quality assurance.

- 避免电池达到过放状态。电池电压低于 2.0V 时，电池内部可能会遭到永久性的破坏，此时中航锂电的产品质量保证责任失效。当放电截止电压低于 2.5V 时，客户需在最短的时间内重新充电，防止电池进入过放状态。

Avoid over-discharge state. When the battery voltage is lower than 2.0V, the internal battery may suffer permanent damage, now the quality assurance responsibilities of the product of CALB failure. When the discharge cut-off voltage is lower than 2.5V, Customers need re-charge in the shortest time to prevent the battery from the over-discharge state.

- 电池避免在本规格书禁止的低温条件下充电（包括标准充电，快充，紧急情况充电和再生充电），否则可能出现意外的容量降低现象。电池管理系统应依照最小的充电和再生充电温度进行控制。禁止在低于本规格书规定的温度条件下充电，否则中航锂电不承担质量保证责任。

Charging at low temperature is forbidden in this specification (including standard charge, fast charge, emergency charge and regenerative charge), or it may reduce the capacity. Battery management system should control temperature following the minimum charge and regenerative charging temperature. Charging under the

low temperature is prohibited in provisions in this specification; otherwise the CALB does not assume responsibility for quality assurance.

9.11 维护保养请参见《中航锂电锂离子动力电池安装操作和使用保养手册》

Refer to *CALB Lithium-ion Battery Installation Using and Maintenance Manual* for maintenance.

10. 紧急情况处理 Emergency Treatment

- 如果电池发生泄露，电解液进入眼睛，请不要揉擦，应用清水冲洗眼睛，并立即送医治疗，否则会伤害眼睛；

If the leakage of electrolyte happens, and the electrolyte enters into eyes, rinsing them out with clear water and get a treatment in the hospital immediately instead of rubbing eyes, or the eyes may get hurt;

- 如果电池使用以及贮存过程中发出异味、发热、变色、变形等异常，应立即切断电源，若电池表面温度较高，待电池冷却后，将电池从装置或充电设备中移离；

During the usage and storage process, if any peculiar smell, heat, color changing and deformation or any other abnormal occur to the battery, please cut off the power immediately. If the cell surface has got high temperature, please remove it from the device or charging equipment after it gets cool;

- 电池在极端条件下不会发生爆炸，但可能会有冒烟现象发生，遇到该情况可采取将电池隔绝空气的措施，如掩盖沙土，或使用二氧化碳灭火器、干粉灭火器，切忌用水，待烟雾散去后再进行处理。

Explosion will not occur under extreme conditions, but the battery may smoke, for this situation the cell should be isolated from air by any measures except using water, such as covering with sand, or using carbon dioxide fire extinguisher, dry powder fire extinguisher. The cell should be treated after smoke scattering.

11. 其它事项 Others

任何本规格书中未提及的事项，请咨询本公司。当本规格书版本更新时，本公司不做另行通知。

If there are any items not mentioned in this specification, please contact our company. When the version of the specification is updated, the Company will not issue a separate notice.

附录 Appendix:

1. 单体电池常温放电典型曲线图

A typical curve of single cell discharged at room temperature.

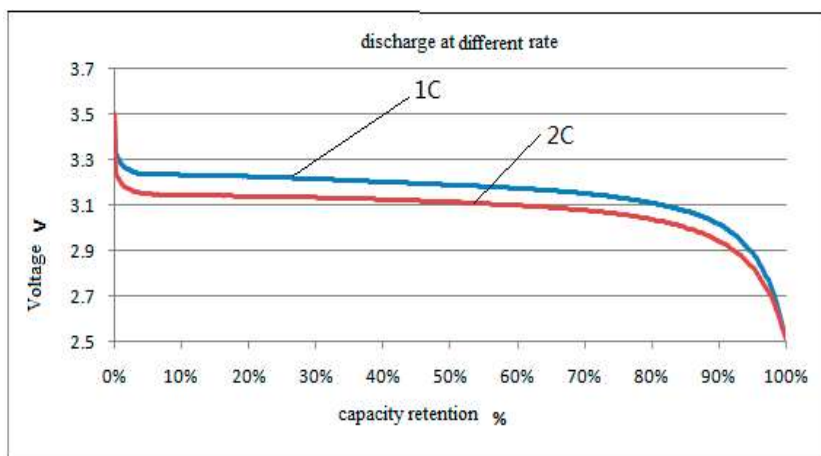


图 1. CA100 常温放电曲线

Graph1. Discharge curve of CA100 at room temperature

2. 单体电池不同温度 100A 放电典型曲线图

A typical curve of single cell discharged with 100A at different temperature.

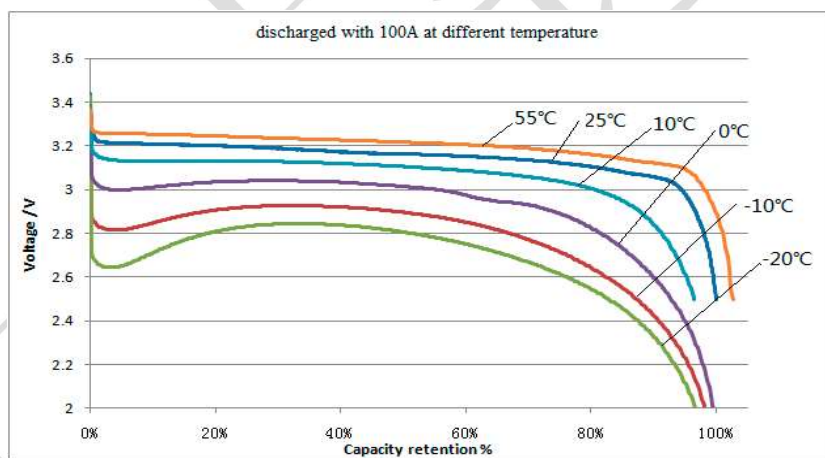


图 2. CA100 不同温度放电曲线

Graph2. Discharge curves of CA100 at different temperatures

3. 单体电池 2000 次循环图

2000 times cycling curve of single cell

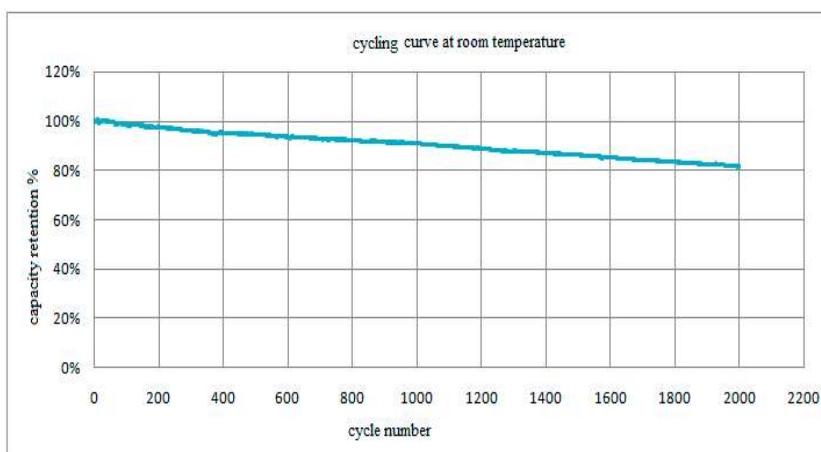


图 3. CA100 常温循环曲线
Graph3. cycling curve of CA100 at room temperatures

4. 单体电池立体效果图 3D effect picture of the cell



注：单体电池警示标签的内容会根据电池的认证情况和使用区域而变化，确切内容请咨询销售人员。
Notes: The content of warning labels will slightly modified according to different certification and application regions of the cell. For more details, please contact the sales staff.