



Clubfurniture Contract

Toll Free 1-888-378-8383



SEATING

FULLY UPHOLSTERED Call Toll Free 1-888-378-8383 For Pricing

HC9500-001 CHLOE SOFA



Width: 76	Seat Width: 67	Arm Height: 25	Optional Nailhead:
Depth: 33	Seat Depth: 19 1/2	YDS: 11	1/2" add \$75 List
Height: 36 1/2	Seat Height: 19		

Tight back, loose seat cushions, and removable seat deck with moisture barrier.

HC9500-003 CHLOE SETTEE



Width: 54 3/4	Seat Width: 45	Arm Height: 25	Optional Nailhead:
Depth: 33	Seat Depth: 19 1/2	YDS: 7 1/2	1/2" add \$75 List
Height: 36 1/2	Seat Height: 19		

Tight back, loose seat cushions, and removable seat deck with moisture barrier.

HC9500-005 CHLOE CHAIR



Width: 29 1/2	Seat Width: 20	Arm Height: 25	Optional Nailhead:
Depth: 33	Seat Depth: 19 1/2	YDS: 6 1/2	1/2" add \$75 List
Height: 36 1/2	Seat Height: 19		

Tight back, loose seat cushion, and removable seat deck with moisture barrier.

HC9504-005 MITCHELL CHAIR



Width: 34	Seat Width: 20	Arm Height: 24	Optional Nailhead:
Depth: 34	Seat Depth: 19	YDS: 6	1/2" add \$75 List
Height: 39	Seat Height: 19 1/2		3/4" add \$85 List

Tight back, loose seat cushion, and removable seat deck with moisture barrier.

FULLY UPHOLSTERED Call Toll Free 1-888-378-8383 For Pricing

HC9508-001 TAMALIN SOFA



Width: 75	Seat Width: 66	Arm Height: 23
Depth: 34 1/2	Seat Depth: 19	YDS: 12
Height: 39	Seat Height: 19	

Tight back, loose seat cushions, and removable seat deck with moisture barrier.

HC9508-003 TAMALIN SETTEE



Width: 53	Seat Width: 53	Arm Height: 23
Depth: 34 1/2	Seat Depth: 19	YDS: 8
Height: 39	Seat Height: 19	

Tight back, loose seat cushions, and removable seat deck with moisture barrier.

HC9508-005 TAMALIN CHAIR



Width: 29	Seat Width: 20	Arm Height: 23
Depth: 34 1/2	Seat Depth: 19	YDS: 6
Height: 39	Seat Height: 19	

Tight back, loose seat cushion, and removable seat deck with moisture barrier.

HC9516-005 AUBREE CHAIR



Width: 29 1/2	Seat Width: 20	Arm Height: 24 1/2	Optional Nailhead: 1/2" add \$75 List 3/4" add \$85 List
Depth: 31	Seat Depth: 20	YDS: 6	
Height: 39	Seat Height: 19		

Tight back, loose seat cushion, and removable seat deck with moisture barrier.

FULLY UPHOLSTERED Call Toll Free 1-888-378-8383 For Pricing



HC9520-005 JAXON CHAIR

Width: 27 1/2	Seat Width: 19	Arm Height: 25	Optional Nailhead:
Depth: 32	Seat Depth: 19 1/2	YDS: 5 1/2	1/2" add \$75 List
Height: 34	Seat Height: 19		3/4" add \$85 List

Tight back, loose seat cushion, and removable seat deck with moisture barrier.



HC9524-005 HYDE CHAIR

Width: 29 1/2	Seat Width: 22	Arm Height: 25 1/2	Optional Nailhead:
Depth: 33	Seat Depth: 19	YDS: 7 1/2	1/2" add \$75 List
Height: 40 1/2	Seat Height: 19		3/4" add \$85 List

Tight back, loose seat cushion, and removable seat deck with moisture barrier.



HC9530-005 BAIDEN CHAIR

Width: 34 1/2	Seat Width: 21	Arm Height: 24 1/2	Optional Nailhead:
Depth: 34	Seat Depth: 20	YDS: 6 1/2	1/2" add \$75 List
Height: 36	Seat Height: 19 1/2		3/4" add \$85 List

Tight back, loose seat cushion, and removable seat deck with moisture barrier.



HC9540-005 ELLIE CHAIR

Width: 28 1/2	Seat Width: 19	Arm Height: 24 1/2	Optional Nailhead:
Depth: 34	Seat Depth: 20	YDS: 5 1/2	1/2" add \$75 List
Height: 35	Seat Height: 19		3/4" add \$85 List

Tight back, loose seat cushion, and removable seat deck with moisture barrier.

FULLY UPHOLSTERED Call Toll Free 1-888-378-8383 For Pricing



HC9542-005 AVERY CHAIR

Width: 30	Seat Width: 20	Arm Height: 25	Optional Nailhead: 1/2" add \$75 List 3/4" add \$85 List
Depth: 32 1/2	Seat Depth: 20	YDS: 6 1/2	
Height: 35	Seat Height: 18 1/2		

Tight back, loose seat cushion, and removable seat deck with moisture barrier.



HC9544-005 HARPER CHAIR

Width: 33	Seat Width: 20	Arm Height: 24 1/2
Depth: 32	Seat Depth: 19	YDS: 5 1/2
Height: 35	Seat Height: 19 1/2	

Tight back, loose seat cushion, and removable seat deck with moisture barrier.



HC9546-005 WILSON CHAIR

Width: 30	Seat Width: 18 1/2	Arm Height: 24 1/2
Depth: 32 1/2	Seat Depth: 20	YDS: 5 1/2
Height: 34	Seat Height: 19 1/2	

Tight back, loose seat cushion, and removable seat deck with moisture barrier.



HC9552-005 LONDON CHAIR

Width: 31 1/2	Seat Width: 21	Arm Height: 25	Optional Nailhead: 1/2" add \$75 List 3/4" add \$85 List
Depth: 32	Seat Depth: 19	YDS: 6 1/2	
Height: 35	Seat Height: 20 1/2		

Tight back, loose seat cushion, and removable seat deck with moisture barrier.

FULLY UPHOLSTERED Call Toll Free 1-888-378-8383 For Pricing



HC9556-005 RACHAEL CHAIR

Width: 29 1/2	Seat Width: 19	Arm Height: 24 1/2
Depth: 33 1/2	Seat Depth: 19 1/2	YDS: 5
Height: 42	Seat Height: 19	

Tight back, loose seat cushion, and removable seat deck with moisture barrier.



HC9560-005 OLIVIA CHAIR

Width: 32 1/2	Seat Width: 19	Arm Height: 24	Optional Nailhead:
Depth: 34	Seat Depth: 19	YDS: 7	1/2" add \$75 List
Height: 42 1/2	Seat Height: 21 1/2		3/4" add \$85 List

Tight back, loose seat cushion, and removable seat deck with moisture barrier.



HC9564-005 ZOE CHAIR

Width: 28 1/2	Seat Width: 20	Arm Height: 25	Optional Nailhead:
Depth: 32	Seat Depth: 19	YDS: 6	1/2" add \$75 List
Height: 43 1/2	Seat Height: 19 1/2		

Tight back with removable seat.



HC9566-005 CURRY CHAIR

Width: 32	Seat Width: 21	Arm Height: 21	Optional Nailhead:
Depth: 32	Seat Depth: 19	YDS: 7 1/2	1/2" add \$75 List
Height: 37	Seat Height: 18		3/4" add \$85 List

Tight back, loose seat cushion, and removable seat deck with moisture barrier.

FULLY UPHOLSTERED Call Toll Free 1-888-378-8383 For Pricing



HC9568-001 LUCY SOFA

Width: 77	Seat Width: 60	Arm Height: 26
Depth: 33 1/2	Seat Depth: 19	YDS: 15
Height: 36	Seat Height: 20 1/2	

All loose pillows sold separately.
Please refer to pages 48/49 for pricing.

Semi-attached back, loose seat cushions, and removable seat deck with moisture barrier.



HC9568-003 LUCY SETTEE

Width: 61 1/2	Seat Width: 46	Arm Height: 26
Depth: 33 1/2	Seat Depth: 19	YDS: 11
Height: 36	Seat Height: 20 1/2	

Semi-attached back, loose seat cushions, and removable seat deck with moisture barrier.



HC9568-005 LUCY CHAIR

Width: 39	Seat Width: 21	Arm Height: 26
Depth: 33 1/2	Seat Depth: 19	YDS: 9
Height: 36	Seat Height: 20 1/2	

Semi-attached back, loose seat cushion, and removable seat deck with moisture barrier.



HC9572-002 WYATT SOFA

Width: 83 1/2	Seat Width: 72	Arm Height: 24 1/2
Depth: 36	Seat Depth: 19	YDS: 16
Height: 35	Seat Height: 19	

All loose pillows sold separately.
Please refer to pages 48/49 for pricing.

Semi-attached back, loose seat cushions, and removable seat deck with moisture barrier.

FULLY UPHOLSTERED Call Toll Free 1-888-378-8383 For Pricing



HC9572-003 WYATT SETTEE

Width: 59	Seat Width: 49	Arm Height: 24 1/2
Depth: 36	Seat Depth: 19	YDS: 11
Height: 35	Seat Height: 19	

Semi-attached back, loose seat cushions, and removable seat deck with moisture barrier.



HC9572-005 WYATT CHAIR

Width: 32	Seat Width: 21 1/2	Arm Height: 24 1/2
Depth: 36	Seat Depth: 19	YDS: 7 1/2
Height: 35	Seat Height: 19	

Semi-attached back, loose seat cushion, and removable seat deck with moisture barrier.



HC9580-001 BURKE SOFA

Width: 83	Seat Width: 66	Arm Height: 31	Optional Nailhead:
Depth: 34 1/2	Seat Depth: 20 1/2	YDS: 15 1/2	1/2" add \$75 List
Height: 34 1/2	Seat Height: 20 1/2		

All loose pillows sold separately.
Please refer to pages 48/49 for pricing.

Semi-attached back, loose seat cushions, and removable seat deck with moisture barrier. Seat width without bolsters is 76".



HC9580-003 BURKE SETTEE

Width: 55	Seat Width: 38	Arm Height: 31	Optional Nailhead:
Depth: 34 1/2	Seat Depth: 20 1/2	YDS: 13	1/2" add \$75 List
Height: 34 1/2	Seat Height: 20 1/2		

Semi-attached back, loose seat cushions, and removable seat deck with moisture barrier. Seat width without bolsters is 48".

FULLY UPHOLSTERED Call Toll Free 1-888-378-8383 For Pricing



HC9580-005 BURKE CHAIR

Width: 35 1/2	Seat Width: 27	Arm Height: 31	Optional Nailhead:
Depth: 34 1/2	Seat Depth: 20 1/2	YDS: 10	1/2" add \$75 List
Height: 34 1/2	Seat Height: 20 1/2		

Semi-attached back, loose seat cushion, and removable seat deck with moisture barrier.



HC9608-002 LAYNE SOFA

Width: 73	Seat Width: 67 3/4	Arm Height: 25 5/8
Depth: 32 1/4	Seat Depth: 19 3/4	YDS: 13
Height: 43	Seat Height: 19	

Tight back, loose seat cushions, and removable seat deck with moisture barrier.



HC9608-003 LAYNE SETTEE

Width: 53 1/4	Seat Width: 46	Arm Height: 25 5/8
Depth: 32 1/4	Seat Depth: 19 3/4	YDS: 8
Height: 43	Seat Height: 19	

Tight back, loose seat cushions, and removable seat deck with moisture barrier.



HC9608-005 LAYNE CHAIR

Width: 28 1/4	Seat Width: 21 1/2	Arm Height: 25 5/8
Depth: 32 1/4	Seat Depth: 19 3/4	YDS: 6 1/2
Height: 43	Seat Height: 19	

Tight back, loose seat cushion, and removable seat deck with moisture barrier.

FULLY UPHOLSTERED Call Toll Free 1-888-378-8383 For Pricing



HC9609-002 LAYNE SOFA (with Arm Caps)

Width: 73	Seat Width: 67 3/4	Arm Height: 26 1/8
Depth: 32 1/4	Seat Depth: 19 3/4	YDS: 13
Height: 43	Seat Height: 19	

Tight back, loose seat cushions, and removable seat deck with moisture barrier.

Field replaceable arm caps are available in solid hardwood. Hardwood arm caps are available in standard seating finishes.



HC9609-003 LAYNE SETTEE (with Arm Caps)

Width: 53 1/4	Seat Width: 46	Arm Height: 26 1/8
Depth: 32 1/4	Seat Depth: 19 3/4	YDS: 8
Height: 43	Seat Height: 19	

Tight back, loose seat cushions, and removable seat deck with moisture barrier.

Field replaceable arm caps are available in solid hardwood. Hardwood arm caps are available in standard seating finishes.



HC9609-005 LAYNE CHAIR (with Arm Caps)

Width: 28 1/4	Seat Width: 21 1/2	Arm Height: 26 1/8
Depth: 32 1/4	Seat Depth: 19 3/4	YDS: 6 1/2
Height: 43	Seat Height: 19	

Tight back, loose seat cushion, and removable seat deck with moisture barrier.

Field replaceable arm caps are available in solid hardwood. Hardwood arm caps are available in standard seating finishes.



HC9630-005 EMMA CHAIR

Width: 29	Seat Width: 19 1/2	Arm Height: 26 1/2
Depth: 35 1/2	Seat Depth: 19 1/2	YDS: 5
Height: 36 1/2	Seat Height: 19	

Tight back, loose seat cushion, and removable seat deck with moisture barrier.

FULLY UPHOLSTERED Call Toll Free 1-888-378-8383 For Pricing



HC9634-005 CLIFTON CHAIR

Width: 29	Seat Width: 20	Arm Height: 26 1/2
Depth: 35 1/2	Seat Depth: 19 1/2	YDS: 6
Height: 38 1/2	Seat Height: 18 1/2	

Tight back, loose seat cushion, and removable seat deck with moisture barrier.



HC9640-002 LIVY SOFA

Width: 73	Seat Width: 63	Arm Height: 23 1/2
Depth: 36	Seat Depth: 19	YDS: 12 1/2
Height: 35	Seat Height: 19	

Semi-attached back, loose seat cushions, and fixed seat deck with moisture barrier and clean out.



HC9640-003 LIVY SETTEE

Width: 51 1/2	Seat Width: 42 1/2	Arm Height: 23 1/2
Depth: 36	Seat Depth: 19	YDS: 9 1/2
Height: 35	Seat Height: 19	

Semi-attached back, loose seat cushions, and fixed seat deck with moisture barrier and clean out.



HC9640-005 LIVY CHAIR

Width: 31	Seat Width: 21	Arm Height: 23 1/2
Depth: 36	Seat Depth: 19	YDS: 6 1/2
Height: 35	Seat Height: 19	

Semi-attached back, loose seat cushion, and fixed seat deck with moisture barrier and clean out.

FULLY UPHOLSTERED Call Toll Free 1-888-378-8383 For Pricing

HC9641-002 STERLING SOFA



Width: 74	Seat Width: 67	Arm Height: 24	Optional Nailhead:
Depth: 32 1/2	Seat Depth: 19	YDS: 10	1/2" add \$75 List
Height: 35 3/4	Seat Height: 19 1/2		

Tight back, loose seat cushions, and removable seat deck with moisture barrier.

HC9641-003 STERLING SETTEE



Width: 52 1/2	Seat Width: 45 1/2	Arm Height: 24	Optional Nailhead:
Depth: 32 1/2	Seat Depth: 19	YDS: 7 1/2	1/2" add \$75 List
Height: 35 3/4	Seat Height: 19 1/2		

Tight back, loose seat cushions, and removable seat deck with moisture barrier.

HC9641-005 STERLING CHAIR



Width: 30	Seat Width: 23	Arm Height: 24	Optional Nailhead:
Depth: 32 1/2	Seat Depth: 19	YDS: 6	1/2" add \$75 List
Height: 35 3/4	Seat Height: 19 1/2		

Tight back, loose seat cushion, and removable seat deck with moisture barrier.

HC9642 -001 TALBOT SOFA WITH BUTTONS



Width: 78 3/4	Seat Width: 71 3/4	Arm Height: 24	
Depth: 32	Seat Depth: 19	YDS: 12	
Height: 37 1/2	Seat Height: 19 3/4		

Tight back, loose seat cushions, and removable seat deck with moisture barrier.

FULLY UPHOLSTERED Call Toll Free 1-888-378-8383 For Pricing



HC9642-005 TALBOT CHAIR WITH BUTTONS

Width: 30	Seat Width: 22	Arm Height: 24
Depth: 32	Seat Depth: 19	YDS: 5 1/2
Height: 37 1/2	Seat Height: 19 3/4	

Tight back, loose seat cushion, and removable seat deck with moisture barrier.



HC9642-013 TALBOT SETTEE WITH BUTTONS

Width: 50	Seat Width: 42	Arm Height: 24
Depth: 32	Seat Depth: 19	YDS: 7
Height: 37 1/2	Seat Height: 19 3/4	

Tight back, loose seat cushion, and removable seat deck with moisture barrier.



HC9645-001 TALBOT SOFA WITHOUT BUTTONS

Width: 78 3/4	Seat Width: 71 3/4	Arm Height: 24
Depth: 32	Seat Depth: 19	YDS: 12
Height: 37 1/2	Seat Height: 19 3/4	

Tight back, loose seat cushions, and removable seat deck with moisture barrier.



HC9645-005 TALBOT CHAIR WITHOUT BUTTONS

Width: 30	Seat Width: 22	Arm Height: 24
Depth: 32	Seat Depth: 19	YDS: 5 1/2
Height: 37 1/2	Seat Height: 19 3/4	

Tight back, loose seat cushion, and removable seat deck with moisture barrier.

FULLY UPHOLSTERED Call Toll Free 1-888-378-8383 For Pricing



HC9645-013 TALBOT SETTEE WITHOUT BUTTONS

Width: 50	Seat Width: 42	Arm Height: 24
Depth: 32	Seat Depth: 19	YDS: 7
Height: 37 1/2	Seat Height: 19 3/4	

Tight back, loose seat cushion, and removable seat deck with moisture barrier.



HC9648-005 ANITA CHAIR

Width: 28	Seat Width: 22 1/2	Arm Height: 24 3/4
Depth: 31	Seat Depth: 19 1/2	YDS: 4 1/2
Height: 36	Seat Height: 19 1/2	

Tight back and tight seat.



HC9666-002 LACY SOFA

Width: 69 3/4	Seat Width: 65	Arm Height: 25
Depth: 33	Seat Depth: 19 1/2	YDS: 13.5
Height: 38	Seat Height: 18 3/4	

Semi-attached back, loose seat cushions, and removable seat deck with moisture barrier.



HC9666-003 LACY SETTEE

Width: 47 3/4	Seat Width: 43	Arm Height: 25
Depth: 33	Seat Depth: 19 1/2	YDS: 9.5
Height: 38	Seat Height: 18 3/4	

Semi-attached back, loose seat cushions, and removable seat deck with moisture barrier.

FULLY UPHOLSTERED Call Toll Free 1-888-378-8383 For Pricing



HC9666-005 LACY CHAIR

Width: 28 1/2	Seat Width: 22	Arm Height: 25
Depth: 33	Seat Depth: 19 1/2	YDS: 6.5
Height: 38	Seat Height: 18 3/4	

Semi-attached back, loose seat cushion, and removable seat deck with moisture barrier.



HC9667-005 IZZY CHAIR

Width: 28	Seat Width: 20 1/2	Arm Height: 24 1/2
Depth: 29	Seat Depth: 19 1/2	YDS: 4
Height: 32 1/2	Seat Height: 19 1/2	

Tight back and tight seat.



HC9683-005 ALDRICH CHAIR

Width: 32	Seat Width: 20	Arm Height: 24 1/2	Optional Nailhead: 1/2" add \$75 List
Depth: 33	Seat Depth: 20 3/4	YDS: 5.5	
Height: 40 1/2	Seat Height: 19 1/2		

Tight back, loose seat cushion, and removable seat deck with moisture barrier.



HC9696-005 IVEY CHAIR

Width: 30 3/4	Seat Width: 23	Arm Height: 27
Depth: 28 3/4	Seat Depth: 21 1/2	YDS: 5.5
Height: 30 1/2	Seat Height: 18 1/2	

Tight back and tight seat.

FULLY UPHOLSTERED Call Toll Free 1-888-378-8383 For Pricing



HC9697-005 ANDIE CHAIR

Width: 29 1/4	Seat Width: 24	Arm Height: 26 1/2
Depth: 34	Seat Depth: 20	YDS: 7
Height: 47 1/2	Seat Height: 19 3/4	

Tight back with removable seat.



HC9698-005 XAVIER CHAIR

Width: 32	Seat Width: 20	Arm Height: 24 1/2
Depth: 33	Seat Depth: 20 3/4	YDS: 5.75
Height: 40 1/2	Seat Height: 19 1/2	

Tight back with removable seat.



HC9699-002 ADELYN SOFA WITH TUFTED BACK

Width: 71	Seat Width: 64	Arm Height: 24	Optional Nailhead:
Depth: 33	Seat Depth: 19 1/2	YDS: 10	1/2" add \$75 List
Height: 39	Seat Height: 19 1/2		

Tight back, loose seat cushions, and removable seat deck with moisture barrier.



HC9699-003 ADELYN SETTEE WITH TUFTED BACK

Width: 49 1/2	Seat Width: 43	Arm Height: 24	Optional Nailhead:
Depth: 33	Seat Depth: 19 1/2	YDS: 8 1/2	1/2" add \$75 List
Height: 39	Seat Height: 19 1/2		

Tight back, loose seat cushions, and removable seat deck with moisture barrier.

FULLY UPHOLSTERED Call Toll Free 1-888-378-8383 For Pricing



HC9699-005 ADELYN CHAIR WITH TUFTED BACK

Width: 28	Seat Width: 20 1/2	Arm Height: 24	Optional Nailhead:
Depth: 33	Seat Depth: 19 1/2	YDS: 5.5	1/2" add \$75 List
Height: 39	Seat Height: 19 1/2		

Tight back, loose seat cushion, and removable seat deck with moisture barrier.



HC9702-002 ADELYN SOFA WITH PLAIN BACK

Width: 71	Seat Width: 64	Arm Height: 24	Optional Nailhead:
Depth: 33	Seat Depth: 19 1/2	YDS: 10	1/2" add \$75 List
Height: 39	Seat Height: 19 1/2		

Tight back, loose seat cushions, and removable seat deck with moisture barrier.



HC9702-003 ADELYN SETTEE WITH PLAIN BACK

Width: 49 1/2	Seat Width: 43	Arm Height: 24	Optional Nailhead:
Depth: 33	Seat Depth: 19 1/2	YDS: 8 1/2	1/2" add \$75 List
Height: 39	Seat Height: 19 1/2		

Tight back, loose seat cushions, and removable seat deck with moisture barrier.



HC9702-005 ADELYN CHAIR WITH PLAIN BACK

Width: 28	Seat Width: 20 1/2	Arm Height: 24	Optional Nailhead:
Depth: 33	Seat Depth: 19 1/2	YDS: 5.5	1/2" add \$75 List
Height: 39	Seat Height: 19 1/2		

Tight back, loose seat cushion, and removable seat deck with moisture barrier.



HC9705-005 ARTIE CHAIR

Width: 30	Seat Width: 20 1/2	Arm Height: 27	Optional Nailhead:
Depth: 33	Seat Depth: 19 1/2	YDS: 5	1/2" add \$75 List
Height: 35 1/2	Seat Height: 19 1/2		

Tight back, loose seat cushion, and removable seat deck with moisture barrier.



HC9706-005 RHIANNA CHAIR WITHOUT BUTTONS

Width: 28 1/2	Seat Width: 20 1/2	Arm Height: 25	Optional Nailhead:
Depth: 32 1/2	Seat Depth: 19 1/2	YDS: 4 1/2	1/2" add \$75 List
Height: 42	Seat Height: 19 1/2		

Tight back, loose seat cushion, and removable seat deck with moisture barrier.



HC9707-005 ISABELLE CHAIR

Width: 28	Seat Width: 20	Arm Height: 25	Optional Nailhead:
Depth: 32	Seat Depth: 19	YDS: 5 1/2	1/2" add \$75 List
Height: 35 1/2	Seat Height: 19 1/2		

Tight back, loose seat cushion, and removable seat deck with moisture barrier.



HC9708-005 RHIANNA CHAIR WITH BUTTONS

Width: 28 1/2	Seat Width: 20 1/2	Arm Height: 25	Optional Nailhead:
Depth: 32 1/2	Seat Depth: 19 1/2	YDS: 4 1/2	1/2" add \$75 List
Height: 42	Seat Height: 19 1/2		

Tight back, loose seat cushion, and removable seat deck with moisture barrier.

FULLY UPHOLSTERED Call Toll Free 1-888-378-8383 For Pricing



HC9709-005 ANSLEIGH CHAIR

Width: 31	Seat Width: 23	Arm Height: 24	Optional Nailhead:
Depth: 38	Seat Depth: 19	YDS: 6 1/2	1/2" add \$75 List
Height: 44	Seat Height: 19		

21" x 15" Tethered back pillow, loose seat cushion, and fixed seat deck with moisture barrier.

ACCENT CHAIRS Call Toll Free 1-888-378-8383 For Pricing



HC9618-005 DRAKE CHAIR

Width: 26 1/2	Seat Width: 22 1/2	Arm Height: 25	1/2" Nailhead Included. Available without nailhead. Specify on purchase order.
Depth: 37	Seat Depth: 19 w/Pillow	YDS (Body): 4	
Height: 39 1/4	Seat Height: 19	YDS (Pillow): 1 1/2	

22" x 28" Tethered back pillow, loose seat cushion, and fixed seat deck with moisture barrier.



HC9620-005 DARBY CHAIR

Width: 26 3/4	Seat Width: 20	Arm Height: 24 1/4
Depth: 32 1/4	Seat Depth: 21 1/4	YDS: 3 1/2
Height: 34 3/4	Seat Height: 19	

Tight back, loose seat cushion, and fixed seat deck with moisture barrier.



HC9620-010 DARBY SETTEE

Width: 50 1/4	Seat Width: 43	Arm Height: 24 1/4
Depth: 32 1/4	Seat Depth: 21 3/4	YDS: 6 1/2
Height: 34 3/4	Seat Height: 19	

Tight back, loose seat cushion, and fixed seat deck with moisture barrier.



HC9624-005 DELANY CHAIR

Width: 28 1/4	Seat Width: 22 1/2	Arm Height: 24 1/4
Depth: 32 3/4	Seat Depth: 21 1/2	YDS: 4 1/2
Height: 36	Seat Height: 19	

Tight back, loose seat cushion, and fixed seat deck with moisture barrier.

ACCENT CHAIRS Call Toll Free 1-888-378-8383 For Pricing



HC9626-005 DELILA CHAIR

Width: 28 1/2	Seat Width: 19 1/2	Arm Height: 26 1/4
Depth: 31 1/2	Seat Depth: 21	YDS: 4 1/2
Height: 37	Seat Height: 19	

Tight back, loose seat cushion, and fixed seat deck with moisture barrier.



HC9660-005 AUGUSTA CHAIR

Width: 30	Seat Width: 25	Arm Height: 24
Depth: 32	Seat Depth: 19	YDS: 3
Height: 36	Seat Height: 19	

Tight back and tight seat.



HC9661-005 DELLA CHAIR

Width: 25 1/4	Seat Width: 21 1/2	Arm Height: 25 1/4
Depth: 31	Seat Depth: 19	YDS: 3
Height: 36	Seat Height: 19	

Tight back and tight seat.



HC9663-005 CARMEN CHAIR

Width: 31 1/2	Seat Width: 21 1/2	Arm Height: 25 1/2
Depth: 30 1/2	Seat Depth: 19	YDS: 5
Height: 32 3/4	Seat Height: 19 3/4	

Semi-attached back, loose seat cushion, and fixed seat deck with moisture barrier.

ACCENT CHAIRS Call Toll Free 1-888-378-8383 For Pricing



HC9675-005 SABRINA CHAIR

Width: 25 1/2	Seat Width: 19	Arm Height: 25 1/2
Depth: 26 1/2	Seat Depth: 20	YDS: 3
Height: 34	Seat Height: 19	

Tight back and tight seat.



HC9676-005 BENJAMIN CHAIR

Width: 25 1/2	Seat Width: 19	Arm Height: 26 1/2
Depth: 26 1/2	Seat Depth: 20	YDS: 3
Height: 34	Seat Height: 19	

Tight back and tight seat.



HC9677-005 SHELBY CHAIR

Width: 26	Seat Width: 18	Arm Height: 27
Depth: 26	Seat Depth: 20	YDS: 3
Height: 34	Seat Height: 19	

Tight back and tight seat with clean out between seat and back.



HC9678-005 LYDIA CHAIR

Width: 25 1/2	Seat Width: 19	Arm Height: 27
Depth: 27	Seat Depth: 20	YDS: 3
Height: 35 1/4	Seat Height: 19	

Tight back and tight seat.

ACCENT CHAIRS Call Toll Free 1-888-378-8383 For Pricing



HC9679-005 GRADY CHAIR

Width: 25 1/2	Seat Width: 20	Arm Height: 26 1/2
Depth: 26	Seat Depth: 19 1/2	YDS: 3
Height: 33 1/2	Seat Height: 19 1/2	

Tight back and tight seat.



HC9680-005 EVERETT CHAIR

Width: 25 1/2	Seat Width: 20 1/2	Arm Height: 26 1/2
Depth: 26 1/4	Seat Depth: 19 1/2	YDS: 3
Height: 34	Seat Height: 19	

Tight back and tight seat.



HC9681-005 OPHELIA CHAIR

Width: 25 1/2	Seat Width: 19	Arm Height: 26 1/2
Depth: 26 1/4	Seat Depth: 18	YDS: 3 1/2
Height: 36 1/2	Seat Height: 19	

Tight back and tight seat.



HC9682-005 MONROE CHAIR

Width: 25	Seat Width: 19	Arm Height: 26
Depth: 27	Seat Depth: 19 1/2	YDS: 3
Height: 34	Seat Height: 19	

Tight back and tight seat.

ACCENT CHAIRS Call Toll Free 1-888-378-8383 For Pricing



HC9684-005 CORALEE CHAIR

Width: 30 1/2	Seat Width: 24 1/2	Arm Height: 26 1/2
Depth: 32 1/2	Seat Depth: 19 1/2	YDS: 6
Height: 35 1/4	Seat Height: 19 1/2	

Tight back with removable seat.



HC9685-005 FELIX CHAIR

Width: 29 3/4	Seat Width: 26 1/2	Arm Height: 23 1/2
Depth: 36	Seat Depth: 19	YDS: 4.5
Height: 33	Seat Height: 18 1/2	

Semi-attached back with tight seat.



HC9687-005 ELAINA CHAIR

Width: 27 3/4	Seat Width: 23 1/2	Arm Height: 23 1/4
Depth: 34 1/4	Seat Depth: 18 1/2	YDS: 3.75
Height: 36 1/4	Seat Height: 20 1/2	

Semi-attached back, loose seat cushion, and fixed seat deck with moisture barrier.



HC9691-005 SUTHERLAND CHAIR

Width: 30	Seat Width: 21	Arm Height: 24
Depth: 33 1/2	Seat Depth: 20 1/4	YDS: 5.5
Height: 37 1/2	Seat Height: 19 1/2	

Tight back, loose seat cushion, and removable seat deck with moisture barrier.

ACCENT CHAIRS Call Toll Free 1-888-378-8383 For Pricing



HC9694-005 BINGHAM CHAIR WITH BUTTONS

Width: 31 1/2	Seat Width: 22	Arm Height: 24 3/4
Depth: 31	Seat Depth: 19 1/2	YDS: 5.5
Height: 35 1/4	Seat Height: 19 1/2	

Tight back with removable seat.



HC9701-005 BINGHAM CHAIR WITHOUT BUTTONS

Width: 31 1/2	Seat Width: 22	Arm Height: 24 3/4
Depth: 31	Seat Depth: 19 1/2	YDS: 5.5
Height: 35 1/4	Seat Height: 19 1/2	

Tight back with removable seat.



HC9704-005 FRASIER CHAIR

Width: 29 1/2	Seat Width: 26 1/2	Arm Height: 24
Depth: 37	Seat Depth: 19	YDS: 6.25
Height: 32	Seat Height: 19 1/2	

Semi-attached back with tight seat.

RECLINERS

Call Toll Free 1-888-378-8383 For Pricing



HC9582-R HATHAWAY RECLINER

Width: 35	Seat Width: 21	Arm Height: 24 1/2	Extended Length: 68
Depth: 38	Seat Depth: 19	YDS: 8	Wall Clearance: 18
Height: 41	Seat Height: 19		

Semi-attached back, loose seat cushion, and fixed seat deck with moisture barrier and clean out. 3-position manual push back operation. Power option available. Refer to page 14 for details and specifying instructions.



HC9584-R CLAIRE RECLINER

Width: 30 1/2	Seat Width: 21 1/2	Arm Height: 25 1/2	Optional Nailhead:
Depth: 36	Seat Depth: 19	YDS: 8 1/2	1/2" add \$75 List
Height: 39 1/2	Seat Height: 19		3/4" add \$85 List

Semi-attached back, loose seat cushion, and fixed seat deck with moisture barrier and clean out. 3-position manual push back operation. Power option available. Refer to page 14 for details and specifying instructions.

Extended Length: 67
Wall Clearance: 18



HC9588-R MARTIN RECLINER

Width: 31	Seat Width: 20	Arm Height: 25 1/2	Optional Nailhead:
Depth: 36	Seat Depth: 19	YDS: 7	1/2" add \$75 List
Height: 39	Seat Height: 19		

Semi-attached back, loose seat cushion, and fixed seat deck with moisture barrier and clean out. 3-position manual push back operation. Power option available. Refer to page 14 for details and specifying instructions.

Extended Length: 67
Wall Clearance: 18



HC9608-R LAYNE RECLINER

Width: 30	Seat Width: 20 3/4	Arm Height: 24	Extended Length: 68
Depth: 38	Seat Depth: 22	YDS: 7	Wall Clearance: 17 1/2
Height: 42 1/2	Seat Height: 20 3/4		

Tight back, loose seat cushion, and fixed seat deck with moisture barrier and clean out. 3-position manual push back operation. Power and Dual-Action power options available. See page 14 for details and specifying instructions.

RECLINERS

Call Toll Free 1-888-378-8383 For Pricing



HC9609-R LAYNE RECLINER(with Arm Caps)

Width: 30	Seat Width: 20 3/4	Arm Height: 24 3/4	Extended Length: 68
Depth: 38	Seat Depth: 22	YDS: 7	Wall Clearance: 17 1/2
Height: 42 1/2	Seat Height: 20 3/4		

Tight back, loose seat cushion, and fixed seat deck with moisture barrier and clean out. 3-position manual push back operation. Power and Dual-Action power options available. See page 14 for details and specifying instructions.

Field replaceable arm caps are available in solid hardwood. Hardwood arm caps are available in standard seating finishes.



HC9614-R NORA RECLINER

Width: 29	Seat Width: 19	Arm Height: 25 1/4	Extended Length: 67
Depth: 37 1/2	Seat Depth: 19 1/2	YDS: 8	Wall Clearance: 17 1/2
Height: 41 3/4	Seat Height: 20 3/4		

Semi-attached back, loose seat cushion, and fixed seat deck with moisture barrier and clean out. 3-position manual push back operation. Power and Dual-Action power options available. See page 14 for details and specifying instructions.



HC9710-R ABBOTT RECLINER

Width: 32 1/2	Seat Width: 23 1/2	Arm Height: 24 1/2	Extended Length: 67 1/2
Depth: 37 3/4	Seat Depth: 19	YDS: 8 1/2	Wall Clearance: 5 1/2
Height: 43 3/4	Seat Height: 19 1/2		

Semi-attached back, loose seat cushion, and fixed seat deck with moisture barrier and clean out. Power option not available. 3-position handle drive operation. Wall proximity mechanism allows placement close to the wall.



HC9711-R ALYSSA RECLINER

Width: 32 1/4	Seat Width: 23 1/2	Arm Height: 24 1/2	Extended Length: 67 1/2
Depth: 37 3/4	Seat Depth: 19	YDS: 9 1/2	Wall Clearance: 5 1/2
Height: 43 1/2	Seat Height: 19 1/2		

Semi-attached back, loose seat cushion, and fixed seat deck with moisture barrier and clean out. Power option not available. 3-position handle drive operation. Wall proximity mechanism allows placement close to the wall.

RECLINERS

Call Toll Free 1-888-378-8383 For Pricing



HC9712-R AUDREY RECLINER

Width: 35 1/4	Seat Width: 23 1/2	Arm Height: 23 3/4	Extended Length: 67 1/2
Depth: 37 1/4	Seat Depth: 19	YDS: 9 1/2	Wall Clearance: 5 1/2
Height: 43	Seat Height: 19 1/2		

Semi-attached back, loose seat cushion, and fixed seat deck with moisture barrier and clean out. Power option not available. 3-position handle drive operation. Wall proximity mechanism allows placement close to the wall.

GLIDERS Call Toll Free 1-888-378-8383 For Pricing



HC9630-G EMMA LOCKING GLIDER

Width: 29	Seat Width: 20	Arm Height: 26
Depth: 35	Seat Depth: 19 1/2	YDS: 5
Height: 37	Seat Height: 19 1/2	

Tight back, loose seat cushion, and fixed seat deck with moisture barrier and clean out.



HC9632-G JULIA LOCKING GLIDER

Width: 28 1/4	Seat Width: 20	Arm Height: 26
Depth: 34 1/2	Seat Depth: 19 1/2	YDS: 6
Height: 36 3/4	Seat Height: 19 1/2	

Tight back, loose seat cushion, and fixed seat deck with moisture barrier and clean out.



HC9634-G CLIFTON LOCKING GLIDER

Width: 28 1/2	Seat Width: 21	Arm Height: 26
Depth: 34 1/2	Seat Depth: 19 1/2	YDS: 6
Height: 37	Seat Height: 19 1/2	

Tight back, loose seat cushion, and fixed seat deck with moisture barrier and clean out.



HC9641-G STERLING LOCKING GLIDER

Width: 28 1/4	Seat Width: 22	Arm Height: 26	Optional Nailhead: 1/2" add \$75 List
Depth: 32 1/2	Seat Depth: 19 1/2	YDS: 6 1/2	
Height: 36 1/2	Seat Height: 19 1/2		

Tight back, loose seat cushion, and fixed seat deck with moisture barrier and clean out.

TABLET & POWER SOURCE Call Toll Free 1-888-378-8383 For Pricing



HC9630-005-TL EMMA CHAIR WITH TABLET (LEFT)

Width: 29 1/2 **Seat Width:** 19 1/2 **Arm Height:** 26 1/2
Depth: 35 1/2 **Seat Depth:** 19 1/2 **YDS:** 5
Height: 36 1/2 **Seat Height:** 19

Tight back, loose seat cushion, and removable seat deck with moisture barrier. Tablet arm with 360 degree rotation. Black laminate. Left hand side when seated, right hand side when facing.



HC9630-005-TL-USB EMMA CHAIR WITH TABLET & USB (LEFT)

Width: 29 1/2 **Seat Width:** 19 1/2 **Arm Height:** 26 1/2
Depth: 35 1/2 **Seat Depth:** 19 1/2 **YDS:** 5
Height: 36 1/2 **Seat Height:** 19

Tight back, loose seat cushion, and removable seat deck with moisture barrier. Tablet arm with 360 degree rotation. Black laminate. 5V 4.2A wall plug adapter with 8' power cord and dual USB port. Left hand side when seated, right hand side when facing.



HC9630-005-TR EMMA CHAIR WITH TABLET (RIGHT)

Width: 29 1/2 **Seat Width:** 19 1/2 **Arm Height:** 26 1/2
Depth: 35 1/2 **Seat Depth:** 19 1/2 **YDS:** 5
Height: 36 1/2 **Seat Height:** 19

Tight back, loose seat cushion, and removable seat deck with moisture barrier. Tablet arm with 360 degree rotation. Black laminate. Right hand side when seated, left hand side when facing.



HC9630-005-TR-USB EMMA CHAIR WITH TABLET & USB (RIGHT)

Width: 29 1/2 **Seat Width:** 19 1/2 **Arm Height:** 26 1/2
Depth: 35 **Seat Depth:** 19 1/2 **YDS:** 5
Height: 36 1/2 **Seat Height:** 19

Tight back, loose seat cushion, and removable seat deck with moisture barrier. Tablet arm with 360 degree rotation. Black laminate. 5V 4.2A wall plug adapter with 8' power cord and dual USB port. Right hand side when seated, left hand side when facing.



HC9634-005-TL CLIFTON CHAIR WITH TABLET (LEFT)

Width: 29 1/2	Seat Width: 20	Arm Height: 26 1/2
Depth: 35 1/2	Seat Depth: 19 1/2	YDS: 6
Height: 38 1/2	Seat Height: 18 1/2	

Tight back, loose seat cushion, and removable seat deck with moisture barrier. Tablet arm with 360 degree rotation. Black laminate. Left hand side when seated, right hand side when facing.



HC9634-005-TL-USB CLIFTON CHAIR WITH TABLET & USB (LEFT)

Width: 29 1/2	Seat Width: 20	Arm Height: 26 1/2
Depth: 35 1/2	Seat Depth: 19 1/2	YDS: 6
Height: 38 1/2	Seat Height: 18 1/2	

Tight back, loose seat cushion, and removable seat deck with moisture barrier. Tablet arm with 360 degree rotation. Black laminate. 5V 4.2A wall plug adapter with 8' power cord and dual USB port. Left hand side when seated, right hand side when facing.



HC9634-005-TR CLIFTON CHAIR WITH TABLET (RIGHT)

Width: 29 1/2	Seat Width: 20	Arm Height: 26 1/2
Depth: 35 1/2	Seat Depth: 19 1/2	YDS: 6
Height: 38 1/2	Seat Height: 18 1/2	

Tight back, loose seat cushion, and removable seat deck with moisture barrier. Tablet arm with 360 degree rotation. Black laminate. Right hand side when seated, left hand side when facing.



HC9634-005-TR-USB CLIFTON CHAIR WITH TABLET & USB (RIGHT)

Width: 29 1/2	Seat Width: 20	Arm Height: 26 1/2
Depth: 35 1/2	Seat Depth: 19 1/2	YDS: 6
Height: 38 1/2	Seat Height: 18 1/2	

Tight back, loose seat cushion, and removable seat deck with moisture barrier. Tablet arm with 360 degree rotation. Black laminate. 5V 4.2A wall plug adapter with 8' power cord and dual USB port. Right hand side when seated, left hand side when facing.

BENCHES Call Toll Free 1-888-378-8383 For Pricing



HC9600-050 CANVAS BENCH

Width: 51	Seat Width: 43 1/2	Arm Height: 22
Depth: 23	Seat Depth: 23	YDS: 3
Height: 22	Seat Height: 19	

Tight seat.



HC9600-051 CANVAS BENCH

Width: 61	Seat Width: 53 1/2	Arm Height: 22
Depth: 23	Seat Depth: 23	YDS: 4
Height: 22	Seat Height: 19	

Center console: 9 1/2W 22 1/4D

Tight seat.

Available with dual-receptacle 110V and single USB port power supply. Black finish with brushed nickel faceplate and 10' power cord. Specify by adding -USB to the model number and adding \$180 to List price when ordering.



HC9600-052 CANVAS BENCH

Width: 51	Seat Width: 43 1/2	Arm Height: 25 1/2
Depth: 22 1/2	Seat Depth: 18	YDS: 4
Height: 25 1/2	Seat Height: 19	

Tight seat and tight back.



HC9600-053 CANVAS BENCH

Width: 61	Seat Width: 53 1/2	Arm Height: 25 1/2
Depth: 22 1/2	Seat Depth: 18	YDS: 4
Height: 25 1/2	Seat Height: 19	

Center console: 9 1/2W 22 1/4D

Tight seat and tight back.

Available with dual-receptacle 110V and single USB port power supply. Black finish with brushed nickel faceplate and 10' power cord. Specify by adding -USB to the model number and adding \$180 to List price when ordering. Power supply location is on front of center console.

BENCHES Call Toll Free 1-888-378-8383 For Pricing

HC9603-006 KRISTEN BENCH



Width: 57	Seat Width: 36	Arm Height: 26 1/2
Depth: 23 3/4	Seat Depth: 19	YDS: 6
Height: 26 1/2	Seat Height: 20 1/2	

Tight back, loose seat cushion, and fixed seat deck with moisture barrier.

HC9604-006 KATHERINE BENCH (Button Tufted Seat)



Width: 57	Seat Width: 36	Arm Height: 27 1/2	YDS (Bolsters): 1
Depth: 23 3/4	Seat Depth: 23 3/4	YDS (Seat): 5	
Height: 27 1/2	Seat Height: 21		

Semi-attached seat cushion.

Includes d-ring and hook to secure bolsters to bench. Bench is available without bolsters. Specify on purchase order and deduct \$100 from List price. Seat width without bolsters is 50".

HC9605-006 KATHERINE BENCH (Plain Seat, No Tufting)



Width: 57	Seat Width: 36	Arm Height: 27 1/2	YDS (Bolsters): 1
Depth: 23 3/4	Seat Depth: 23 3/4	YDS (Seat): 5	
Height: 27 1/2	Seat Height: 21		

Semi-attached seat cushion.

Includes d-ring and hook to secure bolsters to bench. Bench is available without bolsters. Specify on purchase order and deduct \$100 from List price. Seat width without bolsters is 50".

HC9612-006 PORTER BENCH



Width: 60	Seat Width: 49 1/2	Arm Height: 27 1/4	YDS (Bolsters): 1
Depth: 21	Seat Depth: 21	YDS (Seat): 2	
Height: 27 1/4	Seat Height: 21		

Tight seat.

Includes d-ring and hook to secure bolsters to bench. Bench is available without bolsters. Specify on purchase order and deduct \$100 from List price. Seat width without bolsters is 57".

BENCHES

Call Toll Free 1-888-378-8383 For Pricing



HC9644-050 OPAL BENCH

Width: 54	Seat Width: 44	Arm Height: 27
Depth: 19 1/2	Seat Depth: 19	YDS: 3 1/2
Height: 27	Seat Height: 19	

Tight seat.



HC9644-052 HATTIE BENCH

Width: 54	Seat Width: 44	Arm Height: 27
Depth: 23 1/2	Seat Depth: 18	YDS: 4 1/2
Height: 27	Seat Height: 19	

Tight seat and tight back.



HC9669-050 MARGIE BENCH

Width: 54 1/2	Seat Width: 40	Arm Height: 23
Depth: 20 1/4	Seat Depth: 20 1/4	YDS: 5.25
Height: 23	Seat Height: 19 1/2	

Tight seat.



HC9700-052 MATTIE BENCH

Width: 54 1/2	Seat Width: 44	Arm Height: 27 1/2
Depth: 23 1/2	Seat Depth: 19	YDS: 5.5
Height: 30 1/2	Seat Height: 19 1/2	

Tight seat and tight back.

OTTOMANS

Call Toll Free 1-888-378-8383 For Pricing



HC9610-006 LILLY OTTOMAN

Width: 21
Depth: 21
Height: 19
YDS: 2



HC9650 ROXY OTTOMAN

Width: 20
Depth: 20
Height: 20
YDS: 2 1/2

Optional Nailhead:
1/2" add \$55 List
3/4 add \$65 List



HC9652 PAIGE OTTOMAN

Width: 36
Depth: 36
Height: 17
YDS: 3 1/2

Optional Nailhead:
1/2" add \$55 List



HC9654 MARLEY OTTOMAN

Width: 35
Depth: 35
Height: 17
YDS: 6

OTTOMANS

Call Toll Free 1-888-378-8383 For Pricing



HC9655

NOLAN OTTOMAN

Width: 36
Depth: 36
Height: 17
YDS: 4



HC9656

PRESLEY OTTOMAN

Width: 36
Depth: 36
Height: 17
YDS: 2 1/2

Optional Nailhead:
1/2" add \$30 List

PILLOWS

Call Toll Free 1-888-378-8383 For Pricing

Optional loose pillows are available for purchase for all Clubfurniture Contract lounge chairs, settees and sofas. LIST PRICE below is **per** pillow. When ordering pillows only - UPS charges apply.

HCP-BF-W-16
(Knife Edge with Welt) 16" Square Pillow
YDS: 1

HCP-BF-W-18
(Knife Edge with Welt) 18" Square Pillow
YDS: 1

HCP-BF-W-20
(Knife Edge with Welt) 20" Square Pillow
YDS: 1

HCP-BF-W-21
(Knife Edge with Welt) 21" Square Pillow
YDS: 1

PILLOWS

Call Toll Free 1-888-378-8383 For Pricing

Optional loose pillows are available for purchase for all Clubfurniture Contract lounge chairs, settees and sofas. LIST PRICE below is **per** pillow. When ordering pillows only - UPS charges apply.

HCKP-BF-W-19 x 9
(Knife Edge with Welt) 19" x 9" Kidney Pillow
YDS: 1.5

HCKP-BF-W-11 x 17
(Knife Edge with Welt) 11" x 17" Kidney Pillow
YDS: 1.5

HCKP-BF-W-12 x 18
(Knife Edge with Welt) 12" x 18" Kidney Pillow
YDS: 1.5

HCKP-BF-W-13 x 19
(Knife Edge with Welt) 13" x 19" Kidney Pillow
YDS: 1.5

HCKP-BF-W-12 x 20
(Knife Edge with Welt) 12" x 20" Kidney Pillow
YDS: 1.5

DINING/ACTIVITY CHAIRS

DINING/ACTIVITY CHAIRS Call Toll Free 1-888-378-8383 For Pricing



HC5100-D

ARIANNA DINING CHAIR

Width: 24	Seat Width: 19 3/4	YDS: 1.25
Depth: 25	Seat Depth: 19	Seat: .55
Height: 37 1/2	Seat Height: 19	Inside Back: .35
	Arm Height: 26	Outside Back: .35

Optional Casters:
add \$18 List each

Available with 2 front casters or 4 casters.



HC5101-D

ALANA DINING CHAIR

Width: 24	Seat Width: 19 3/4	YDS: 1.25
Depth: 25	Seat Depth: 19	Seat: .55
Height: 37 1/2	Seat Height: 19	Inside Back: .35
	Arm Height: 26	Outside Back: .35

Optional Casters:
add \$18 List each

Available with 2 front casters or 4 casters.



HC5102-D

ARABELLA DINING CHAIR

Width: 24	Seat Width: 19 3/4	YDS: 1.25
Depth: 25	Seat Depth: 19	Seat: .55
Height: 37 1/2	Seat Height: 19	Inside Back: .35
	Arm Height: 26	Outside Back: .35

Optional Casters:
add \$18 List each

Available with 2 front casters or 4 casters.



HC5103-D

AMELIA DINING CHAIR

Width: 24	Seat Width: 19 3/4	YDS: 1.25
Depth: 25	Seat Depth: 19	Seat: .55
Height: 37 1/2	Seat Height: 19	Inside Back: .35
	Arm Height: 26	Outside Back: .35

Optional Casters:
add \$18 List each

Available with 2 front casters or 4 casters.

DINING/ACTIVITY CHAIRS

Call Toll Free 1-888-378-8383 For Pricing



HC5104-D HOLT DINING CHAIR

Width: 23	Seat Width: 19 1/2	YDS: 2	Optional Casters: add \$18 List each
Depth: 23 1/4	Seat Depth: 19	Seat: 1	
Height: 35 1/2	Seat Height: 19	Inside Back: .5	
	Arm Height: 26	Outside Back: .5	

Available with 2 front casters or 4 casters.



HC5104-D-S HOLT SIDE CHAIR

Width: 20 1/2	Seat Width: 20 1/2	YDS: 2
Depth: 24	Seat Depth: 19	Seat: 1
Height: 35 1/2	Seat Height: 20	Inside Back: .5
		Outside Back: .5

Not available with casters.



HC5104-CS HOLT COUNTER STOOL

Width: 20	Seat Width: 19 1/4	YDS: 2
Depth: 21 1/4	Seat Depth: 16	Seat: 1
Height: 37	Seat Height: 26 1/4	Inside Back: .5
	Arm Height: 31	Outside Back: .5

Not available with casters.



HC5104-CS-S HOLT COUNTER STOOL (ARMLESS)

Width: 19 1/2	Seat Width: 19 1/4	YDS: 2
Depth: 21 1/4	Seat Depth: 16	Seat: 1
Height: 37	Seat Height: 26 1/4	Inside Back: .5
		Outside Back: .5

Not available with casters.

DINING/ACTIVITY CHAIRS Call Toll Free 1-888-378-8383 For Pricing



HC5104-BS HOLT BAR STOOL

Width: 20	Seat Width: 19 1/4	YDS: 2	
Depth: 21 1/4	Seat Depth: 16	Seat: 1	
Height: 43	Seat Height: 32 1/4	Inside Back: .5	
	Arm Height: 37	Outside Back: .5	

Not available with casters.



HC5104-BS-S HOLT BAR STOOL (ARMLESS)

Width: 19 1/2	Seat Width: 19 1/4	YDS: 2	
Depth: 21 1/4	Seat Depth: 16	Seat: 1	
Height: 43	Seat Height: 32 1/4	Inside Back: .5	
		Outside Back: .5	

Not available with casters.



HC5105-D ELLISON DINING CHAIR

Width: 23 3/4	Seat Width: 20 1/2	YDS: 1	
Depth: 23	Seat Depth: 19	Seat: .50	
Height: 36 1/4	Seat Height: 19 1/2	Inside Back: .25	
	Arm Height: 26 3/4	Outside Back: .25	

Optional Casters:
add \$18 List each

Available with 2 front casters or 4 casters.



HC5106-D MIA DINING CHAIR

Width: 22 7/8	Seat Width: 20	YDS: 1.75	
Depth: 26	Seat Depth: 19	Seat: 1	
Height: 40	Seat Height: 19 1/2	Inside Back: .375	
	Arm Height: 25 3/4	Outside Back: .375	

Optional Casters:
add \$18 List each

Available with 2 front casters or 4 casters.

DINING/ACTIVITY CHAIRS

Call Toll Free 1-888-378-8383 For Pricing



HC5107-D LANDRY DINING CHAIR

Width: 23 3/8	Seat Width: 20	YDS: 1.5	Optional Casters: add \$18 List each
Depth: 24	Seat Depth: 18 1/2	Seat: 1	
Height: 38	Seat Height: 19 1/2	Inside Back: .25	
	Arm Height: 26 3/4	Outside Back: .25	

Available with 2 front casters or 4 casters.



HC5108-D WREN DINING CHAIR

Width: 25 1/4	Seat Width: 21	YDS: 1.75	Optional Casters: add \$18 List each
Depth: 24 3/4	Seat Depth: 18 1/2	Seat: 1	
Height: 40 3/4	Seat Height: 19 1/2	Inside Back: .375	
	Arm Height: 26 1/2	Outside Back: .375	

Available with 2 front casters or 4 casters.



HC5109-D WILLOW DINING CHAIR

Width: 25 1/4	Seat Width: 21	YDS: 1.75	Optional Casters: add \$18 List each
Depth: 24 3/4	Seat Depth: 18 1/2	Seat: 1	
Height: 40 3/4	Seat Height: 19 1/2	Inside Back: .375	
	Arm Height: 26 1/2	Outside Back: .375	

Available with 2 front casters or 4 casters.



HC5110-D ROYCE DINING CHAIR

Width: 24 1/2	Seat Width: 20 3/4	YDS: 1.75	Optional Casters: add \$18 List each
Depth: 24	Seat Depth: 19	Seat: 1	
Height: 39 3/4	Seat Height: 19 1/2	Inside Back: .375	
	Arm Height: 26 3/4	Outside Back: .375	

Available with 2 front casters or 4 casters.

DINING/ACTIVITY CHAIRS Call Toll Free 1-888-378-8383 For Pricing



HC5111-D ASHER DINING CHAIR

Width: 23 3/8	Seat Width: 20	YDS: 1	Optional Casters: add \$18 List each
Depth: 23 1/2	Seat Depth: 19	Seat: .50	
Height: 34 1/4	Seat Height: 19 1/2	Inside Back: .25	
	Arm Height: 26 3/4	Outside Back: .25	

Available with 2 front casters or 4 casters.



HC5114-D TRUITT DINING CHAIR

Width: 23	Seat Width: 20	YDS: 2	Optional Casters: add \$18 List each
Depth: 25 1/2	Seat Depth: 18	Seat: .9	
Height: 33 1/2	Seat Height: 19 3/4	Inside Back: .4	
	Arm Height: 26 3/4	Outside Back: .4	
		Back Perimeter: .3	

Available with 2 front casters only.



HC5115-D TRUITT DINING CHAIR (HIGH BACK)

Width: 23	Seat Width: 20	YDS: 2.5	Optional Casters: add \$18 List each
Depth: 26	Seat Depth: 18	Seat: .9	
Height: 39 1/4	Seat Height: 19 3/4	Inside Back: .625	
	Arm Height: 26 3/4	Outside Back: .625	
		Back Perimeter: .35	

Available with 2 front casters only.



HC5116-D ZARA DINING CHAIR

Width: 22	Seat Width: 22	YDS: 2.5	Optional Casters: add \$18 List each
Depth: 23	Seat Depth: 19 1/2	Seat: .75	
Height: 32	Seat Height: 19	Back: 1.75	
	Arm Height: 26		

Available with 2 front casters only. Crypton® fabrics specified on back must have prior approval.

DINING/ACTIVITY CHAIRS Call Toll Free 1-888-378-8383 For Pricing



HC5116-CS ZARA COUNTER STOOL

Width: 22	Seat Width: 22	YDS: 2.5
Depth: 23 1/4	Seat Depth: 19 1/2	Seat: .75
Height: 37 1/2	Seat Height: 24	Back: 1.75
	Arm Height: 31 1/2	

Not available with casters. Crypton® fabrics specified on back must have prior approval.



HC5116-BS ZARA BAR STOOL

Width: 22	Seat Width: 22	YDS: 2.5
Depth: 23 1/2	Seat Depth: 19 1/2	Seat: .75
Height: 43 1/2	Seat Height: 30	Back: 1.75
	Arm Height: 37 1/2	

Not available with casters. Crypton® fabrics specified on back must have prior approval.



HC5117-D ZEKE DINING CHAIR

Width: 22	Seat Width: 22	YDS: 2 3/4	Optional Casters: add \$18 List each
Depth: 23	Seat Depth: 19 1/2	Seat: 3/4	
Height: 32	Seat Height: 19	Back: 2	
	Arm Height: 24		

Available with 2 front casters only. Crypton® fabrics specified on back must have prior approval.



HC5119-D JENNA DINING CHAIR

Width: 23	Seat Width: 20 1/4	YDS: 1.25	Optional Casters: add \$18 List each
Depth: 21 3/4	Seat Depth: 18 3/4	Seat: .6	
Height: 35 1/4	Seat Height: 19 3/4	Inside Back: .325	
	Arm Height: 26	Outside Back: .325	

Available with 2 front or 4 casters.

DINING/ACTIVITY CHAIRS

Call Toll Free 1-888-378-8383 For Pricing



HC5120-D RYLEIGH DINING CHAIR

Width: 23 3/4	Seat Width: 20 3/4	YDS: 2
Depth: 24	Seat Depth: 19 3/4	Seat: 1.25
Height: 29 3/4	Seat Height: 18 1/2	Inside Back: .375
	Arm Height: 25 1/2	Outside Back: .375

Optional Casters:
add \$18 List each

Available with 2 front casters only.



HC5121-D CARLEY STACK CHAIR

Width: 24 3/4	Seat Width: 21	YDS: 1.25
Depth: 24	Seat Depth: 19	Seat: .75
Height: 34 3/4	Seat Height: 19	Inside Back: .25
	Arm Height: 26 3/4	Outside Back: .25

Not available with casters. Stackable up to three units.



HC5122-D PARKER DINING CHAIR

Width: 22 3/4	Seat Width: 19 1/2	YDS: 1.75
Depth: 24	Seat Depth: 18 1/2	Seat: 1
Height: 33 1/2	Seat Height: 20 1/2	Inside Back: .375
	Arm Height: 26 1/2	Outside Back: .375

Optional Casters:
add \$18 List each

Available with 2 front casters only.



HC5123-D CASSIDY STACK CHAIR

Width: 25 3/4	Seat Width: 19 1/2	YDS: 1.75
Depth: 23	Seat Depth: 18	Seat: .75
Height: 35 1/4	Seat Height: 19 1/2	Inside Back: .5
	Arm Height: 26 1/2	Outside Back: .5

Not available with casters. Stackable up to three units.

DINING/ACTIVITY CHAIRS Call Toll Free 1-888-378-8383 For Pricing



HC5124-D CASSANDRA CHAIR

Width: 25 3/4	Seat Width: 19 1/2	YDS: 2.25	Optional Casters: add \$18 List each
Depth: 23 1/2	Seat Depth: 18 1/2	Seat: .75	
Height: 41	Seat Height: 19 1/2	Inside Back: .75	
	Arm Height: 26 1/2	Outside Back: .75	

Available with 2 front casters or 4 casters.



HC5125-D DAPHNE DINING CHAIR

Width: 24 1/2	Seat Width: 20 1/2	YDS: 3.25	Optional Casters: add \$18 List each
Depth: 24 1/2	Seat Depth: 19	Seat: 1	
Height: 35 1/4	Seat Height: 19 1/2	Inside Back: 1	
	Arm Height: 25	Outside Back: 1	
		Welt: .25	

Available with 2 front casters only.



HC5126-D XANDER DINING CHAIR

Width: 23	Seat Width: 18 3/4	YDS: 2.5	Optional Casters: add \$18 List each
Depth: 24	Seat Depth: 19 1/2	Seat: 1	
Height: 32 1/4	Seat Height: 19 3/4	Inside Back: .75	
	Arm Height: 26 1/2	Outside Back: .75	

Available with 2 front casters only.



HC5127-D DALTON DINING CHAIR

Width: 23 3/4	Seat Width: 20 1/2	YDS: 3.25	Optional Casters: add \$18 List each
Depth: 24 1/2	Seat Depth: 20	Seat: 1	
Height: 30 1/2	Seat Height: 19	Inside Back: 1	
	Arm Height: 25	Outside Back: 1.25	

Available with 2 front casters or 4 casters.

DINING/ACTIVITY CHAIRS

Call Toll Free 1-888-378-8383 For Pricing



HC5128-D JORDAN DINING CHAIR

Width: 22 3/4	Seat Width: 20 1/4	YDS: 1.5	Optional Casters: add \$18 List each
Depth: 22 3/4	Seat Depth: 19	Seat: .6	
Height: 35 1/2	Seat Height: 19 1/4	Inside Back: .45	
	Arm Height: 26	Outside Back: .45	

Available with 2 front casters or 4 casters.



HC5129-D JOELLE DINING CHAIR

Width: 23	Seat Width: 20 1/4	YDS: 1.25	Optional Casters: add \$18 List each
Depth: 23	Seat Depth: 19 1/4	Seat: .6	
Height: 37 1/2	Seat Height: 19 1/2	Inside Back: .325	
	Arm Height: 26	Outside Back: .325	

Available with 2 front casters or 4 casters.



HC5130-D BENNETT DINING CHAIR

Width: 22 1/2	Seat Width: 18 3/4	YDS: 2	Optional Casters: add \$18 List each
Depth: 25 3/4	Seat Depth: 17 3/4	Seat: .85	
Height: 36	Seat Height: 19	Inside Back: .45	
	Arm Height: 26	Outside Back: .45	
		Welt: .25	

Available with 2 front casters only.



HC5131-D SOFIA DINING CHAIR

Width: 22	Seat Width: 19	YDS: 2.25	Optional Casters: add \$18 List each
Depth: 23 3/4	Seat Depth: 18 1/2	Seat: .65	
Height: 32 1/2	Seat Height: 19	Inside Back: .625	
	Arm Height: 25	Outside Back: .625	
		Welt: .35	

Available with 2 front casters only.

DINING/ACTIVITY CHAIRS

Call Toll Free 1-888-378-8383 For Pricing



HC5131-CS SOFIA COUNTER STOOL

Width: 22	Seat Width: 19 1/2	YDS: 2.25
Depth: 22	Seat Depth: 18 1/4	Seat: .65
Height: 36	Seat Height: 25 1/2	Inside Back: .625
	Arm Height: 28 1/2	Outside Back: .625
		Welt: .35

Not available with casters.



HC5131-BS SOFIA BAR STOOL

Width: 22	Seat Width: 19 1/2	YDS: 2.25
Depth: 22	Seat Depth: 18 1/4	Seat: .65
Height: 42	Seat Height: 31 1/2	Inside Back: .625
	Arm Height: 34 1/2	Outside Back: .625
		Welt: .35

Not available with casters.



HC5132-D TESS DINING CHAIR

Width: 25 1/2	Seat Width: 20	YDS: 2
Depth: 25	Seat Depth: 19	Seat: 1
Height: 33	Seat Height: 19 1/2	Inside Back: .5
	Arm Height: 26	Outside Back: .5

Optional Casters:
add \$18 List each

Available with 2 front casters or 4 casters.



HC5133-D TIA DINING CHAIR

Width: 25 1/2	Seat Width: 19 1/2	YDS: 3.5
Depth: 25	Seat Depth: 19	Seat: 1
Height: 33	Seat Height: 19 1/2	Inside Back: 1.25
	Arm Height: 26	Outside Back: 1.25

Optional Casters:
add \$18 List each

Available with 2 front casters or 4 casters.

DINING/ACTIVITY CHAIRS Call Toll Free 1-888-378-8383 For Pricing



HC5134-D CAMPBELL DINING CHAIR

Width: 23 1/2	Seat Width: 20 1/4	YDS: 1.5	Optional Casters: add \$18 List each
Depth: 22 1/2	Seat Depth: 19 1/4	Seat: 1	
Height: 37	Seat Height: 19 3/4	Inside Back: .5	
	Arm Height: 26		

Available with 2 front casters or 4 casters.



HC5135-D CAMERON DINING CHAIR

Width: 23 1/2	Seat Width: 20 1/4	YDS: 2	Optional Casters: add \$18 List each
Depth: 22 1/2	Seat Depth: 19	Seat: 1	
Height: 37	Seat Height: 19 3/4	Inside Back: .5	
	Arm Height: 26	Outside Back: .5	

Available with 2 front casters or 4 casters.



HC5141-D BAILEY DINING CHAIR

Width: 22 1/2	Seat Width: 20	YDS: 1.5	Optional Casters: add \$18 List each
Depth: 22	Seat Depth: 17 1/2	Seat: .75	
Height: 35 1/2	Seat Height: 20 1/2	Inside Back: .375	
	Arm Height: 26 1/4	Outside Back: .375	

Available with 2 front casters or 4 casters.



HC5141-D-S BAILEY SIDE CHAIR

Width: 20	Seat Width: 20	YDS: 1.5
Depth: 22	Seat Depth: 17 1/2	Seat: .75
Height: 35 1/2	Seat Height: 20 1/2	Inside Back: .375
		Outside Back: .375

Not available with casters.

DINING/ACTIVITY CHAIRS Call Toll Free 1-888-378-8383 For Pricing



HC5141-CS-S BAILEY COUNTER STOOL

Width: 18 1/2	Seat Width: 19	YDS: 1.5
Depth: 21	Seat Depth: 16	Seat: .75
Height: 37	Seat Height: 26	Inside Back: .375
		Outside Back: .375

Not available with casters.



HC5141-BS-S BAILEY BAR STOOL

Width: 18 1/2	Seat Width: 19	YDS: 1.5
Depth: 21	Seat Depth: 16	Seat: .75
Height: 43	Seat Height: 32	Inside Back: .375
		Outside Back: .375

Not available with casters.



HC5143-D BALDWIN DINING CHAIR

Width: 24	Seat Width: 21	YDS: 1.5
Depth: 25	Seat Depth: 19	Seat: .75
Height: 40	Seat Height: 19 3/4	Inside Back: .375
	Arm Height: 25 1/2	Outside Back: .375

Optional Casters:
add \$18 List each

Available with 2 front casters only.



HC5143-D-S BALDWIN SIDE CHAIR

Width: 21	Seat Width: 21	YDS: 1.5
Depth: 25	Seat Depth: 19	Seat: .75
Height: 40	Seat Height: 19 3/4	Inside Back: .375
		Outside Back: .375

Not available with casters.

DINING/ACTIVITY CHAIRS Call Toll Free 1-888-378-8383 For Pricing



HC5143-CS-S BALDWIN COUNTER STOOL

Width: 19 1/2	Seat Width: 19 1/2	YDS: 1.5
Depth: 22	Seat Depth: 18 1/2	Seat: .75
Height: 43 3/4	Seat Height: 27	Inside Back: .375
		Outside Back: .375

Not available with casters.



HC5143-BS-S BALDWIN BAR STOOL

Width: 19 1/2	Seat Width: 19 1/2	YDS: 1.5
Depth: 22	Seat Depth: 18 1/2	Seat: .75
Height: 49 3/4	Seat Height: 33	Inside Back: .375
		Outside Back: .375

Not available with casters.



HC5145-D PAUL DINING CHAIR

Width: 23 1/2	Seat Width: 19 1/2	YDS: 1.5
Depth: 24	Seat Depth: 18 1/2	Seat: 1
Height: 38	Seat Height: 19	Inside Back: .25
	Arm Height: 26 3/4	Outside Back: .25

Optional Casters:
add \$18 List each

Available with 2 front casters or 4 casters.



HC9510-005 CAMDEN DINING CHAIR

Width: 25 1/2	Seat Width: 18	YDS: 4
Depth: 28 1/2	Seat Depth: 18 1/2	
Height: 40	Seat Height: 20 1/2	
	Arm Height: 26 1/2	

Not available with casters.

DINING/ACTIVITY CHAIRS

Call Toll Free 1-888-378-8383 For Pricing



HC9512-005 GASTON DINING CHAIR

Width: 26 **Seat Width:** 18 1/2 **YDS:** 6
Depth: 33 **Seat Depth:** 19
Height: 42 1/2 **Seat Height:** 20
 Arm Height: 25 1/2

Optional Nailhead:
1/2" add \$55

Not available with casters.

CASEGOODS Call Toll Free 1-888-378-8383 For Pricing

Our Casegoods are an eclectic blending of shapes, textures and materials. These versatile and timeless tables, chests and consoles create functional and fashionable focal points for any space. These stylish accents lift your spirits, provide storage and display space and make you feel more “at home.”

We offer a full assortment of accents, entertainment consoles, occasional tables and more, call Toll Free 1-888-378-8383 for details.



Melange Alpine Credenza
638-85520-85



Melange Luca End Table
638-50427-00



Melange Roman Chest
638-85432-BLK



Melange Everett Console Table
638-85320-WH

WARRANTY

Clubfurniture Contract will, at its discretion, repair or replace without charge to the original purchaser, any product or part thereof which fails as the result of a defect in materials and workmanship during the warranty period. Clubfurniture Contract will review incidences and determine whether a repair or replacement is qualified.

Seating

LIMITED LIFETIME WARRANTY against manufacturing and materials defects on the frame, springs, and decking materials for the useful life of the product, if item is still in its original state without modifications.

FIVE-YEAR WARRANTY against manufacturing and materials defects following the invoice date on foam cores and reclining mechanisms, if item is still in its original state without modifications. Foam to be free from manufacturing defects and against the loss of foam resiliency. Fiber wraps, used to create loft and surface smoothness will, over time, lose some of its initial loft; therefore, some softening and flattening of the foam core and fiber wraps should be expected and will not be considered defective.

Dining Chairs

FIVE-YEAR WARRANTY against manufacturing and materials defects following the invoice date on the frame, foam and decking materials, if item is still in its original state without modifications.

TWO-YEAR WARRANTY against manufacturing and materials defects following the invoice date on casters, if item is still in its original state without modifications.

Accents, Occasional Tables, Entertainment, and Office

ONE-YEAR WARRANTY against manufacturing and materials defects following the invoice date, if item is still in its original state without modifications.

All Clubfurniture Contract warranties apply under normal use and service. This warranty shall not apply to any products which have been subjected to misuse, accidents, abuse, abnormal usage, negligence, improper maintenance, including but not limited to use of harsh furniture cleaning agents, water and floor cleaning mixtures and any other chemicals affecting the finish or product structure, damage in transportation or when original construction has been altered by someone other than Clubfurniture Contract or repair technician contracted by Clubfurniture Contract.

No unauthorized person, agent, or dealer may give further warranties on behalf of Clubfurniture Contract.

Liability for defective merchandise shall be limited to the replacement or repair of that merchandise, and Clubfurniture Contract shall not be liable for other damages or losses. Repair or replacement is at the discretion of Clubfurniture Contract.

Due to the natural variations on materials over which we have no control, this warranty does not extend to variations in color, grain or texture of wood, leather or upholstery.

Except as stated above, Clubfurniture Contract makes no other expressed or implied warranties to any product, including any warranty of merchantability and fitness for any particular purpose. Clubfurniture Contract shall not be liable for any consequential or incidental damages or lost profits arising from product defects, delivery delays or any other breach by Clubfurniture Contract.

Warranty does not apply to performance of specified fabrics. Clubfurniture Contract will not be responsible for costs associated with repair or replacement of textiles that deteriorate, delaminate or otherwise fail in the field, unless caused by improper cutting, sewing, or application in our factory. Refer to textile cleaning and care methods provided by the textile manufacturer. Clubfurniture Contract does not warrant damage to textiles caused by improper cleaning and care methods.

ORDERING

Clubfurniture Contract reserves the right to make changes to dimensions, design, and/or construction and accompanying product literature without prior notice. Clubfurniture Contract, at its discretion, may discontinue and make any product unavailable for sale at any time.

Pricing

Contact Clubfurniture Contract for project quotes, volume and/or detailed pricing.

Quantity Orders

Contact your Clubfurniture Contract Customer Care Representative to verify inventory and production schedules to ensure requested shipment date prior to placing large quantity orders.

Required Ordering Information

All purchase orders should be submitted with complete and accurate information as follows:

- Ordering company name, address, telephone number, fax number, and e-mail address
- Name of contact person
- Authorized signature
- Purchase order number
- Clubfurniture Contract account number
- Sold-to address
- Ship-to address
- Order date
- Requested ship date
- Complete style number
- Wood Finish
- Fabric manufacturer, pattern, and color (for upholstered products)
- Correct NET pricing
- Special requests and instructions, if applicable

Placing an Order

All orders should be entered with Customer Care (contact information below). Orders are accepted via e-mail and fax only. Phone number for reference only – no verbal orders will be accepted.

Clubfurniture Contract
11535 Carmel Commons Blvd Suite 202
Charlotte, NC 28226
1-888-378-8383
information@clubfurniture.com

Acknowledgments

Orders are acknowledged upon receipt of credit approval. Your acknowledgment is a detailed description of items, prices, shipping information and shipping date. Please read acknowledgment closely and notify Clubfurniture Contract immediately of any discrepancies. Changes from the printed acknowledgment are the responsibility of the customer.

Cancellations & Order Changes

Acknowledged orders are considered firm and binding and are not subject to change or cancellation.

Remittance Information

Please include account number and invoice number(s) on all remittances. Remit payments to:

Clubfurniture Contract
11535 Carmel Commons Blvd Suite 202
Charlotte, NC 28226

SHIPPING

Warehouse Storage Charges

If a shipment is held beyond fourteen (14) calendar days after the order is ready for shipment at your request, a .067% per day (2% per month) storage charge will be assessed. The effective date will be fourteen (14) calendar days after the order is ready for shipment, as long as this date is after the acknowledged ship date. Further, the prices applied to the order will be those prices in effect at time of shipment.

Delivery & Freight Charges

All shipments are F.O.B. shipping point, freight prepaid and allowed to a loading dock. Shipments outside of the Contiguous United States are freight prepaid and allowed to port of departure. Clubfurniture Contract reserves the right to select the most appropriate carrier and routing on all shipments; however, we will try to accommodate requests for your preferred carrier.

Orders of less than \$1,500 NET will be assessed a handling charge of \$150 NET per order (waived for items shipped via FedEx or UPS). Any charges arising from failure to receive a shipment, rerouting while in transit, or carrier storage charges are not included in prices shown. Orders requiring special services are subject to additional charges:

- Liftgate or white glove delivery - Contact Customer Care for quote
- Re-consignment from original destination to new destination - \$35 plus \$3.00 per mile NET
- Refused and/or returned freight
 - Freight refused at destination and returned to Clubfurniture Contract – double freight
 - Freight refused at time of delivery; returned to Clubfurniture Contract to deliver at a later date - triple freight
- Detention fees (after 2 hours of waiting) – \$85 NET per hour
- Weekend delivery available Friday after 3:00p.m. through Sunday night, or Holiday – \$600 NET per truck
- Customer pickup or request for 3rd party to pick up freight at Clubfurniture Contract terminal – \$125 NET
- Change of tags/address/phone #'s on shipments – \$35 NET

Packaging

Standard packaging for Clubfurniture Contract Casegoods and Clubfurniture Contract Dining Chairs is a heavy-duty, 275 lbs. test double-wall corrugated cardboard carton with additional inner packaging as necessary.

For Clubfurniture Contract Seating products each piece is placed in a heavy-duty, 275 lbs. test double-wall corrugated cardboard tray. The piece is then covered with a heavy-duty protective sheet that is shrink-wrapped and stapled to the tray. A corrugated cardboard cover is then added to provide extra protection.

Damaged Merchandise & Freight Claims

All shipments are delivered to the transportation company in good condition. Clubfurniture Contract's liability ceases at that time. Do not refuse merchandise that was damaged in transit. **If you do receive a shipment including damaged product or shortages at the initial delivery address**, the following steps must be taken:

1. Make notations of all visible damages and/or shortages on the bill of lading before you sign for the merchandise. Open the shipping containers and inspect for concealed damages and shortages. Retain all original shipping containers should inspection by the carrier agent be required at a later date.
2. Contact Clubfurniture Contract Customer Care within 15 calendar days of delivery receipt to report the issue. Include pictures of the shipping carton, the entire piece of furniture, and close-up of the damages. We will advise whether a freight claim will need to be filed based on mode of transportation and evaluation of the provided information.
3. If a freight claim must be filed, the carrier must be contacted within 15 calendar days of delivery.

All repairs and/or replacements if warranted will be coordinated by Customer Care. Inspections must be made at the original receiving location. Carriers will not honor any claims if product is moved to another location and damage is noted at that time.

SHIPPING

Repair Charges

Reimbursement from Clubfurniture Contract for repairs must have prior written approval.

Returned Merchandise

Clubfurniture Contract will not accept returned merchandise without prior review and approval along with a signed Return Authorization (RA) issued by Customer Care. Clubfurniture Contract will consider issuing RAs for the following reasons:

- Manufacturing defects (must be inspected by an Clubfurniture Contract representative)
- Clubfurniture Contract order processing errors
- Shipping errors
- Duplicate shipments

All returned merchandise must be properly packaged and cartoned to prevent further damage. Carton must be clearly marked with identifying RA number so that proper credit can be issued. All merchandise must be returned within thirty (30) days of the date of the RA to receive credit. Freight damage, signs of usage, missing parts, etc. will be adjusted on the amount of credit to be issued.

Clubfurniture Contract will NOT accept buyer's remorse returns.

FINISH OPTIONS

Seating Wood Finishes - Available on Lounge Seating, Benches and Recliners



Truffle



Patina



Corsica Dark



Weathered



Palisade Dark



Farmtable



Classic




New Classiques



Espresso



Plantation



Java

Dining Wood Finishes - Available on Dining Chairs




Truffle-D




Patina-D



Corsica Dark-D



Weathered-D



Palisade Dark-D



Farmtable-D



New Classiques-D



Espresso-D



Plantation-D



Java-D

FINISH OPTIONS

Custom Finishes

Seating: Clubfurniture Contract will consider requests for custom finishes. Clubfurniture Contract must be provided with a suitable 8" x 10" finish sample for color matching and consideration. If approved, there will be a \$500 list upcharge for each custom finish developed. Minimum order quantity of seating 30 items is required for approved custom finishes. Products from the Fully Upholstered, Accent Chair, Recliner, Bench, and Ottoman product categories can be combined on one order to achieve the 30 item MOQ.

Dining Chairs: Clubfurniture Contract will consider requests for custom finishes. Clubfurniture Contract must be provided with a suitable 8" x 10" finish sample for color matching and consideration. If approved, there will be a \$500 list upcharge for each custom finish developed. Minimum order quantity of Dining Chair 30 items is required for approved custom finishes. All items from our Dining Chair product category can be combined on one order to achieve the 30 item MOQ, except for the Camden and Gaston Dining Chairs. Camden and Gaston cannot be combined with other Dining Chairs to achieve the 30 item MOQ.

NOTE: Seating and Dining Chair items cannot be combined to achieve the 30 item MOQ.

Accents, Occasional Tables, Entertainment, and Office Furniture: Custom finishes are NOT available. Products are available as shown only.

Finish Disclaimer

Wood is a natural product and minor variations in wood color, grain, and texture may be visible even though the pieces are finished at the same time. Also, light finishes, when exposed to ultraviolet rays, may darken and change color over time. These are not defects in the finish and merchandise cannot be replaced because of these natural variations.

Wood Finish Names

Wood finish names are a description of finish color ONLY and do not indicate the wood species of the furniture to which they will be applied.

TEXTILES

Graded-In Textiles

Clubfurniture Contract offers an extensive program of graded-in textiles including fabrics, vinyls, and polyurethanes from the industry's finest sources listed below. In order to expedite your order, Clubfurniture Contract will handle the purchase and receiving of textiles from these suppliers if you so choose.



Other Textile Vendors and Patterns

Contact Customer Care at 1-888-378-8383 or information@clubfurniture.com for grading of manufacturers and/or patterns other than those included in the price list or website.

Color Matching

Clubfurniture Contract does not guarantee and will not assume responsibility for the fastness of colors or wearing qualities of any material. Because of industry dye lot variations, colors may not match exactly. Any adjustments made will depend upon the fabric manufacturer's willingness to stand behind their product.

Directional Fabrics

Directional fabrics such as plaids, stripes and certain patterns vary due to certain sewing patterns, tufting and contoured shapes of certain styles and models. When required we will upholster to customer specifications but such orders are not subject to return. If you have questions or concerns about one of these fabrics, please contact Customer Care and submit a fabric sample for approval prior to placing an order.

COM TEXTILES

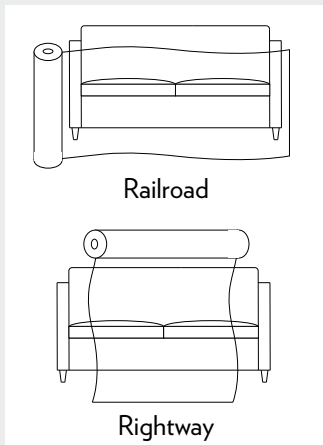
Customer's Own Material (COM)

All items are available with material furnished by the customer. Yardage requirements noted in our price list are based on 54" wide plain material. We can take no responsibility for tailoring, wearability or application of COM covers. Clubfurniture Contract is not held responsible for receipt of defective fabrics, as we apply all COM as first quality goods. At no additional charge,

Clubfurniture Contract will pre-approve any COM at the customer's request. The additional yardages are based on 54" wide goods. Please contact Customer Care if goods are less than 54" wide. Though every effort has been made to estimate excess yardage required for stripes and matches, Clubfurniture Contract takes NO responsibility where additional materials must be ordered.

COM Yardage Requirements

For fabrics with multidirectional or 2-WAY repeats, calculate the COM yardage required by using the higher repeat. Example, if the repeat is 10"V x 5"H, use 10"V for the yardage calculation.



REPEAT	RAILROADED (RR)	RIGHTWAY(RW)	2-WAY
> 1/4-5"	Add 10%	Add 15%	Add 15%
> 6-9"	Add 15%	Add 18%	Add 20%
> 10-13"	Add 20%	Add 25%	Add 30%
> 14-20"	Add 25%	Add 30%	Add 35%
> 21-27"	Add 30%	Add 35%	Add 40%
> 28-34"	Add 35%	Add 40%	Add 45%

RR = Railroad or Top to Selvage

RW = Right Way (as woven) or Top Right or In and Out of Bolt or Up the Goods.

All directional fabric is read and applied as it is represented on the fabric card or manufacturer's website unless otherwise specified.

Leather

Clubfurniture Contract seating products are NOT available in leather. Please consider using one of many "faux leather" materials available from our textile partners to achieve similar results.

Ordering Information

On your purchase order the following COM information must be supplied to us:

- Manufacturer's name
- Manufacturer's pattern and color number
- Correct style number to which COM is to be applied
- A sample of the COM
- Instructions for proper application
- Correct side of fabric

When no instructions are received with your COM we will use our own judgment with no recourse. Extended lead times may occur if COM is not properly identified when received by Clubfurniture Contract is not responsible for any unclaimed COM 15 days beyond shipment of goods.

COM TEXTILES

Shipping COM's

All COM and COL packages must be marked clearly with the following information on BOTH the exterior package and the upholstery material when sent to the factory:

- Your company name & contact person
- Your Clubfurniture Contract purchase order number
- Style number and applicable upholstery cover number

SEATING STANDARDS & OPTIONS

Frame Construction

All frames are made of kiln-dried laminated plywood for strength and dimensional stability. Tongue and groove joinery provides long-lasting durability. Frames are reinforced with corner blocks, glued, and attached with heavy-duty wood screws at the points of greatest stress. Exposed wood parts are crafted from solid hardwood and are hand-sanded prior to finishing for a superior look and feel.

Removable Seat Deck

Most Clubfurniture Contract seating includes a removable seat deck as a standard feature to help facilitate cleaning in contract environments. There is no additional upcharge. Note, there are a handful of exceptions where fixed seats are integral to product design and structural integrity. Individual items that are produced with fixed seats are noted in the price list.



SEATING STANDARDS & OPTIONS

Seat Cushions

Seat cushions are available in two construction options as listed below. Contract cushions are standard. Non-contract cushions, which provide a “softer” seat, are available as an option and must be specified on the purchase order. There is no additional upcharge.

- Contract Cushion (Standard) – comprised of 35 lb. / 2.5 density foam
- Non-Contract Cushion (Optional) – comprised of 25 lb. / 1.8 density foam

Seat Cushion Venting

Seat cushions are vented to allow air to escape from foam and provide a softer seat. This is especially helpful when using vinyl, polyurethanes, or other coated fabrics that don't breathe as easily on their own. Venting is accomplished by die-cutting 8 “breathers” into the fabric on the back side of the seat cushions (i.e. they are not visible when seat cushion is in place). Breathers will be applied to all fabrics received with proper backing materials. There is no additional upcharge.

Multiple Upholstery Cover Application

Most items can be manufactured with a combination of upholstery cover materials (i.e. vinyl and fabric, leather and fabric, multiple fabrics, etc.). If desired, multiple upholstery cover application should be clearly indicated on the purchase order. Upcharges are calculated as follows:

Graded-In: When multiple upholstery materials are specified that fall into different grades, please use pricing for the highest grade plus the additional cover upcharge(s) per piece.

COM: When multiple COM's are specified, please add the additional cover upcharge(s) per piece.

- Chairs, Recliners, Gliders, Benches, Ottomans - \$80 List per additional cover material per piece
- Loveseats - \$110 List per additional cover material per piece
- Sofas - \$135 List per additional cover material per piece
- Dining Chairs - \$30 List per additional cover material per piece
- Pillows - \$60 List per additional cover material per piece

Contact Customer Care at 1-888-378-8383 or information@clubfurniture.com with any additional questions regarding multiple cover materials. Multiple cover diagrams are available on clubfurniture.com or by contacting Customer Care.

Moisture Barrier

Moisture barrier is designed to prevent moisture from penetrating the foam and other filling materials. Moisture barrier is applied between the upholstery cover and filling materials. The upcharges below apply to each surface on which the protective barrier may be applied

Seating

- Seat Cushion and Removable Seat Deck – Standard. No additional upcharge.
- Inside Back - \$110 List per piece. Specify on purchase order.
- Arms - \$80 List per arm. Specify on purchase order.

Dining Chairs

- Seat - \$55 List per piece. Specify on purchase order.
- Inside Back - \$65 List per piece. Specify on purchase order.

D-Ring and Hook Attachment

Optional hardware to ensure removable seat cushions remain attached to seating unit. Can be detached as desired for cleaning. Add \$80 List per cushion upcharge and specify on purchase order. Not available on loose square or kidney throw pillows.

SEATING STANDARDS & OPTIONS

Fire Retardant Products

California Technical Bulletin 117-2013: All Clubfurniture Contract seating is manufactured with foam that meets Cal TB117-2013 guidelines. All specified textiles must meet or exceed the requirements of the State of California Department of Consumer Affairs, Technical Bulletin 117-2013.

California Technical Bulletin 133: Cal TB133 is a flammability test for seating products used in public spaces. Clubfurniture Contract can meet this requirement based on appropriate fabric. Submit specified fabric to Customer Care for approval. The testing procedure for Cal TB133 requires the burning of an entire product since the test is a composite test and not a component test. If Cal TB133 CERTIFICATION is required, a burn test may need to be completed with a specific model and upholstery combination. When using suitable fabric, Clubfurniture Contract will confirm and label the piece as Cal TB133 compliant. When using COM, add two weeks to production time for fabric treatment.

The upcharge to meet TB133 compliance is \$85 List per yard. All fabrics must be reviewed and approved for compliance.

Clubfurniture Contract cannot be held liable if purchase order does not indicate a requirement for Cal TB133 compliance. On some product lines, the fire barrier material may slightly affect the upholstered appearance and increased firmness.

Decorative Nail Trim

<u>Diameter:</u>	<u>Finish:</u>
1/2"	P Pewter
3/4"	B Brass
	V Vintage
	BN Black Nickel

Recliner Power Options

The standard mechanism on most recliner models is 3-position manual push back operation: (1) seated position, (2) back upright with footrest open/extended, (3) back fully reclined with footrest open/extended. Power mechanisms are available as options on all manual push-back recliners. These models are noted in the price list. Power mechanisms are not available on any handle-driven recliners.

Power Option

Back and footrest recline in tandem and are operated with a two-button tethered hand control (black only). Specify on purchase order and add \$315 to List price.

Standard power recline mechanism includes a 110V corded power supply with wire management exiting from the back side of the recliner. A cordless battery pack with charging adapter is also available. Specify on purchase order and add \$150 to List price.

Dual-Action Power Option

Layne and Nora recliner models are available with a Dual-Action power recline mechanism. Back and footrest positions can be adjusted independently of one another and are operated with a four-button tethered hand control (black only). Specify on purchase order and add \$489 to List price.

Dual-Action power recline mechanism includes a corded 110V corded power supply with wire management exiting from the back side of the recliner. A cordless battery pack with charging adapter is also available. Specify on purchase order and add \$220 to List price.



Clubfurniture Contract

Toll Free 1-888-378-8383