


Solenoid adjustment 3/8 wrench



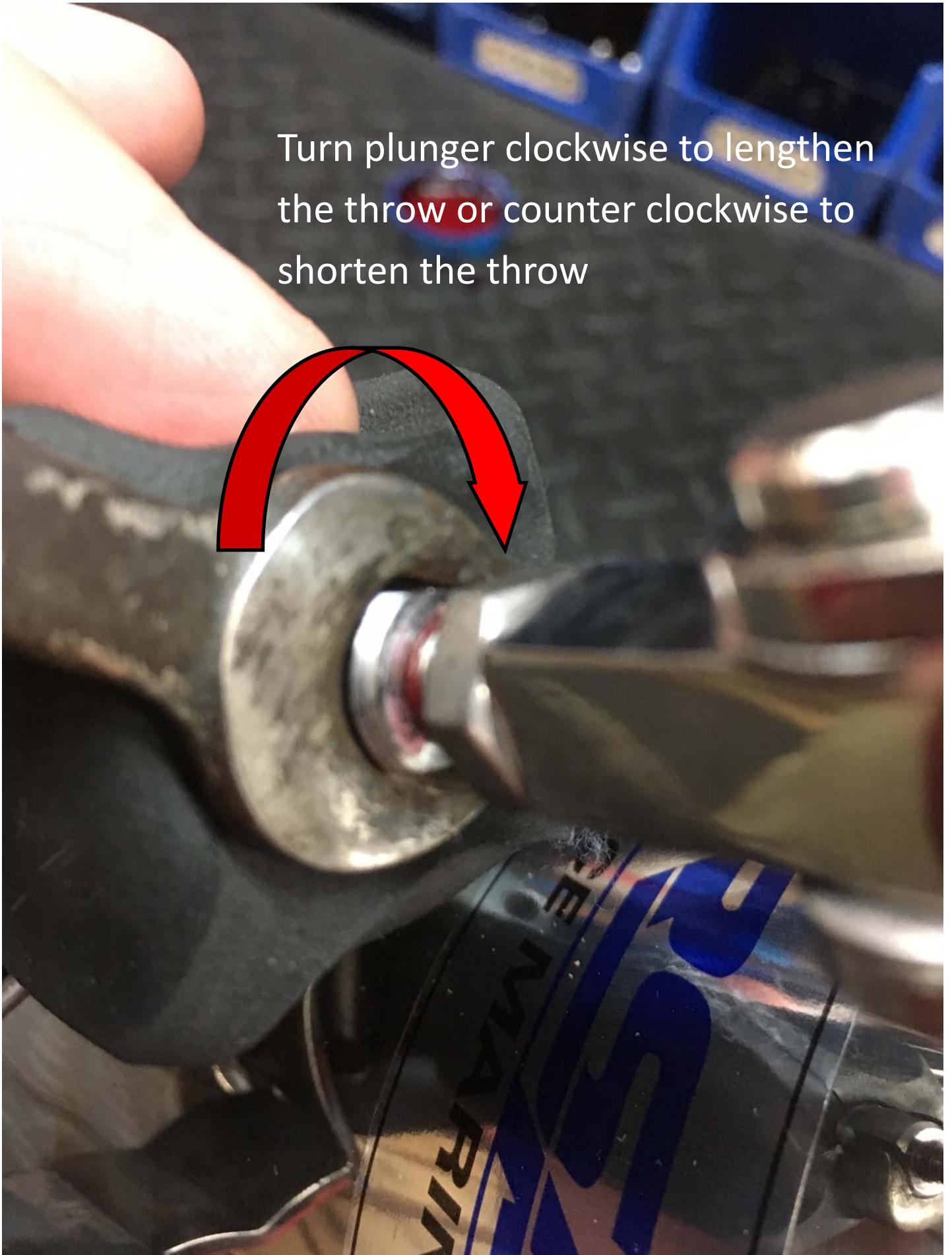
Adjustment locknut 7/16 wrench needed






Loosen up the locknut

Turn plunger clockwise to lengthen the throw or counter clockwise to shorten the throw



A close-up photograph of a person's hand adjusting a metal component on a workbench. The hand is turning a metal rod or handle. The workbench has a diamond-plate pattern. In the background, there are various tools and parts, including a yellow power drill, a white pipe, and blue storage bins. The text "Make the adjustment no more than a 1/4 turn at a time" is overlaid on the image.

Make the adjustment no more than a 1/4 turn at a time