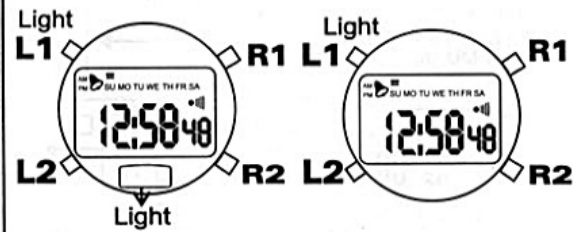


INSTRUCTION MANUAL

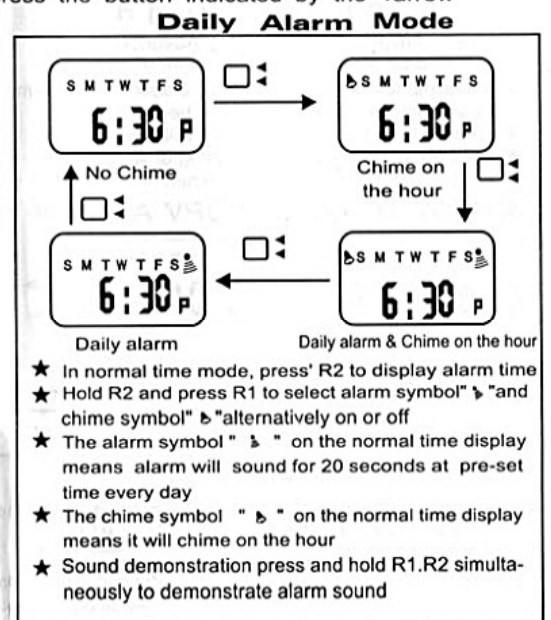
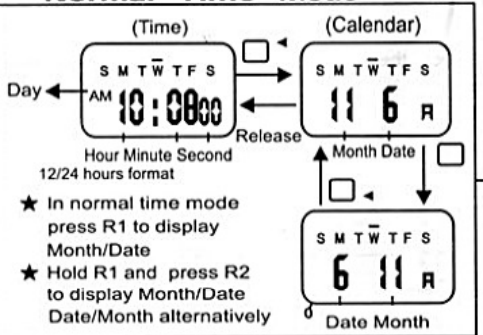
APPLIED MODELS: 6 DIGIT , 9 FUNCTION LCD MEN'S & LADY'S WATCH

BATTERY: CR2032. CR2016 FOR MEN'S WATCH
CR1620. CR1220 FOR LADY'S WATCH

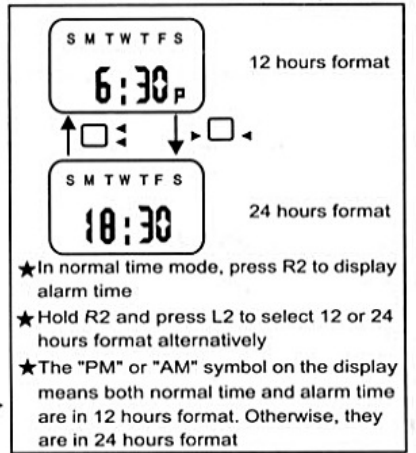


READING THE DISPLAY

Wherever arrow symbol is shown please press the button indicated by the arrow



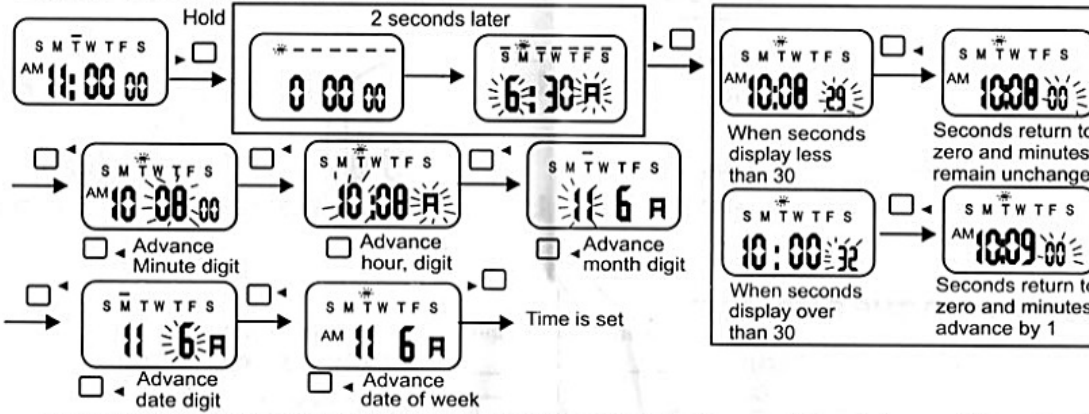
12/24 Hours Format



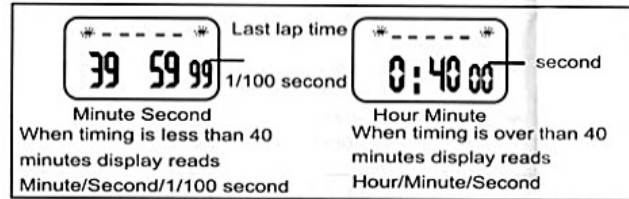
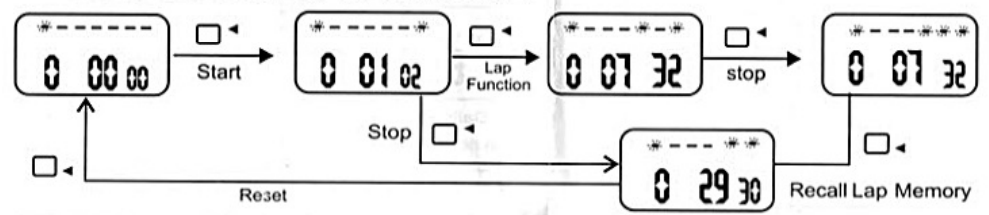
HOW TO SET ALARM TIME



HOW TO SET NORMAL TIME



HOW TO USE STOPWATCH



A. Net time measurement

- ★ In normal time, press L2 to stopwatch mode
- ★ press R1 to start, then press R1 again to stop
- ★ press R2 to return to zero

B. Lap time measurement: (For example many runners on a track)

- Step 1: Press R1 to start then press R2 to display the first runner's time
At this time inner timer still keeps on counting and lap symbol "TH" is flashing.
- Step 2: Press R2 to release lap time display and start to display timing
Another pressure on R2 can display the second runner's time and inner timer still keeps on counting
- Step 3: Repeat step 2 to display next runner's time
- Step 4: Now press R1 to stop timing and to display the last second runner's time
- Step 5: Then press R2 to release lap time and to display the last runner's time
- Step 6: Press R2 to return display to zero, press L2 to normal time mode
- Remark: If there are only two runners skip step 2 & step 3.

TO PRESERVE THE QUALITY OF YOUR WATCH

- ★ As this watch contains precise electronic components, it is suggested that the backcover be removed only by authorized expert
- ★ Do not operate pushers when the watch is wet or in water
- ★ If the watch is used in water or if it is wet, wipe it thoroughly dry. If it is exposed to sea water once it is in fresh water and then wipe it dry
- ★ Should water or condensation appear in the watch, immediately have it overhauled because water can condense electronic parts inside the case
- ★ Although the watch is designed to withstand shocks under normal use, it is inadequate to subject it to rough impact
- ★ Clean the watch with a soft cloth or water never use chemical solution
- ★ Avoid exposing the watch to strong chemicals such as gasoline, aerosol spray, paints etc. whose chemical action will damage watch
- ★ Avoid wearing the watch in electromagnetic condition
- ★ Renew battery at sales store when it is used up.