

CLASSENTINO MARBLE™



COLORBODY™ PORCELAIN STONEWARE

TRUEEDGE™ | REVEAL IMAGING®

FLOOR TILE - AVAILABLE IN MATTE AND POLISHED




CT30 Palazzo White




CT31 Corinth Beige



CT32 Coliseum Gray



CT33 Imperial Brown




CT34 Centurio Black


2 x 3 LINEAR HEX MOSAIC - MATTE 12 x 12 SHEET




CT30 Palazzo White




CT31 Corinth Beige



CT32 Coliseum Gray




CT33 Imperial Brown




CT34 Centurio Black


CLASSIC WEAVE MOSAIC - POLISHED 14 x 14.5 SHEET



CT35 Coliseum Gray & Palazzo White



CT36 Palazzo White & Centurio Black








CT37 Corinth Beige & Imperial Brown

USAGE

Floors	Walls	Countertops
F	W	C

SIZES

			Thickness	Sq. Ft./ Carton	Pieces/ Carton
	24 x 48 Floor Tile	(23-3/8" x 46-15/16") (59.44 cm x 119.2 cm)	3/8"	15.26	2
	24 x 24 Floor Tile	(23-3/8" x 23-3/8") (59.44 cm x 59.44 cm)	3/8"	15.20	4
	12 x 24 Floor Tile	(11-5/8" x 23-3/8") (29.56 cm x 59.44 cm)	3/8"	15.12	8
	2 x 3 Linear Hex Mosaic* (Mesh- Mounted)	(12-1/8" x 12-3/16") (30.81 cm x 30.94 cm)	3/8"	8.50	10
	Classic Weave Mosaic† (Mesh- Mounted)	(14-3/8" x 14-9/16") (36.49 cm x 37.06 cm)	3/8"	10.50	10

*Only available in Matte

†Only available in Polished

APPLICATIONS

	Target DCOF wet	Suitable
Dry & Level - Interior Floor	N/A	■
Wet & Level - Interior Floor	≥ 0.42	■†
Shower Floors (Residential or Light Commercial)	≥ 0.42	■*
Exterior Floor Applications (including pool decking & other wet areas with minimal footwear)	≥ 0.60	
Ramps & Inclines	≥ 0.65	
Walls/Backsplashes	N/A	■
Countertops	N/A	■
Pool Linings	N/A	■*

A DCOF value of ≥ 0.42 is the standard for tiles specified for level interior spaces expected to be walked upon when wet, as stated in ANSI A1371-2012, Section 9.6. For more information about DCOF and the DCOF AcuTest™, visit marazzitile.com/DCOF.

APPLICATION NOTES:


Mosaics and floor tile are suitable for many residential and commercial floors; in addition, mosaics are also suitable for residential and light commercial shower floors. Suitable for exterior applications in freezing and non-freezing climates, when proper installation methods are followed.

* Linear Hex Mosaic only † Matte Finish only




All or select items within this series meet the requirements for these qualifications. For more information visit marazzitile.com.

TRIM

Description	Number	Size	Shape
Floor Bullnose	S-43F9	3 x 24	

INSTALLATION

Grout Joint Recommendation	Shade Variation
1/8" (3/16" when multiple sizes are installed in a modular pattern, and/or when installing tile with a length 15" or greater in a staggered brick-joint pattern; overlap should not exceed 33%.)	 Random* Variation (V4)

*Random visuals enhance the natural beauty of this product. To achieve optimal results, all tile should be selected from multiple cartons and shading and graphic arrangement planned prior to installation.

PERFORMANCE CHARACTERISTICS

	ASTM#	Matte Result	Polished Result
Water Absorption	C373	< 0.5%	< 0.5%
Breaking Strength	C648	> 275 lbs	> 275 lbs
Scratch Hardness	MOHS	8.0	7.0
Chemical Resistance	C650	Resistant	Resistant

For additional information on test results, visit us at: marazzitile.com/information/TestResults.

NOTES

Since there are variations in all fired ceramic and natural products, tile and trim supplied for your particular installation may not match samples. Final confirmation should be made from actual tiles and trim prior to installation. Manufactured in accordance with ANSI A137.1 standards.

Not for use on ramps. Water, oil, grease, improper drainage and certain footwear can create slippery conditions. Floor applications expected to be exposed to these conditions require extra caution in product selection.

For additional information refer to "Factors to Consider" at: marazzitile.com/Factors.

Special consideration needs to be given when installing tiles greater than 15 inches. Please refer to marazzitile.com/LargeTiles for more information.

Manufacturer Advisory: All tile is measured by the DCOF AcuTest™ method. Tiles with DCOF values <0.42 are not recommended for use in areas with wet or slippery conditions. For more information, see ANSI standard A137.1 section 6.2.2.1.10, available at www.tileusa.com.

Special care should be taken when grouting with dark pigmented colors. A grout release is recommended to prevent finely powdered pigments from lodging in the pores of the surface. Use of a latex modified thin-set is recommended for installation.