



FLOOR

# SADDLE BROOK™

GLAZED PORCELAIN with REVEAL IMAGING®

 **daltile**®  
IMAGINE WHAT'S POSSIBLE



Above and cover photos feature Saddle Brook™ Farmhouse 6 x 36 on the floor.

## The Beautiful Look of Hardwood without Compromise

### USAGE

Floors	Walls	Countertops
F	W	C

Let the warmth and timeless look of hardwood flow through the entire home with Saddle Brook glazed porcelain tile. An authentic hardwood visual is combined with four natural wood tones to give a realistic look on a durable, scratch-resistant surface.

- **AUTHENTIC APPEAL**

- Timeless design and a warm color palette are combined for an authentic look
- Reveal Imaging® technology creates an incredibly authentic visual by combining rich color with a wide variation of natural wood patterns
- Popular plank size with coordinating trim

- **RICHNESS OF WOOD WITHOUT THE WORRY**

- High moisture resistance, which is ideal to bring a wood look to areas such as bathrooms and kitchens
- Ease of maintenance and high durability of glazed porcelain



**PRE-CONSUMER RECYCLED MATERIALS**



**MADE IN THE U.S.A.**



**REVEAL IMAGING®**

All or select items within this series meet the requirements for these qualifications. For more information visit [daltille.com](http://daltille.com).



# SADDLE BROOK™

GLAZED PORCELAIN with REVEAL IMAGING®

## FLOOR TILE\*



OAK TRAIL SD13



FARMHOUSE SD14



WALNUT CREEK SD15




GRAVEL ROAD SD16

\* Also available in Saddle Brook XT™ SD83-86 with StepWise™ technology for exterior floor applications.

# SADDLE BROOK™

GLAZED PORCELAIN with REVEAL IMAGING®

## SIZES

			Thickness	Sq. Ft./ Carton	Pieces/ Carton
	6 x 36 Floor Tile	(5-7/8" x 35-7/16") (15.00 cm x 90.00 cm)	5/16"	13.05	9

## APPLICATIONS


	Target DCOF wet	Suitable
Dry & Level – Interior Floor	N/A	✓
Wet & Level – Interior Floor	≥ 0.42	✓
Shower Floors (Residential or Light Commercial)	≥ 0.42	
Exterior Floor Applications (including pool decking & other wet areas with minimal footwear)	≥ 0.60	
Ramps & Inclines	≥ 0.65	
Walls/Backsplashes	N/A	✓
Countertops	N/A	✓
Pool Linings	N/A	

A DCOF value of ≥ 0.42 is the standard for tiles specified for level interior spaces expected to be walked upon when wet, as stated in ANSI A137.1-2012, Section 9.6. For more information about DCOF and the DCOF AcuTest™, visit [daltile.com/DCOF](http://daltile.com/DCOF).

### APPLICATION NOTES:


Suitable for exterior applications in freezing and non-freezing climates, when proper installation methods are followed.

## TRIM

Type	Number	Size	Pieces/ Carton
 Bullnose	S-43H9	3 x 18	16

Floor bullnose trim is intended to coordinate with floor tile in the standard 90-degree installation position.

## INSTALLATION

Grout Joint Recommendation	Shade Variation
3/16" (Overlap should not exceed 33% when installing tile with a length 15" or greater in a staggered brick-joint pattern.)	 High (V3)

## PERFORMANCE CHARACTERISTICS

	ASTM#	Result
Water Absorption	C373	< 0.5%
Breaking Strength	C648	> 275 lbs
Scratch Hardness	MOHS	8.0
Chemical Resistance	C650	Resistant
Abrasion Resistance	C1027	3

For additional information on test results, visit us at: [daltile.com/information/TestResults](http://daltile.com/information/TestResults).

## NOTES

Since there are variations in all fired ceramic and natural products, tile and trim supplied for your particular installation may not match samples. Final confirmation should be made from actual tiles and trim prior to installation. Manufactured in accordance with ANSI A137.1 standards.

Not for use on ramps. Water, oil, grease, improper drainage and certain footwear can create slippery conditions. Floor applications expected to be exposed to these conditions require extra caution in product selection.

For additional information refer to "Factors to Consider" at: [daltile.com/Factors](http://daltile.com/Factors).

Special consideration needs to be given when installing tiles greater than 15 inches. Please refer to [daltile.com/LargeTiles](http://daltile.com/LargeTiles) for more information.

Use of a latex modified thin-set is recommended for installation. For more information, visit [daltile.com](http://daltile.com).

Saddle Brook XT™ with StepWise™ technology is also available for exterior floor applications. For more information, visit [daltile.com/SaddleBrookXT](http://daltile.com/SaddleBrookXT).



DESIGNED TO HELP EARN LEED™ CREDITS. For more detailed information, visit [daltilegreenworks.com](http://daltilegreenworks.com).

7834 C.F. Hawn Freeway,  
Dallas, Texas 75217 | 1.800.933.TILE

To view the complete collection of Daltile® products and information, visit our website at [daltile.com](http://daltile.com).



IMAGINE WHAT'S POSSIBLE™

©2017 Daltile (7/17)