

Crossville Studios

BRICKLANE



RED BRICK

BrickLane's character is revealed in the amazing variation of shading within each color, the high variability of graphics creating a look of old plaster on brick (Brick Deco) and the mixing of delicate textures and patterns (Hexagon Deco).

WHITE



MRCBRLWHI312



MRCBRLWHI312DEC




MRCBRLWHI10HEX / WHIHEXDEC

RED



MRCBRLRED312



MRCBRLRED312DEC



MRCBRLRED10HEX / REDHEXDEC

BEIGE



MRCBRLBEI312




MRCBRLBEI312DEC



MRCBRLBEI10HEX / BEIHEXDEC

OLIVE



MRCBRLOLI312



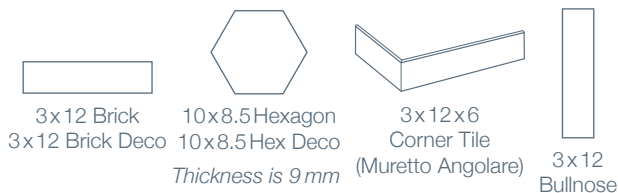
MRCBRLOLI312DEC



MRCBRLOLI10HEX / OLIHEXDEC

Available Sizes

Thickness 8.5 mm



Grout Joint Thickness Examples:

The Brick / Brick Deco field tiles are non-rectified. While they can be installed with a 3mm grout joint, to reproduce a traditional brick installation use an 8mm to 12mm wide grout joint.

The Hexagon / Hexagon Deco field tiles are non-rectified. These tiles have a maximum height variation of 0.52 mm from side to side. Due to this slight variation a minimum 3mm grout joint is recommended.

Technical Specifications

Product Performance	Result	Testing Method
Water Absorption	≤ 0.1%	ISO 10545-3
Breaking Strength	S ≥ 1800 N R ≥ 45 N/mm ²	ISO 10545-4
Frost Resistance	Resistant	ISO 10545-12
Chemical Resistance	UA ULA UHA-ULA	ISO 10545-13
Deep Scratch Resistance	≤ 150 mm ³	ISO 10545-6
DCOF	≥ 0.42	ANSI A 137.1:2012
Shade Variation	V4	
Usage	Suitable for residential and commercial interior and exterior floor and wall applications.	

View other great product options and find detailed product specifications at crossvillestudios.com



Photo features BrickLane Olive 3 x 12 (Exterior Wall) and Red Hexagon 10 x 8.5 (Interior and Exterior Floor).