

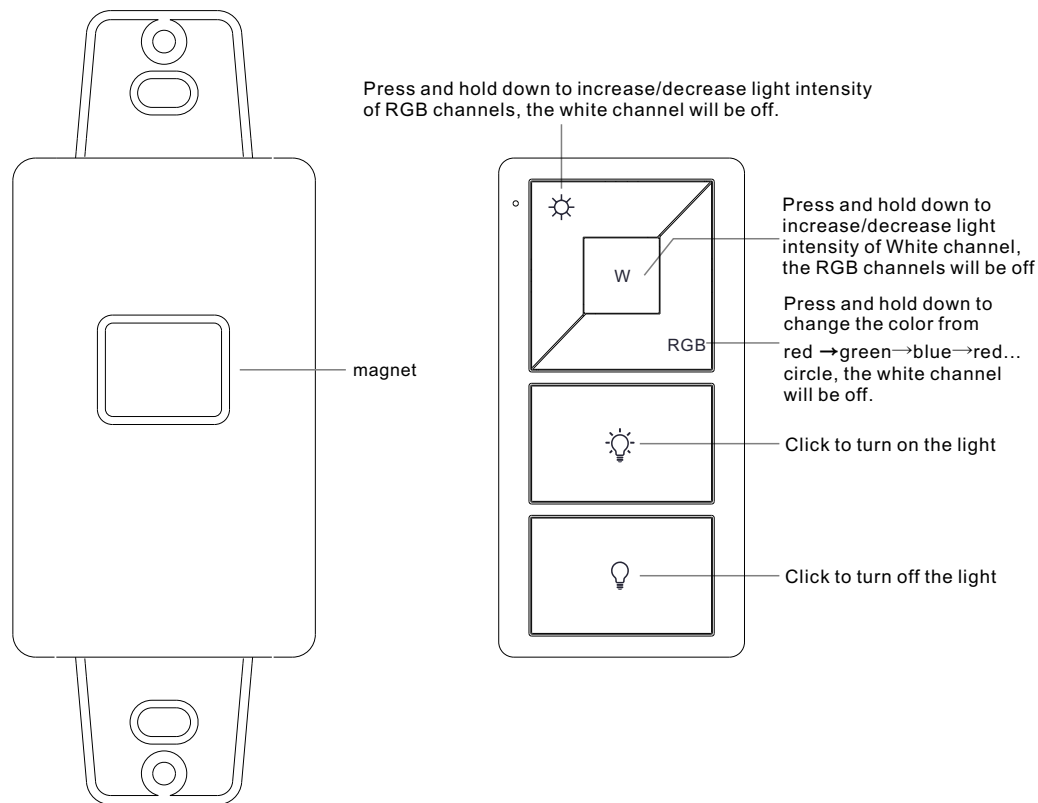
# RF Wireless RGBW remote

09.23N5R.04755



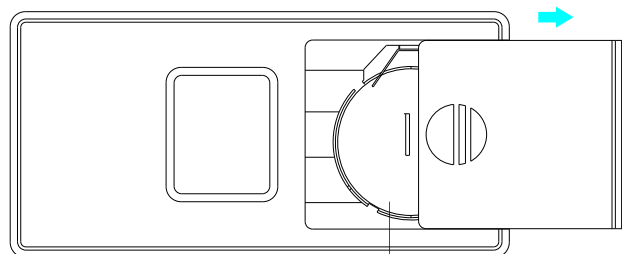
**Important:** Read All Instructions Prior to Installation

## Function introduction



Bracket

Front side



Back side

**Note:** Before the first use, please remove the protective film on the battery.

## Product Data

Output	RF signal
Operation Frequency	916.5MHz
Power Supply	3V(CR2032 battery)
Operating temperature	0-40°C
Relative humidity	8% to 80%
Dimensions	66x32.5x8.9mm

- Control 1 zone of receiver
- RGBW color controller
- Compatible with all universal series RF receivers
- 1 receiver can be paired by max 8 different remote controls.
- Waterproof grade: IP20

## Safety & Warnings

- This device contains a button lithium battery that shall be stored and disposed properly.
- DO NOT expose the device to moisture.

## Operation

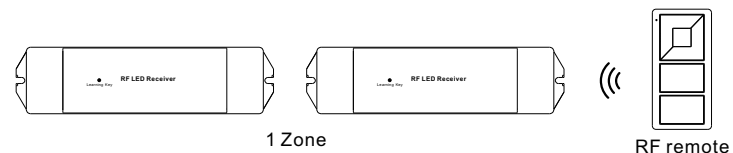
### 1. Pair with RF receivers:

Click "Learning Key" on RF receiver, or re-power on the receiver three times → Click ☀ or RGB button on RF remote → LED lights connected with the receiver will flicker once → The receiver is paired with remote successfully.

### 2. How to delete the pairing:

Press and hold down "Learning Key" on the receiver for over 3 seconds until connected LED lights flicker twice, which means the pairing is deleted successfully.

**If you use multiple receivers, you can have all the receivers in the same zone**



## Installation

