

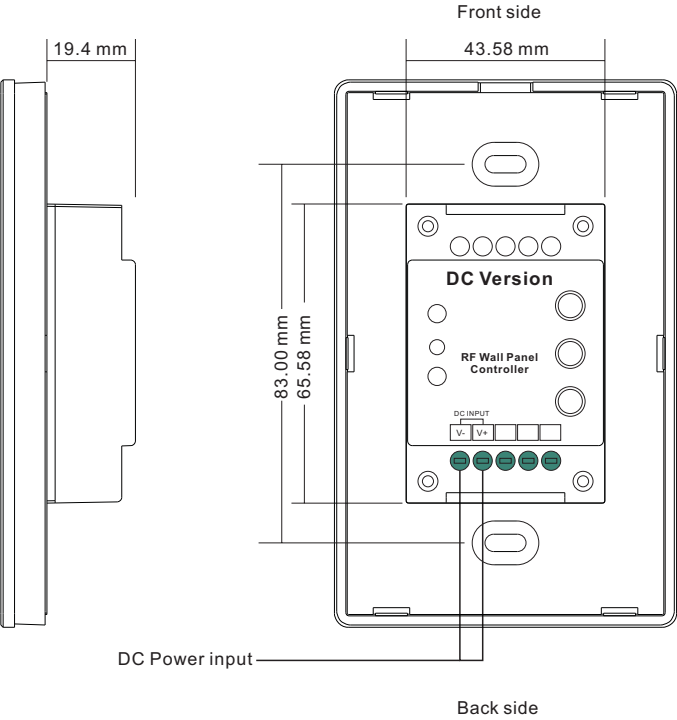
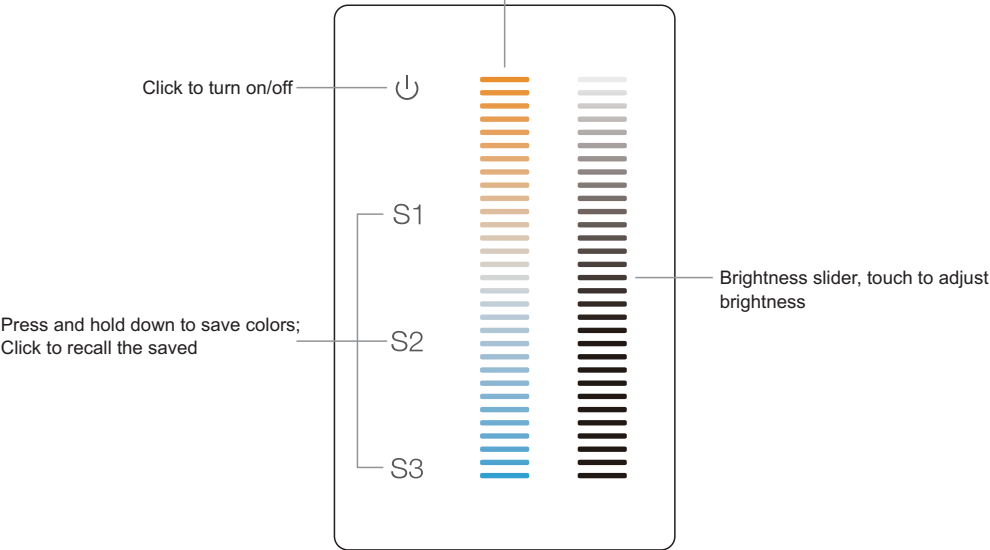
# RF Dual Color Wall Mounted Controller

09.284DU.04718



**Important:** Read All Instructions Prior to Installation  
**Function introduction**

Dual color slider, touch to adjust color temperature between Warm White and Cool White



## Product Data

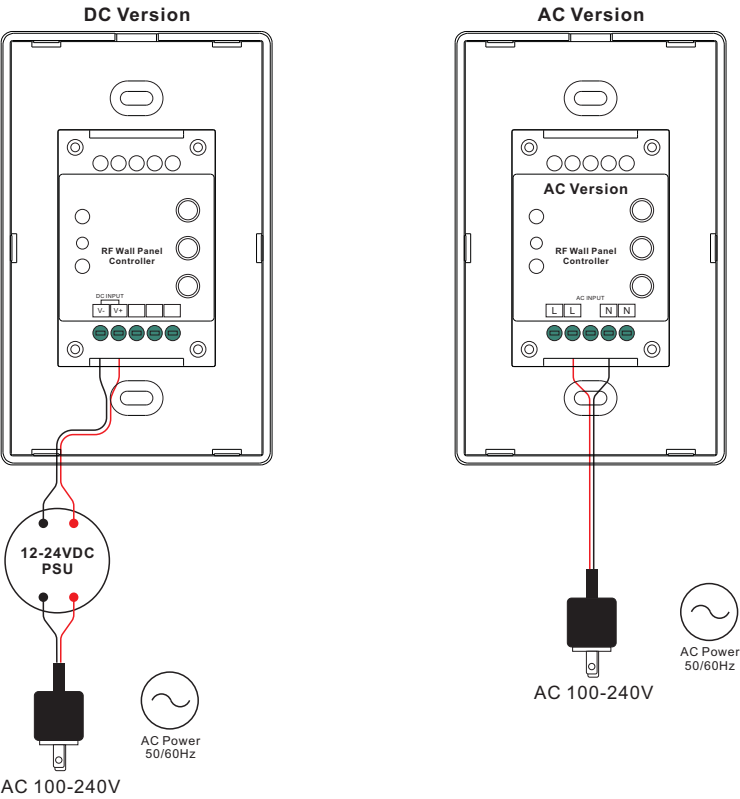
	DC Version	AC Version
Output Signal	RF signal	RF signal
Power Supply	12-24VDC	100-240VAC
Power consumption	20 mA	20 mA
Operating temperature	0-40°C	0-40°C
Relative humidity	8% to 80%	8% to 80%
Dimensions	75x120x29.1mm	75x120x29.1mm

- Touch sensitive
- Glass interface(white & black)
- Compatible with all universal series RF receivers, radio frequency: 916.5MHz
- Control CCT color
- Control 1 zone of RF receiver
- Waterproof grade: Ip20

## Safety & Warnings

- DO NOT install with power applied to device.
- DO NOT expose the device to moisture.

## Wiring diagram



**Pair with RF receivers:**

Turn on the wall panel controller → Click "Learning Key" on RF receiver, or re-power on the receiver three times → Touch CCT color slider on RF remote → LED lights connected with the RF receiver will flicker once

---

→ The receiver is paired with the remote successfully.

**How to delete the pairing:**

Press and hold down "Learning Key" on the receiver for over 3 seconds until connected LED lights flicker twice, which means the pairing is deleted successfully.

**Installation**