

# LED Neon Light - Top Bend-1010N-TB-2835

GL LED Neon Light Vertical Bending 1010VB PRO is a versatile LED neon light product that can be bent vertically along a lighting surface to allow flexible lighting designs and produce uniform and even lights without any hotspots. This product is specially designed with the technology that a single damaged LED does not compromise the overall lighting effect of the strip light. It offers four distinct color temperatures, all with a CRI greater than 90. The surface of the neon light is treated with matte, producing its smoothness and resistance to dust. Its IP67 rating ensures the versatile application of the product in both indoor and outdoor environments.

## Features

- Dimension: 0.39in x 0.39in.
- Unique design - remains operational despite partial damage to the internal FPC board.
- Constant voltage; maximum run by a single power feed is 32.8ft; 3.94inch cutting interval with quick connectors.
- Matte treated surface - improved smoothness and dust resistance.
- End cap designed to match the width of the tape light; versatile power cords connection directions: straight, side, and back powered.
- 50,000h long lifespan with 3 years limited warranty.
- UL listed.

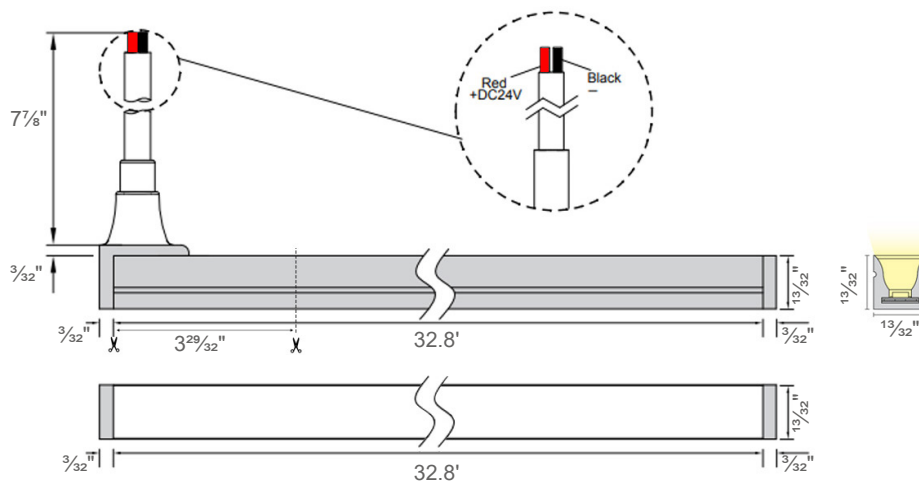


## Specification

<b>Input Voltage</b>	24VDC			
<b>Dimmable</b>	PWM, Forward phase, Triac, 0-10V, MLV, ELV			
<b>Lead Wire</b>	7/8"			
<b>Color Temperature</b>	2700K	3000K	3500K	4000K
<b>Brightness</b>	225lm/ft	225lm/ft	246lm/ft	252lm/ft
<b>Light Efficacy</b>	75lm/W	75lm/W	82lm/W	84lm/W
<b>Power Consumption</b>	3W/ft			

<b>No Voltage Drop</b>	32.8'
<b>LED Chip</b>	2835
<b>Operating Temperature</b>	14°F~113°F
<b>Lumen Maintenance</b>	50,000 hrs
<b>CRI</b>	90+
<b>IP Rating</b>	IP67 (Wet location)

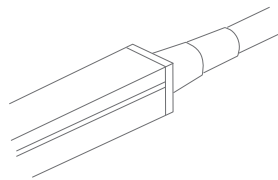
## Dimension



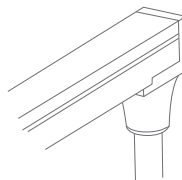
## Order Information

GL -	Series <b>1010N-TB-2835</b>	Color Temperature ^	Voltage <b>24V</b>	IP Rating <b>IP67</b>	Lead Wire Type ^	Length(ft) ^	Power Supplies ^
		<div style="border: 1px solid black; padding: 5px;"> <b>27K-2700K</b>  <b>30K-3000K</b>  <b>35K-3500K</b>  <b>40K-4000K</b> </div>			<div style="border: 1px solid black; padding: 5px;"> <b>RF-Rear Feed Lead Wire</b>  <b>BF-Back Feed Lead Wire</b>  <b>SF-Side Feed Lead Wire</b> </div>	<div style="border: 1px solid black; padding: 5px;"> <b>32-32ft</b> </div>	<div style="border: 1px solid black; padding: 5px;"> <b>ND-Non-Dimmable</b>  <b>TD-Triac Dimming</b>  <b>ED-ELV Dimming</b>  <b>OD-0-10V Dimming</b> </div>

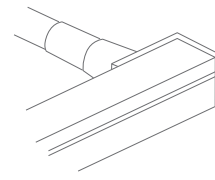
## Lead Wire Type



Rear Feed Lead Wire



Back Feed Lead Wire



Side Feed Lead Wire

## Voltage Drop Guidance Chart

This table provides general guidelines for determining Wire Gauge based on total load and distance from LED transformer to beginning of luminaire.

### 24V Voltage Drop & Wire Length Distance Chart (3% Drop or 23.28V)

Wire Gauge (AWG)	10W 0.42A	20W 0.83A	30W 1.3A	40W 1.7A	50W 2.1A	60W 2.5A	70W 2.9A	80W 3.3A	90W 3.75A	100W 4.2A
20	85ft	43ft	27ft	21ft	17ft	14ft	12ft	11ft	9ft	8ft
18	134ft	68ft	45ft	33ft	27ft	22ft	19ft	17ft	15ft	14ft
16	215ft	109ft	72ft	54ft	43ft	36ft	31ft	27ft	24ft	22ft

**Step 1:** Calculate Total Load: Check the power consumption of the LED light (e.g. 3W/ft). Calculate the total load of the LED light based on the light length (e.g. 10ft). The total load is 3W/ft x 10ft = 30W.

**Step 2:** Find Distance from Transformer to the Light Beginning: Check the distance between the transformer to the beginning of the light onsite. Let's assume it is 40ft. Round up to the nearest one on the table (Column 30W), which is 45ft.

**Step 3:** Choose Suitable Wire Gauge: According to the table (Column 30W & Row 45ft), it's recommended to use 18AWG or up wire between the transformer and LED light to eliminate voltage drop.

Note: This table is calculated based on the theoretical voltage drop formula. The wire quality, the LED light technology and environment conditions affect the result also. This table is only for reference.

## Bending Options



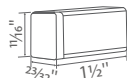
Top Bend

## Accessories

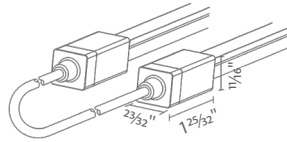
### Connecting Accessories



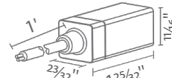
End Cap Type A  
(with Silicon Glue)  
**GL-1010N-EC-A**



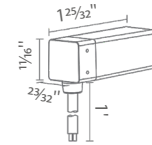
End Cap Type B  
(without Glue)  
**GL-1010N-EC-B**



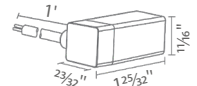
Jumper Connector  
**GL-1010N-JP-S**



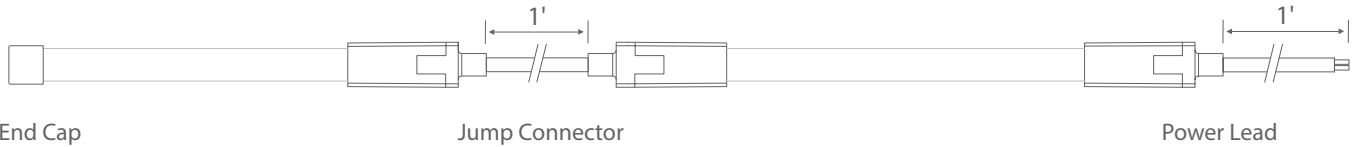
Power Lead  
- Rear Feed  
**GL-1010N-PL-RF**



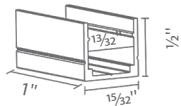
Power Lead  
- Bottom Feed  
**GL-1010N-PL-BF**



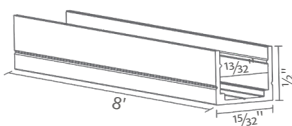

Power Lead  
- Side Feed  
**GL-1010N-PL-SF**




### Mounting Accessories



Mounting Buckle  
**GL-1010N-MB**



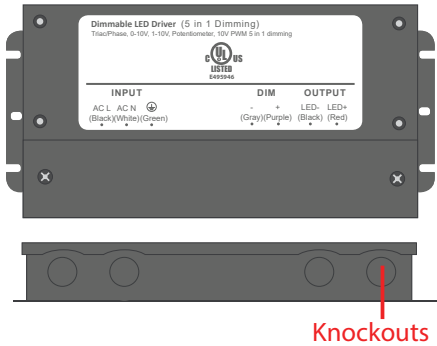
Mounting Channel  
**GL-1010N-MCH-8**



## Recommended Transformer (Sold Separately)


### LED Dimmable Transformer - 5 in 1 dimming

G Series

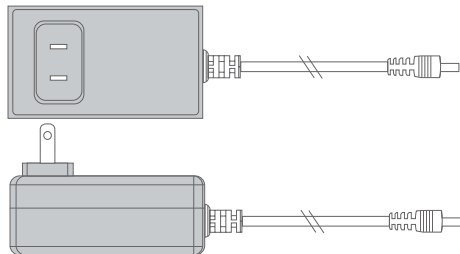


Model No.	Output Voltage	Wattage	Dimensions (L x W x H)	Certificates
G-60W-24V	24V	60W	7 <sup>13</sup> / <sub>32</sub> "x3 <sup>3</sup> / <sub>4</sub> "x1 <sup>3</sup> / <sub>4</sub> "	FCC, UL, Class 2
G-96W-24V	24V	96W	8 <sup>21</sup> / <sub>32</sub> "x3 <sup>3</sup> / <sub>4</sub> "x1 <sup>23</sup> / <sub>32</sub> "	FCC, UL, Class 2
G-150W-24V	24V	150W	10 <sup>9</sup> / <sub>32</sub> "x4 <sup>5</sup> / <sub>32</sub> "x1 <sup>15</sup> / <sub>16</sub> "	FCC, UL, Class 2
G-200W-24V	24V	200W	10 <sup>9</sup> / <sub>32</sub> "x4 <sup>5</sup> / <sub>32</sub> "x1 <sup>15</sup> / <sub>16</sub> "	FCC, UL, Class 2
G-300W-24V	24V	300W	10 <sup>9</sup> / <sub>32</sub> "x4 <sup>5</sup> / <sub>32</sub> "x1 <sup>15</sup> / <sub>16</sub> "	FCC, UL, Class 2

### LED Non-Dimmable Transformer



Model No.	Output Voltage	Wattage	Dimensions (L x W x H)	Certificates
APV-8W-24V	24V	8W	2.30x1.20x0.90in	CE, RU, Class 2
APV-35W-24V	24V	35W	3.30x2.20x1.20in	CE, RU, Class 2
LPV-60W-24V	24V	60W	6.40x1.70x1.30in	CE, RU, Class 2
XLG-100W-24V	24V	100W	5.50x2.50x1.25in	CE, RU
XLG-150W-24V	24V	150W	5.51x2.48x1.26in	CE, RU
XLG-200W-24V	24V	200W	7.09x2.48x1.40in	CE, RU
HLG-320W-24V	24V	320W	9.90x3.50x1.70in	CE, RU
HLG-600W-24V	24V	600W	11.00x5.70x1.90in	CE, RU



Model No.	Output Voltage	Wattage	Dimensions (L x W x H)	Certificates
YHY-36W-24V	24V	36W	3.40x1.90x1.25in	UL, FCC, CE
YHY-60W-24V	24V	60W	4.50x1.90x1.20in	UL, FCC, CE
TPZ-96W-24V	24V	96W	7.00x3.10x1.80in	UL, FCC, CE