

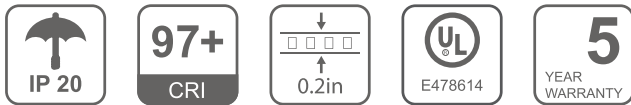
# LED Strip Light - LEGEND-3 Series



This flexible LED light strip LEGEND-3 is great for small aluminum channel or other limit space. Using 600 LEDs, Commercial grade of 97+ Color Rendering Index (CRI) light, the flexible light strip emits up to 5,559 lumens of powerful illumination.

## Features

- Slim, flexible and cuttable design allows for easy installation and illuminates every edge with light.
- Perfect for small aluminum channels with only 5mm width.
- Easy installation featuring 3M VHB adhesive backing.
- Dimmable available with PWM, Forward phase, Triac, 0-10V, MLV, ELV.
- 50,000h long lifespan with 5 years limited warranty.
- UL listed.

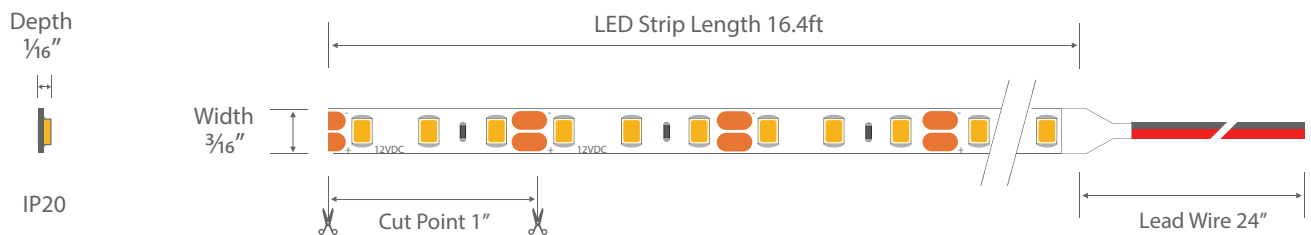


## Specification

<b>Input Voltage</b>	12VDC		
<b>Dimmable</b>	PWM, Forward phase, Triac, 0-10V, MLV, ELV		
<b>Lead Wire</b>	20 AWG, 2ft (2 Wires)		
<b>Color Temperature</b>	2700K	3000K	4000K
<b>Brightness</b>	247 lm/ft	253 lm/ft	268 lm/ft
<b>Light Efficacy</b>	82.3 lm/W	84.3 lm/W	89.3 lm/W
<b>Power Consumption</b>	3W/ft		

<b>LED Quantity</b>	36 LEDs/ft
<b>No Voltage Drop</b>	16.4 ft MAX
<b>LED Chip</b>	2835
<b>Operating Temperature</b>	-13°F~104°F
<b>Lumen Maintenance</b>	50,000 hrs
<b>CRI</b>	97+
<b>IP Rating</b>	IP20 (Dry location)

## Dimension



## Order Information

LED Type	LED Quantity per Meter	Color Temperature	Voltage	IP Rate	Special Features
GL - 2835	120	<span style="color: orange;">■</span> 2700K <span style="color: yellow;">■</span> 3000K <span style="color: lightyellow;">■</span> 4000K	12-12VDC	IP20-Nonwaterproof	5MM-Width 5mm

### Voltage Drop Guidance Chart

This table provides general guidelines for determining Wire Gauge based on total load and distance from LED transformer to beginning of luminaire.

#### 12V Voltage Drop & Wire Length Distance Chart (3% Drop or 11.64V)

Wire Gauge (AWG)	10W 0.83A	20W 1.7A	30W 2.5A	40W 3.3A	50W 4.2A	60W 5A
20	18ft	9ft	6ft	5ft	4ft	3ft
18	34ft	17ft	11ft	8ft	6ft	5ft
16	54ft	27ft	18ft	13ft	10ft	9ft







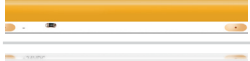





**Step 1:** Calculate Total Load: Check the power consumption of the LED light (e.g. 3W/ft). Calculate the total load of the LED light based on the light length (e.g. 10ft). The total load is 3W/ft x 10ft = 30W.

**Step 2:** Find Distance from Transformer to the Light Beginning: Check the distance between the transformer to the beginning of the light onsite. Let's assume it is 10ft. Round up to the nearest one on the table (Column 30W), which is 11ft.

**Step 3:** Choose Suitable Wire Gauge: According to the table (Column 30W & Row 11ft), it's recommended to use 18AWG or up wire between the transformer and LED light to eliminate voltage drop.

Note: This table is calculated based on the theoretical voltage drop formula. The wire quality, the LED light technology and environment conditions affect the result also. This table is only for reference.

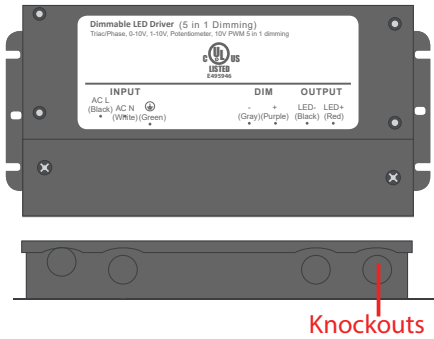
### LED Strip Light Comparison Chart

	Series	Features	Color Temperature	Input Voltage	Lumen Output	No Voltage Drop	Power	CRI
	<b>DIM TO WARM</b>	Light Efficiency 105LM/W	1800K~3000K	24VDC	Up to 462 lm/ft	16.4ft Max	4.4W/ft	97+
	<b>INFINITE</b>	Max Run 65.6ft	2700K, 3000K, 3500K, 4000K	24VDC	Up to 234 lm/ft	65.6ft Max	3W/ft	93+
	<b>ECO</b>	Cost Effective	2700K, 3000K, 4000K	12VDC	Up to 226 lm/ft	16.4ft Max	3W/ft	93+
	<b>PRO</b>	73 LEDs/ft	2700K, 3000K, 4000K	24VDC	Up to 575 lm/ft	16.4ft Max	4.4W/ft	93+
	<b>LEGEND</b>	Brightest CRI 97+	1800K, 2700K, 3000K, 4000K, 6500K, Blue, Red	24VDC	Up to 848 lm/ft	16.4ft Max	7W/ft	97+
	<b>LEGEND-3</b>	0.2in Width	2700K, 3000K, 4000K	12VDC	Up to 268 lm/ft	16.4ft Max	3W/ft	97+
	<b>COB</b>	Seamless	2700K, 3000K, 4000K, 6500K	24VDC	Up to 416 lm/ft	16.4ft Max	4.4W/ft	90+
	<b>FOR SAUNA</b>	High temperature Resistance	2700K, 3000K, 4000K, 6000K	24VDC	Up to 287 lm/ft	16.4ft Max	3W/ft	90+
	<b>SIDE BEND</b>	Bendable & Cut Flexible	2700K, 3000K, 4000K, 6500K	12VDC	Up to 457 lm/ft	16.4ft Max	4.4W/ft	90+
	<b>SPI</b>	Light Chasing	2700K, 3000K, 4000K	12VDC	Up to 301 lm/ft	16.4ft Max	4.4W/ft	90+
	<b>FOR BREAD</b>	Fresh Bread	2500K	12VDC	Up to 200 lm/ft	16.4ft Max	4.4W/ft	N/A
	<b>FOR MEAT</b>	Fresh Meat	2900K	12VDC	Up to 200 lm/ft	16.4ft Max	4.4W/ft	N/A

GL LED US LIGHTING reserves the right to modify this specification without prior notices.

## Recommended Transformer (Sold Separately)

### LED Dimmable Transformer - 5 in 1 dimming G Series

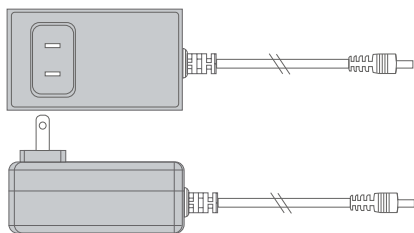


Model No.	Output Voltage	Wattage	Dimensions (L x W x H)	Certificates
G-60W-24V	24V	60W	7 <sup>13</sup> / <sub>32</sub> "x3 <sup>3</sup> / <sub>4</sub> "x1 <sup>3</sup> / <sub>4</sub> "	FCC, UL, Class 2
G-96W-24V	24V	96W	8 <sup>21</sup> / <sub>32</sub> "x3 <sup>3</sup> / <sub>4</sub> "x1 <sup>23</sup> / <sub>32</sub> "	FCC, UL, Class 2
G-150W-24V	24V	150W	10 <sup>9</sup> / <sub>32</sub> "x4 <sup>5</sup> / <sub>32</sub> "x1 <sup>15</sup> / <sub>16</sub> "	FCC, UL, Class 2
G-200W-24V	24V	200W	10 <sup>9</sup> / <sub>32</sub> "x4 <sup>5</sup> / <sub>32</sub> "x1 <sup>15</sup> / <sub>16</sub> "	FCC, UL, Class 2
G-300W-24V	24V	300W	10 <sup>9</sup> / <sub>32</sub> "x4 <sup>5</sup> / <sub>32</sub> "x1 <sup>15</sup> / <sub>16</sub> "	FCC, UL, Class 2

### LED Non-Dimmable Transformer

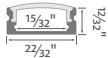


Model No.	Output Voltage	Wattage	Dimensions (L x W x H)	Certificates
APV-8W-24V	24V	8W	2.30x1.20x0.90in	CE, RU, Class 2
APV-35W-24V	24V	35W	3.30x2.20x1.20in	CE, RU, Class 2
LPV-60W-24V	24V	60W	6.40x1.70x1.30in	CE, RU, Class 2
XLG-100W-24V	24V	100W	5.50x2.50x1.25in	CE, RU
XLG-150W-24V	24V	150W	5.51x2.48x1.26in	CE, RU
XLG-200W-24V	24V	200W	7.09x2.48x1.40in	CE, RU
HLG-320W-24V	24V	320W	9.90x3.50x1.70in	CE, RU
HLG-600W-24V	24V	600W	11.00x5.70x1.90in	CE, RU

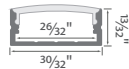


Model No.	Output Voltage	Wattage	Dimensions (L x W x H)	Certificates
YHY-36W-24V	24V	36W	3.40x1.90x1.25in	UL, FCC, CE
YHY-60W-24V	24V	60W	4.50x1.90x1.20in	UL, FCC, CE
TPZ-96W-24V	24V	96W	7.00x3.10x1.80in	UL, FCC, CE

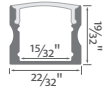
## Aluminum Channel Options (Sold Separately)



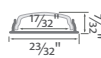
ES 1709 / YD 1205



YD 2002



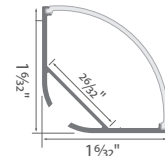
ES 1715



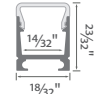
YD 1806



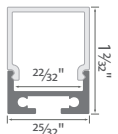
ES 1616 / YD 1002



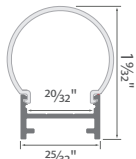
YD 2004



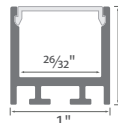
YD 1418



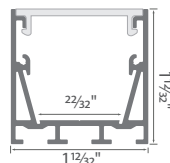
YD 1604



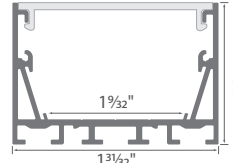
A 2033



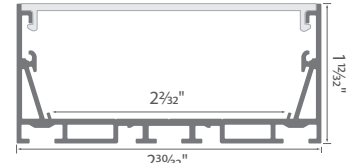
A 2525



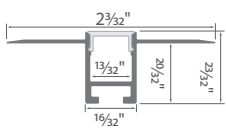
ES 3535



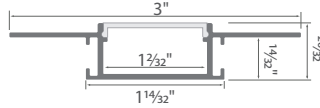
ES 5035



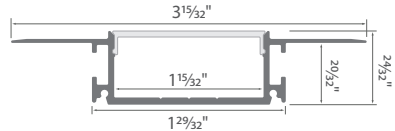
ES 7535



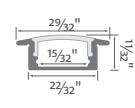
GL 079



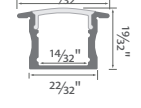
YD 7615



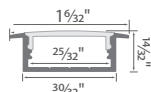
GL 081



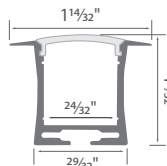
ES 2309



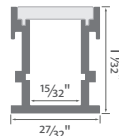
ES 2315 / YD 1201



ES 3011



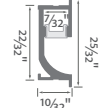
GL 031



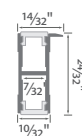
GL 034



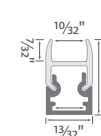
JH 1716



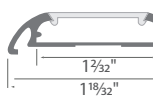
JH 1722



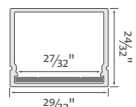
JH 1713



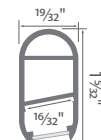
JH 1686



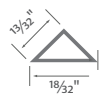
YD 2601



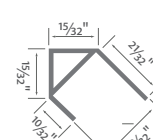
A 2319



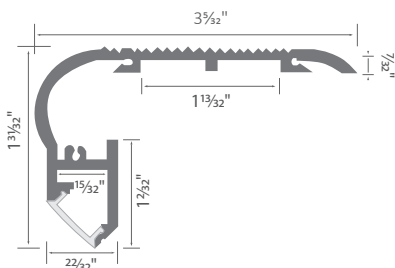
YD 1401



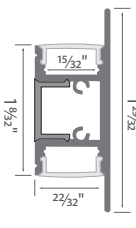
LX 1410



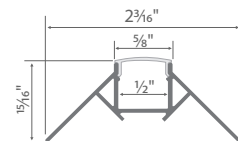
LX 1420



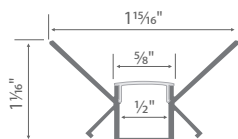
GL 024



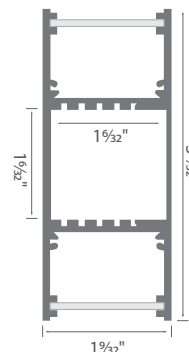
GL 050



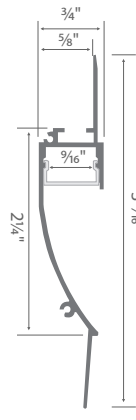
BY 5324



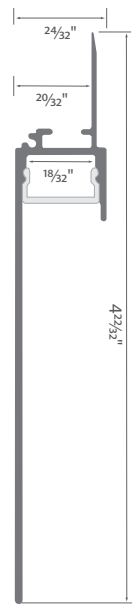
BY 5026



GL 049



BY 9819



GL 085