


LED Strip Light -- RGBW 4 IN 1



GL LED RGBW 4-in-1 strip lights are manufactured based on an innovative new evolution of RGBW LED technology. It emits brilliant multi-color illumination for an enhanced ambient lighting effect. Compared to regular RGB LED lights, the RGBW 4-in-1 product generates purer white tones and provides seamless color blending options. Good for a backlight of showcases, billboards, translucent walls, and signage light boxes.

Features

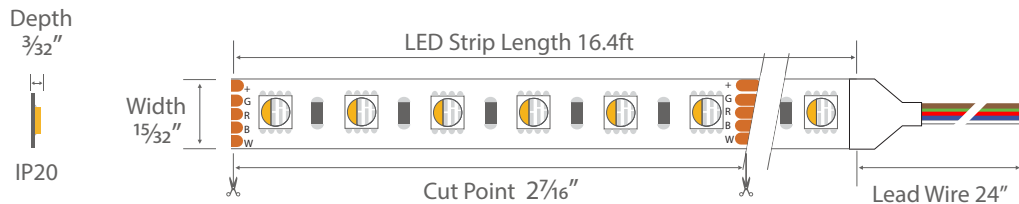
- Easy installation and fast mounting process with Peel-and-stick 3M™ VHB adhesive backing.
- Color-changing and dimmable with optional DMX controllers.
- Each reel of the RGBW 4-in-1 flexible LED strip light is 16.4ft long with a 2ft wire lead on both ends.
- UL listed, 50,000h long lifespan with 5 years limited warranty.



Specification

Input Voltage	24VDC									
Controller	RGBW color changing controller									
Lead Wire	20 AWG, 2ft (5 pin)									
Color	Red	Green	Blue	3000K	4000K	6000K	RGB	RGB+3000K	RGB+4000K	RGB+6000K
Brightness(lm/ft)	60.61	145.45	30.3	145.45	169.10	174.91	232.73	371.52	391.74	408.81
Light Efficacy(lm/W)	8.66	20.78	4.33	20.78	24.16	24.99	33.25	53.07	55.96	58.4
Power Consumption	7W/ft									
LED Quantity	29 LEDs/ft									
No Voltage Drop	16.4 ft Max									
LED Chip	5050									
Operating Temperature	-13°F~104°F									
Lumen Maintenance	50,000 hrs									
IP Rating	IP20 (Dry location)									

Dimension



Order Information

LED Type	LED Quantity per Meter	Color Temperature	Special Feature	Voltage	IP Rate
GL- 5050	96	RGBW-Color Changing+White 3000K 4000K 6000K	4 in 1	24-24VDC	IP20-Nonwaterproof

GL LED US LIGHTING reserves the right to modify this specification without prior notices.

Voltage Drop Guidance Chart

This table provides general guidelines for determining Wire Gauge based on total load and distance from LED transformer to beginning of luminaire.

24V Voltage Drop & Wire Length Distance Chart (3% Drop or 23.28V)

Wire Gauge (AWG)	10W 0.42A	20W 0.83A	30W 1.3A	40W 1.7A	50W 2.1A	60W 2.5A	70W 2.9A	80W 3.3A	90W 3.75A	100W 4.2A
20	85ft	43ft	27ft	21ft	17ft	14ft	12ft	11ft	9ft	8ft
18	134ft	68ft	45ft	33ft	27ft	22ft	19ft	17ft	15ft	14ft
16	215ft	109ft	72ft	54ft	43ft	36ft	31ft	27ft	24ft	22ft

Step 1: Calculate Total Load: Check the power consumption of the LED light (e.g. 3W/ft). Calculate the total load of the LED light based on the light length (e.g. 10ft). The total load is 3W/ft x 10ft = 30W.

Step 2: Find Distance from Transformer to the Light Beginning: Check the distance between the transformer to the beginning of the light onsite. Let's assume it is 40ft. Round up to the nearest one on the table (Column 30W), which is 45ft.


Step 3: Choose Suitable Wire Gauge: According to the table (Column 30W & Row 45ft), it's recommended to use 18AWG or up wire between the transformer and LED light to eliminate voltage drop.

Note: This table is calculated based on the theoretical voltage drop formula. The wire quality, the LED light technology and environment conditions affect the result also. This table is only for reference.

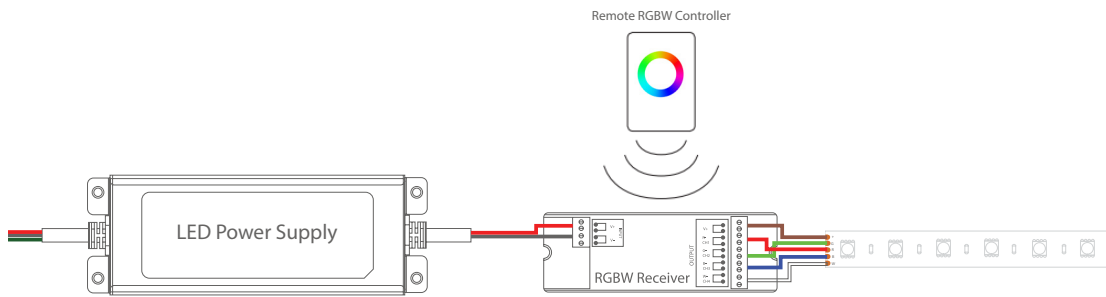
LED Strip Light Comparison

	Series	Features	Color	Input Voltage	Lumen Output	No Voltage Drop	Power
	RGB HIGH BRIGHT	12V/24V	RGB	24VDC	Up to 144 lm/ft	16.4ft Max	4.4W/ft
	RGB SUPER BRIGHT	Brightest High Density	RGB	24VDC	Up to 221 lm/ft	16.4ft Max	7W/ft
	RGBW (4 in 1)	RGBW in 1 LED	RGBW	24VDC	Up to 371.52 lm/ft	16.4ft Max	7W/ft
	RGBW	RGB with White	RGB+ 3000K RGB+ 6000K	24VDC	Up to 295 lm/ft	16.4ft Max	7W/ft
	RGB DIGITAL	Color Chasing	RGB	12VDC	Up to 144 lm/ft	16.4ft Max	4.4W/ft

Recommended LED Power Supply (Sold Separately)



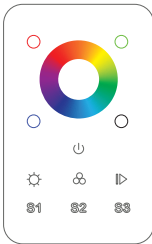
Model No.	Output Voltage	Wattage	Dimensions (L x W x H)	Certificates
XLG-100W-24V	24V	100W	5.51x2.48x1.26in	CE, RU
XLG-150W-24V	24V	150W	7.09x2.45x1.4in	CE, RU
XLG-200W-24V	24V	200W	7.83x2.48x1.4in	CE, RU
HLG-320W-24V	24V	320W	9.9x3.5x1.7in	CE, RU
HLG-600W-24V	24V	600W	11x5.7x1.9in	CE, RU



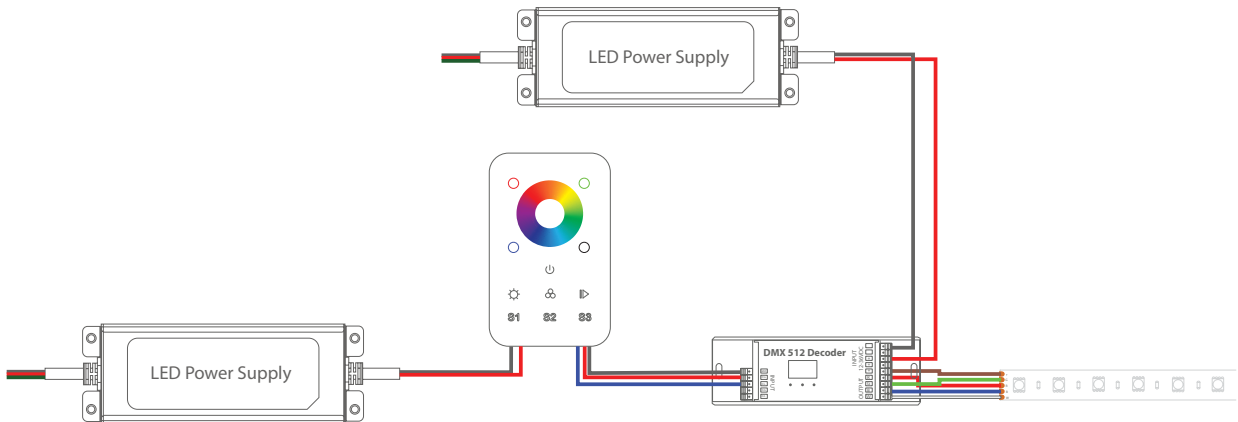
LED Power Supply Wiring Diagram (with RGBW Receiver)

Recommended Controller (Sold Separately)

DMX RGBW Wall Mount Controller



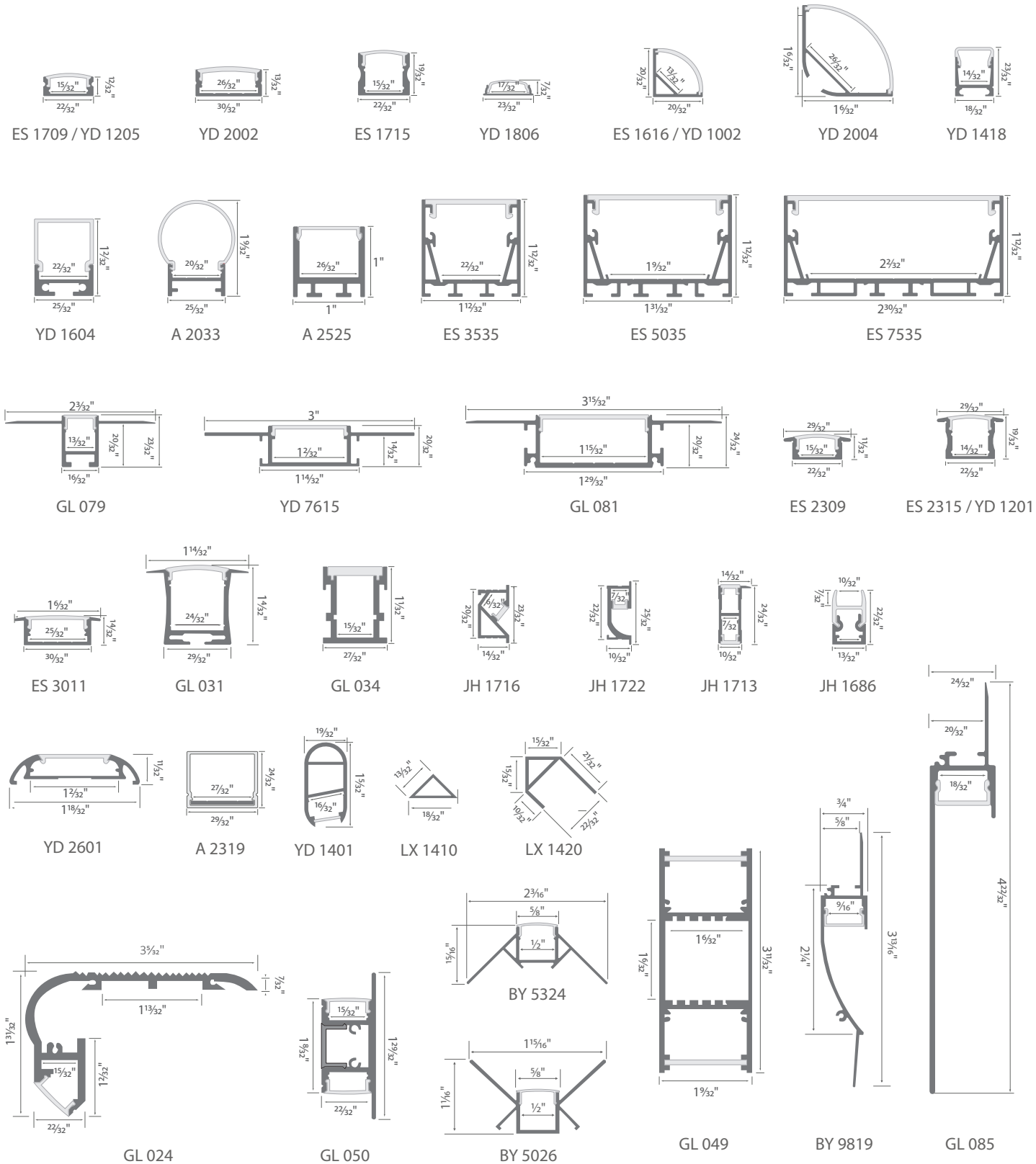
Product	Model No.	Dimensions (L x W x H)	Certificates
DMX 1Zone Controller	DMX-RGB-WM-T-1Z-W	4.7x2.9x1.1in	RU, TUV, CE, FC, ROHS
DMX 3Zone Controller	DMX-RGB-WM-T-3Z-W	4.7x2.9x1.1in	RU, TUV, CE, FC, ROHS
DMX Decoder	DMX-DEC-5A4CH	6.5x2.1x0.9in	RU, UL, TUV, CE, FC, ROHS



LED Power Supply Wiring Diagram (with DMX RGBW Wall Mount Controller)

*This diagram is for references only. Please see the DMX RGB Wall Mount Controller Specification for a more accurate diagram.

Aluminum Channel Options (Sold Separately)



GL LED US LIGHTING reserves the right to modify this specification without prior notices.