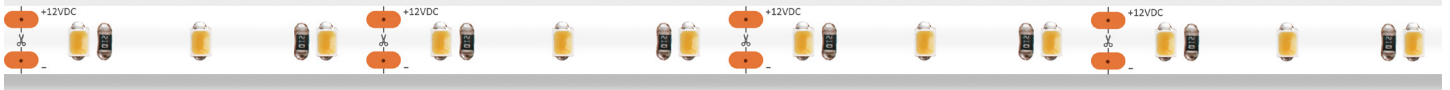


# LED Strip Light -- FOR BREAD



This flexible LED light strip is a special warm yellow white light with designed for bread, cakes or yellow baked goods, making food appear more delicious.

## Features

- Slim, flexible and cuttable design allows for easy installation and illuminates every edge with light.
- Special warm yellow white light, designed for bread, cakes or yellow baked goods.
- Easy installation featuring 3M VHB adhesive backing.
- Dimmable available with PWM, Forward phase, Triac, 0-10V, MLV, ELV.
- 50,000h long lifespan with 5 years limited warranty.
- UL listed.

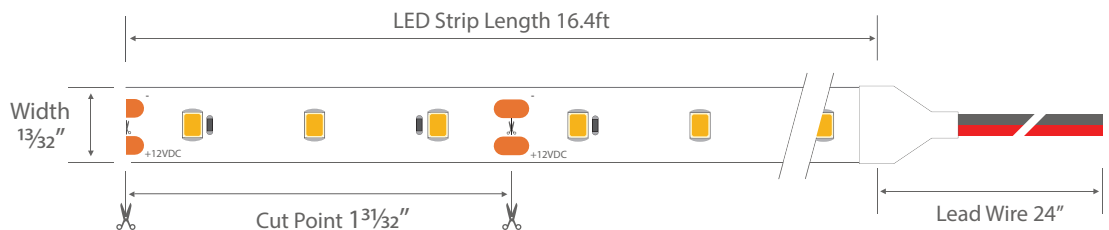
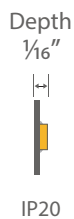


## Specification

<b>Input Voltage</b>	12VDC
<b>Dimmable</b>	PWM, Forward phase, Triac, 0-10V, MLV, ELV
<b>Lead Wire</b>	20 AWG, 2ft (2 Wires)
<b>Color Temperature</b>	2500K
<b>Brightness</b>	200lm/ft
<b>Light Efficacy</b>	45 lm/W
<b>Power Consumption</b>	4.4W/ft

<b>LED Quantity</b>	18 LEDs/ft
<b>No Voltage Drop</b>	16.4ft Max
<b>LED Chip</b>	2835
<b>Operating Temperature</b>	-13°F~104°F
<b>Lumen Maintenance</b>	50,000 hrs
<b>CRI</b>	97+
<b>IP Rating</b>	IP20 (Dry location)

## Dimension



## Order Information

GL -  -  -  -  -  -

## Voltage Drop Guidance Chart

This table provides general guidelines for determining Wire Gauge based on total load and distance from LED transformer to beginning of luminaire.

### 12V Voltage Drop & Wire Length Distance Chart (3% Drop or 11.64V)

Wire Gauge (AWG)	10W 0.83A	20W 1.7A	30W 2.5A	40W 3.3A	50W 4.2A	60W 5A
20	18ft	9ft	6ft	5ft	4ft	3ft
18	34ft	17ft	11ft	8ft	6ft	5ft
16	54ft	27ft	18ft	13ft	10ft	9ft













**Step 1:** Calculate Total Load: Check the power consumption of the LED light (e.g. 3W/ft). Calculate the total load of the LED light based on the light length (e.g. 10ft). The total load is 3W/ft x 10ft = 30W.

**Step 2:** Find Distance from Transformer to the Light Beginning: Check the distance between the transformer to the beginning of the light onsite. Let's assume it is 10ft. Round up to the nearest one on the table (Column 30W), which is 11ft.

**Step 3:** Choose Suitable Wire Gauge: According to the table (Column 30W & Row 11ft), it's recommended to use 18AWG or up wire between the transformer and LED light to eliminate voltage drop.

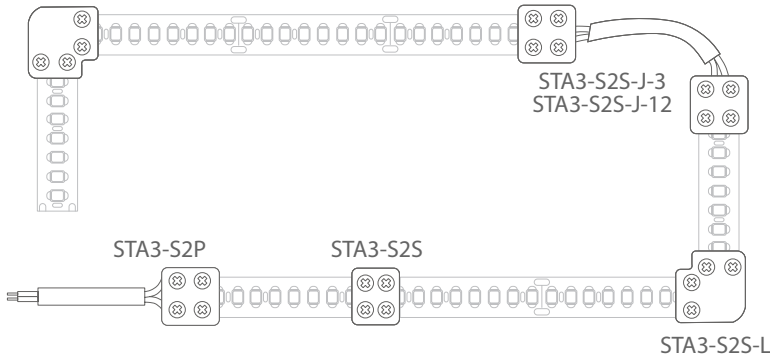
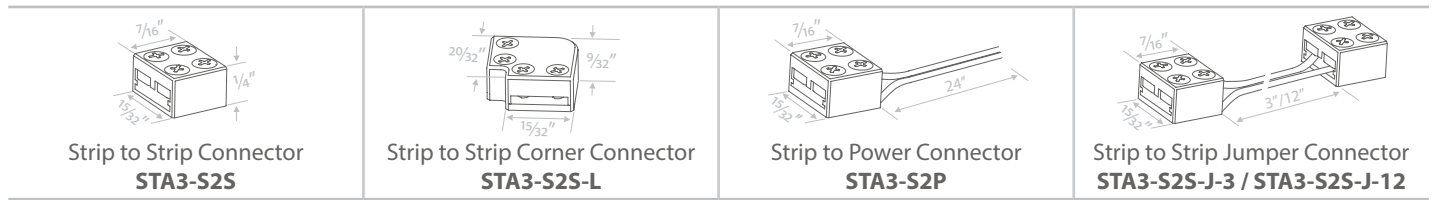
Note: This table is calculated based on the theoretical voltage drop formula. The wire quality, the LED light technology and environment conditions affect the result also. This table is only for reference.

## LED Strip Light Comparison Chart

	Series	Features	Color Temperature	Input Voltage	Lumen Output	No Voltage Drop	Power	CRI
	<b>DIM TO WARM</b>	Light Efficiency 105LM/W	1800K~3000K	24VDC	Up to 462 lm/ft	16.4ft Max	4.4W/ft	97+
	<b>INFINITE</b>	Max Run 65.6ft	2700K, 3000K, 3500K, 4000K	24VDC	Up to 234 lm/ft	65.6ft Max	3W/ft	90+
	<b>ECO</b>	Cost Effective	2700K, 3000K, 4000K	12VDC	Up to 226 lm/ft	16.4ft Max	3W/ft	90+
	<b>PRO</b>	73 LEDs/ft	2700K, 3000K, 4000K	24VDC	Up to 575 lm/ft	16.4ft Max	4.4W/ft	90+
	<b>LEGEND</b>	Brightest CRI 94+	1800K, 2700K, 3000K, 4000K, 6500K, Blue, Red	24VDC	Up to 848 lm/ft	16.4ft Max	7W/ft	97+
	<b>NARROW</b>	0.2in Width	2700K, 3000K, 4000K	12VDC	Up to 339 lm/ft	16.4ft Max	3W/ft	90+
	<b>COB</b>	Seamless	2700K, 3000K, 4000K, 6500K	24VDC	Up to 416 lm/ft	16.4ft Max	4.4W/ft	90+
	<b>FOR SAUNA</b>	High temperature Resistance	2700K, 3000K, 4000K, 6000K	24VDC	Up to 287 lm/ft	16.4ft Max	3W/ft	90+
	<b>SIDE BEND</b>	Bendable & Cut Flexible	2700K, 3000K, 4000K, 6500K	12VDC	Up to 457 lm/ft	16.4ft Max	4.4W/ft	90+
	<b>TUNABLE WHITE</b>	Tunable	1800K-6500K	24VDC	Up to 498 lm/ft	16.4ft Max	7W/ft	97+
	<b>FOR BREAD</b>	Fresh Bread	2500K	12VDC	Up to 200 lm/ft	16.4ft Max	4.4W/ft	97+
	<b>FOR MEAT</b>	Fresh Meat	2900K	12VDC	Up to 200 lm/ft	16.4ft Max	4.4W/ft	97+

## Accessories (Sold Separately)

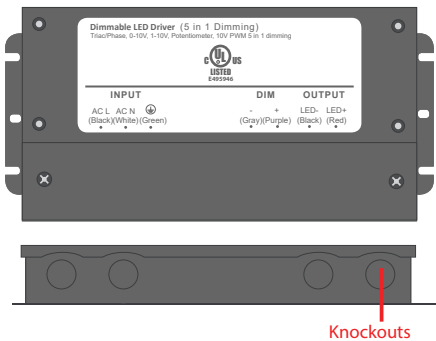
**STA3 Series** provide an easier and more secure connection for Low Voltage LED strip lights.



- Solderless screw tight.
- Load large current, up to 10A.
- Suitable for width 0.31 and 0.39in LED strip light.
- Suitable for both low density and high density LED strip light.
- All STA3 connectors are **Non-Waterproof**. Extra steps are needed when connecting waterproof strip lights.

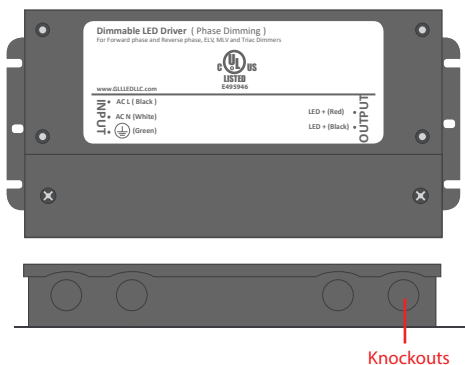
## Recommended Transformer (Sold Separately)

### LED Dimmable Transformer - 5 in 1 dimming G Series



Model No.	Output Voltage	Wattage	Dimensions (L x W x H)	Certificates
G-100W-12V	12V	100W	8 <sup>2</sup> / <sub>32</sub> "x3 <sup>3</sup> / <sub>4</sub> "x1 <sup>23</sup> / <sub>32</sub> "	FCC, UL, Class 2

### LED Dimmable Transformer - Triac F Series



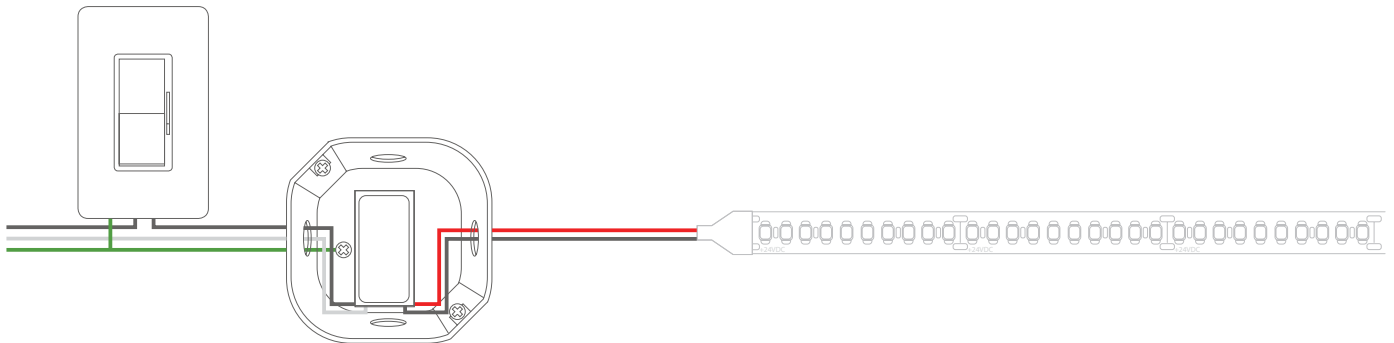
Model No.	Output Voltage	Wattage	Dimensions (L x W x H)	Certificates
F-100W-12V	12V	100W	8.66x3.72x1.57in	FCC, ETL

GL LED US LIGHTING reserves the right to modify this specification without prior notices.

## LED Mini Dimmable Transformer - ELV



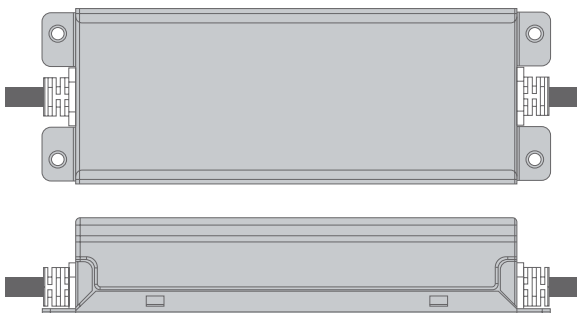
Model No.	Output Voltage	Wattage	Dimensions (L x W x H)	Certificates
MINI- TA-60-12V	12V	60W	2.70x1.29x0.84in	RU, Class 2



Mini Transformer Wiring Diagram (In Junction Box)

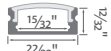
\*This diagram is for references only. Please see LED Mini Dimmable Transformer Specification for a more accurate diagram.

## LED Non-Dimmable Transformer



Model No.	Output Voltage	Wattage	Dimensions (L x W x H)	Certificates
APV-8W-12V	12V	8W	2.30x1.20x0.90in	CE, RU, Class 2
APV-35W-12V	12V	35W	3.30x2.20x1.20in	CE, RU, Class 2
XLG-100W-12V	12V	100W	5.51x2.48x1.26in	CE, RU
XLG-150W-12V	12V	150W	7.09x2.48x1.40in	CE, RU

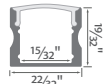
## Aluminum Channel Options (Sold Separately)



ES 1709 / YD 1205



YD 2002



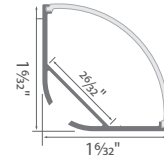
ES 1715



YD 1806



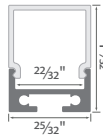
ES 1616 / YD 1002



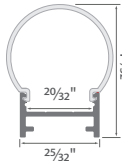
YD 2004



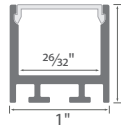
YD 1418



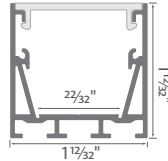
YD 1604



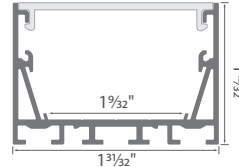
A 2033



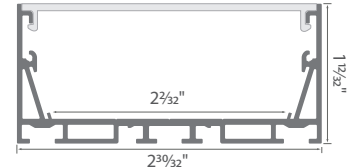
A 2525



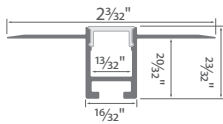
ES 3535



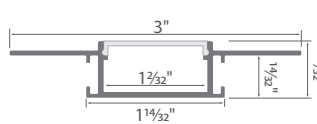
ES 5035



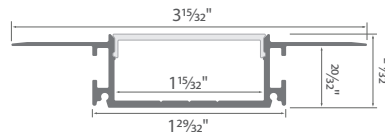
ES 7535



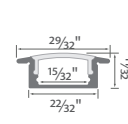
GL 079



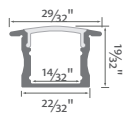
YD 7615



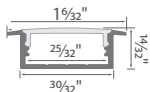
GL 081



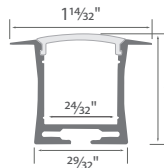
ES 2309



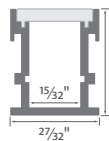
ES 2315 / YD 1201



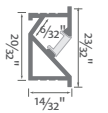
ES 3011



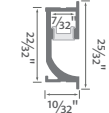
GL 031



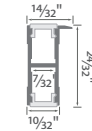
GL 034



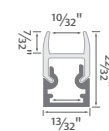
JH 1716



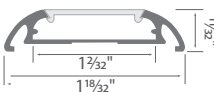
JH 1722



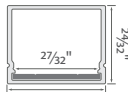
JH 1713



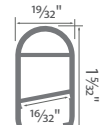
JH 1686



YD 2601



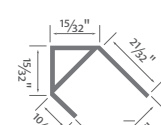
A 2319



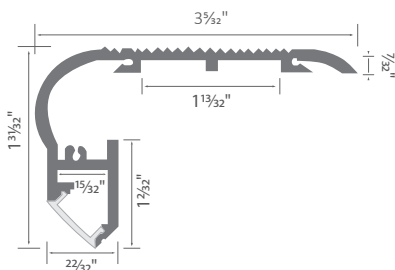
YD 1401



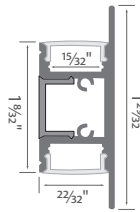
LX 1410



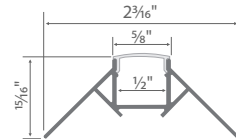
LX 1420



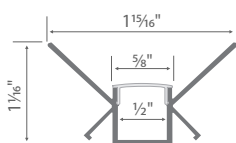
GL 024



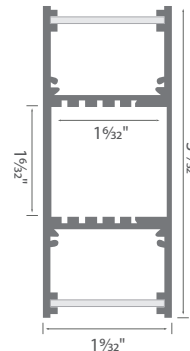
GL 050



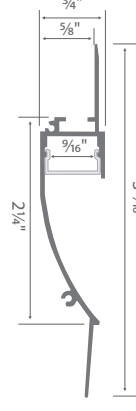
BY 5324




BY 5026



GL 049



BY 9819



GL 085