

SMALL 50

Screw pump for pumping and spraying applications

APPLICATIONS

For pumping and spraying of conventional mortars and grouts, waterproofing products, coatings, stucco, tuck-pointing, self-leveling underlayments, fireproofing and various other cementitious and acrylic products.



✓ Loading height 25.5"

✓ Easy setup, easy to clean

✓ Electric panel with exclusive IMER inverter works under low voltage conditions



60 Hz

↓ **SMALL 50** 115V/60Hz
2 HP, 1 Phase
Model # 1106045

✓ Optional 9 CFM compressor, drops in and lifts off


✓ Material flow from 0 to 30 CF/h up to 70 different speed settings

✓ Hopper plug (Ø 1.5" Part # 3225846)

✓ The onboard programming allows for the option to automatically reverse the pump upon stopping to reduce the pressure in the hose and gun

SMALL 50 complete with optional vibrating screen and air compressor.

CONTROL PANEL



- 1 On/Off switch
- 2 Rotor/stator speed control
- 3 Emergency stop button
- 4 Vibrating grate switch
- 5 Rotor/stator forward/reverse
- 6 Safety default light
- 7 Current supply light
- 8 Diagnostic display

Standard Equipment SMALL 50

- ✓ Stainless steel hopper
- ✓ Rotor and stator D8 1.5 ECO - versatile performance
- ✓ Inverter driven control panel
- ✓ Electric remote control cable
- ✓ Pressure gauge for material pressure
- ✓ Accessory tool box












| | | |
|---|--------|--------------|
| Supply | - | 120V/60Hz |
| Pump motor | HP | 1.75 |
| Material flow rate | CF/h | 1.7 - 30 |
| Max. grain size | In. | 1/4 |
| Maximum pumping distance hose Ø 19 mm (3/4")* | Ft. | 50 |
| Maximum pumping distance hose Ø 25 mm (1")* | Ft. | 80 |
| Hopper capacity | CF | 1.75 |
| Loading height | In. | 25.5 |
| Dimensions W x L x H | In. | 20.5/44/25.5 |
| Weight | Lbs. | 152 |
| Sound pressure level | dB (A) | < 74 |

(* NOTE The pumping distance may vary depending on: the type of material used, pumping height, material consistency, type of pump installed.



SMALL 50 CONFIGURATIONS

Screw pump for pumping and spraying applications

|  | Pumping of grouts, self-leveling underlayments | Spraying fireproofing, repair mortar, stucco base coat (1/8" or more of build-up) | Spraying waterproofing, acrylic stucco, elastomeric coatings (1/8" or less of build-up) | Controlled pressure grout injection with pressure regulator | Tuck-pointing and grouting |
|---|--|---|---|---|----------------------------|
| Dual diaphragm compressor  | | ● | ● | | |
| Mortar, stucco and fireproofing gun kit  | | ● | | | |
| Paint and fine coatings gun kit  | | | ● | | |
| Grout injection kit  | | | | ● | |
| Tuck point gun kit  | | | | | ● |
| 25 mm (1") hose  | ● | | | | |
| 5' overhead wand  | | ○ | | | |
| Vibrating hopper  | | | | ○ | ○ |
| Vibrating screen  | ○ | ○ | ○ | | |
| Pipe hook  | ○ | | | | |

● = required, ○ = optional