



# LPE50

Lithium Forklift Truck



**IP54 RATED** with solid pneumatic tires for outdoor use in most conditions.

### CAPACITY

**5,000lbs.** at 24" load center to 130" with integral sideshift as standard equipment.

Triple stage wide view masts deliver maximum lift heights of up to 197"

### BATTERY

80v 410AH Li-Ion battery capable of fast charging, without gassing or need for maintenance or eye wash stations.

Connector: Rema

### PERFORMANCE

#### TRAVEL

7.4 mph empty  
6.8 mph loaded

#### LIFT

Up to 72.3 fpm empty  
Up to 55.1 fpm loaded

#### LOWERING

Up to 88.6 fpm empty.  
Up to 98.4 fpm loaded

### TIRES

Front 28 x 7-12 solid pneumatic  
Rear 6-9 solid pneumatic

### OPERATOR COMPARTMENT

Operators compartment is exceptionally spacious due to purpose-built design for an integrated lithium battery. Ergonomic controls are provided for lift, lower, tilt, and sideshift which are within easy reach of the operator. Visibility is excellent through the wide view mast. Power steering with assist knob, adjustable steering column & adjustable suspension seat ensures comfortable working position and reduced fatigue during operation. Large mirror and overhead guard mounted hand rail aids operator when driving the in the reverse direction of travel.

LCD programmable display communicates travel speed, battery discharge information, hour meter, and fault codes.

### HYDRAULICS

Hydraulic lift and drive components are sealed against dirt and water protecting them from contamination. Optional 4th valve, with control and hosing is available to support two function attachments.

**ELECTRICAL** 80v AC controller technology delivers high efficiency and performance while significantly reducing maintenance cost and extending vehicle service life. Vehicle features **IP54 weather resistant** components and construction to facilitate use in most outdoor environments.

Battery management system monitors lithium battery performance during operation and charging to help extend battery service life up far longer than traditional lead acid industrial batteries.

### DRIVE UNIT AND BRAKES

AC Drive motor delivers smooth torque and speed performance matched to vehicle needs in real time for peak efficiency and performance. Regenerative neutral braking extends duty-cycle. Vehicle's hydraulic mechanical brakes and lever actuated parking brake ensure effective stopping power during operation and when on rated grades.

**FRAME AND MAST** Heavy duty steel chassis features long wheel-base, wide tires and low center of gravity for stable operation. Wide view mast includes an integral side-shift and load back rest.

High seating position gives the operator an excellent view for efficient load handling at ground level and elevation.

### SERVICEABILITY

On-board programmable LCD display allows for troubleshooting and system adjustments without need of tools. Units come pre-wired for optional telematics system that includes cloud based maintenance monitoring, GPS tracking and related data services.

### STANDARD EQUIPMENT

- Headlights and brake lights
- Turn signals & back up alarm
- Solid pneumatic tires
- Integral sideshift
- 12v accessory charging port
- Reverse travel grab handle with horn
- 1.77" x 4.8" x 42" Forks

### OPTIONAL EQUIPMENT

- 4th hydraulic valve, control and hosing
- Hang-on sideshift in lieu of integral
- Sideshifting fork positioner
- Telematics package
- Choice of 480vac or 120vac charger
- Non-marking white pneumatic tires
- 48" Forks, 60" LBR, Blue light

**5 year**  
**10,000 hr**  
Lithium battery warranty

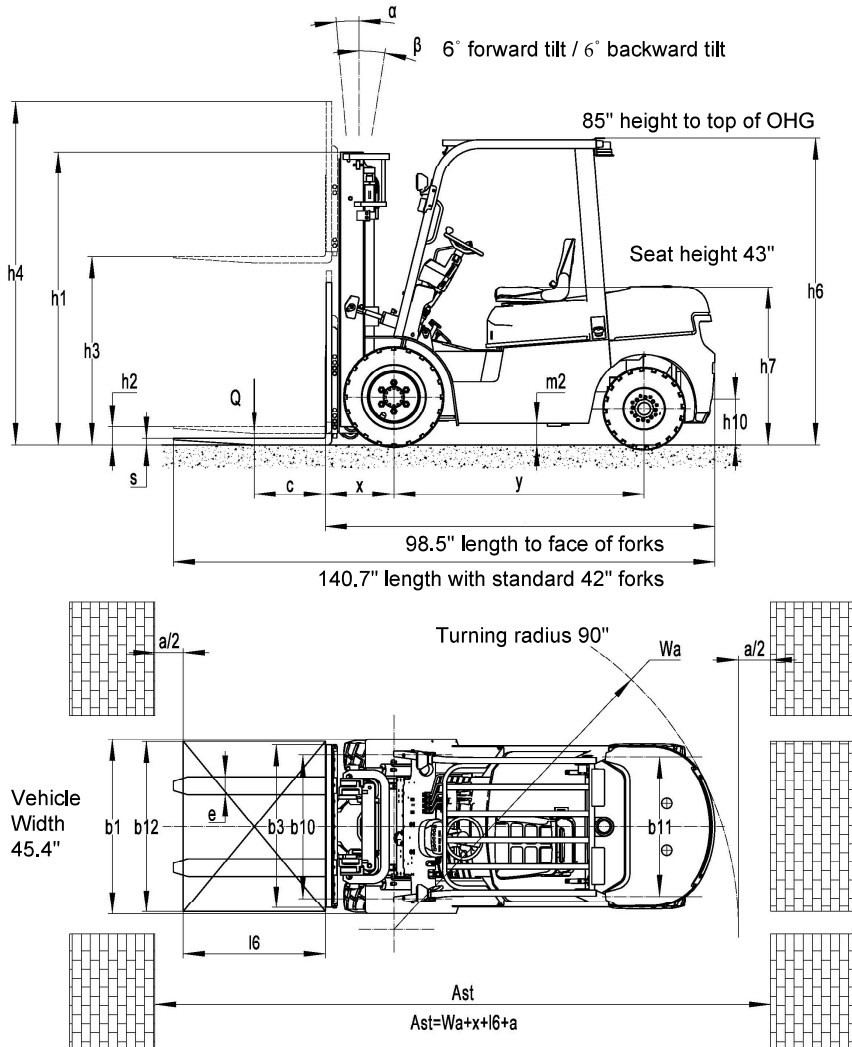
Subject to terms and conditions

### Fast charge, clean power, low cost

- 6-6.5 hour run time with up to 10% recharge every 22 minutes
- No fumes, watering, or eye wash stations required
- Lowest operating cost of any general purpose pneumatic forklift

**LPE50 Rated CAPACITY**  
 5,000lbs. to 130" @ 24" LC  
 4,000lbs. to 197" @ 24" LC

**Gradeability:** 10.5% Loaded 14% Unloaded



Model #	Mast	Lift Height (h3)	Col Height (h1)	Free Lift W/O Backrest (h2)	Free Lift With Backrest (h2)	Extended Height W/O Backrest (h4)	Extended Height With Backrest (h4)	Weight (lbs)
LPE50-189	3 Stage	189"	87.4"	46.6"	TBD	TBD	TBD	9,416
LPE50-197	3 Stage	197"	90.7"	TBD	TBD	TBD	TBD	9,466

**Revolutionize your operations with the next generation of power technology**



# LPE60

Lithium Forklift Truck



**IP54 RATED** with solid pneumatic tires for outdoor use in most conditions.

#### CAPACITY

**6,000lbs.** at 24" load center to 130" with integral sideshift as standard equipment.

Triple stage wide view masts deliver maximum lift heights of up to 197"

#### BATTERY

80v 410AH Li-Ion battery capable of fast charging, without gassing or need for maintenance or eye wash stations.

Connector: Rema

#### PERFORMANCE

##### TRAVEL

7.4 mph empty  
6.8 mph loaded

##### LIFT

Up to 70.9 fpm empty  
Up to 57 fpm loaded

##### LOWERING

Up to 84.6 fpm empty.  
Up to 78.7 fpm loaded

#### TIRES

Front 28 x 9-15 solid pneumatic  
Rear 6.50-10 solid pneumatic

#### OPERATOR COMPARTMENT

Operators compartment is exceptionally spacious due to purpose-built design for an integrated lithium battery. Ergonomic controls are provided for lift, lower, tilt, and sideshift which are within easy reach of the operator. Visibility is excellent through the wide view mast. Power steering with assist knob, adjustable steering column & adjustable suspension seat ensures comfortable working position and reduced fatigue during operation. Large mirror and overhead guard mounted hand rail aids operator when driving the in the reverse direction of travel.

LCD programmable display communicates travel speed, battery discharge information, hour meter, and fault codes.

#### HYDRAULICS

Hydraulic lift and drive components are sealed against dirt and water protecting them from contamination. Optional 4th valve, with control and hosing is available to support two function attachments.

**ELECTRICAL** 80v AC controller technology delivers high efficiency and performance while significantly reducing maintenance cost and extending vehicle service life. Vehicle features **IP54 weather resistant** components and construction to facilitate use in most outdoor environments.

Battery management system monitors lithium battery performance during operation and charging to help extend battery service life up far longer than traditional lead acid industrial batteries.

#### DRIVE UNIT AND BRAKES

AC Drive motor delivers smooth torque and speed performance matched to vehicle needs in real time for peak efficiency and performance. Regenerative neutral braking extends duty-cycle. Vehicle's hydraulic mechanical brakes and lever actuated parking brake ensure effective stopping power during operation and when on rated grades.

**FRAME AND MAST** Heavy duty steel chassis features long wheel-base, wide tires and low center of gravity for stable operation. Wide view mast includes an integral side-shift and load back rest.

High seating position gives the operator an excellent view for efficient load handling at ground level and elevation.

#### SERVICEABILITY

On-board programmable LCD display allows for troubleshooting and system adjustments without need of tools. Units come pre-wired for optional telematics system that includes cloud based maintenance monitoring, GPS tracking and related data services.

#### STANDARD EQUIPMENT

- Headlights and brake lights
- Turn signals & back up alarm
- Solid pneumatic tires
- Integral sideshift
- 12v accessory charging port
- Reverse travel grab handle with horn
- 1.77" x 4.8" x 42" Forks

#### OPTIONAL EQUIPMENT

- 4th hydraulic valve, control and hosing
- Hang-on sideshift in lieu of integral
- Sideshifting fork positioner
- Telematics package
- Choice of 480vac or 120vac charger
- Non-marking white pneumatic tires
- 48" Forks, 60" LBR, Blue light

**5 year**  
**10,000 hr**  
Lithium battery warranty

*Subject to terms and conditions*



### Fast charge, clean power, low cost


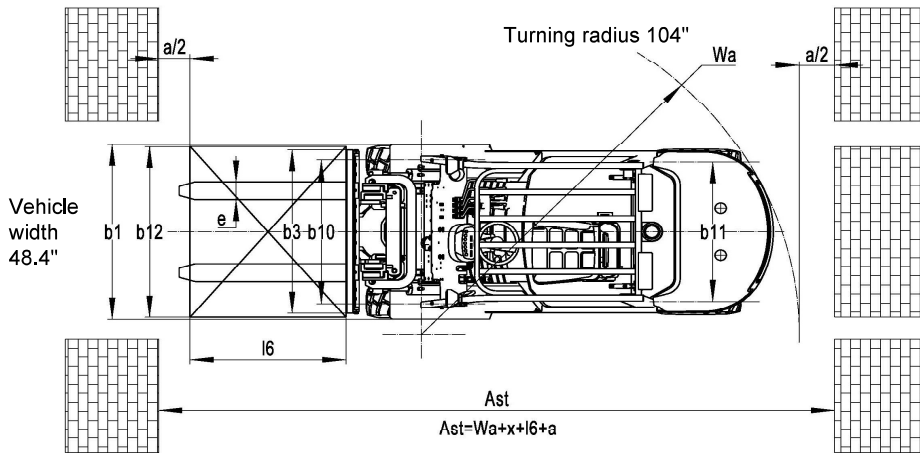
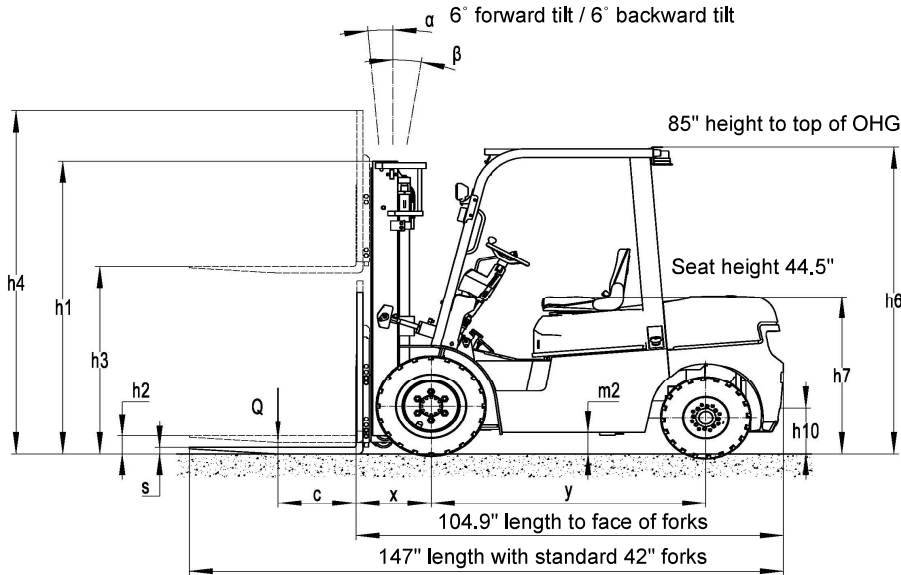
- 5.5-6.0 hour run time with up to 10% recharge every 22 minutes
- No fumes, watering, or eye wash stations required
- Lowest operating cost of any general purpose pneumatic forklift

#### LPE60 Rated CAPACITY

6,000lbs. to 130" @ 24" LC

4,800lbs. to 197" @ 24" LC

Gradeability: 10.5% Loaded 14% Unloaded



Model #	Mast	Lift Height (h3)	Col Height (h1)	Free Lift W/O Backrest (h2)	Free Lift With Backrest (h2)	Extended Height W/O Backrest (h4)	Extended Height With Backrest (h4)	Weight (lbs)
LPE60: 6000lbs capacity @24" load center to 130" with integral sideshift								
LPE60-189	3 Stage	189"	89.8"	61.6"	36"	211.6	232.7"	10,428
LPE60-197	3 Stage	197"	93.1"	69"	50"	219"	237"	10,478

**Revolutionize your operations with the next generation of power technology**