



US00D870378S

(12) **United States Design Patent**
Lash

(10) **Patent No.:** **US D870,378 S**

(45) **Date of Patent:** **** Dec. 17, 2019**

- (54) **HAIR CLAMP**
- (71) Applicant: **PuffCuff LLC**, Powder Springs, GA (US)
- (72) Inventor: **Ceata E. Lash**, Powder Springs, GA (US)
- (**) Term: **15 Years**
- (21) Appl. No.: **29/657,107**
- (22) Filed: **Jul. 19, 2018**
- (51) **LOC (12) Cl.** **28-03**
- (52) **U.S. Cl.**
USPC **D28/39**
- (58) **Field of Classification Search**
USPC D28/13, 19, 21, 22, 23, 24, 25, 27, 28, D28/29, 30, 31, 32, 33, 34, 39, 44, 45, D28/49, 50, 51, 52, 53, 54, 63, 74
CPC A45D 24/00; A45D 24/02; A45D 24/04; A45D 24/06; A45D 24/08; A45D 24/10; A45D 24/22; A45D 24/30; A45D 24/32; A45D 24/34; A45D 24/36; A45D 24/38; A45D 24/40; A45D 24/42; A45D 24/44; A45D 2024/002; A45D 2024/005; A45D 8/00; A45D 8/02; A45D 8/04; A45D 8/06; A45D 8/12; A45D 8/20; A45D 8/22; A45D 8/24; A45D 8/28; A45D 8/30; A45D 8/32
See application file for complete search history.

5,590,668	A *	1/1997	Macy	A45D 8/34
					132/200
D540,983	S *	4/2007	Vergona	D28/40
7,963,289	B1 *	6/2011	King	A45D 8/34
					132/106
D715,997	S *	10/2014	Lash	A45D 8/24
					D28/40
D787,123	S *	5/2017	Hsu	D28/40
D831,273	S *	10/2018	Sze	D28/40
D849,324	S *	5/2019	Bremner	D28/40
D860,532	S *	9/2019	Atkinson	D28/18
2010/0078036	A1 *	4/2010	Naji	A45D 8/12
					132/200
2015/0282583	A1 *	10/2015	Lash	A45D 8/30
					132/279
2018/0343997	A1 *	12/2018	Grant	A45D 8/34

OTHER PUBLICATIONS

PuffCuff Original, reviewed on Mar. 7, 2016 [online], retrieved Sep. 25, 2019, retrieved from internet, <https://www.amazon.com/PuffCuff-PC007-Original-5/dp/B00GQJR25A>.*

* cited by examiner

Primary Examiner — Barbara Fox
Assistant Examiner — Messina L Smith
(74) *Attorney, Agent, or Firm* — John G. Posa; Belzer PC

(57) **CLAIM**

The ornamental design for a hair clamp, as shown and described.

DESCRIPTION

FIG. 1 is a perspective view of a hair clamp showing my new design.

FIG. 2 is top view of the hair clamp;

FIG. 3 is a bottom view of the hair clamp;

FIG. 4 is a right side view of the hair clamp;

FIG. 5 is a left side view of the hair clamp;

FIG. 6 is a front view of the hair clamp; and,

FIG. 7 is a back view of the hair clamp.

1 Claim, 5 Drawing Sheets

(56) **References Cited**

U.S. PATENT DOCUMENTS

D31,521	S *	9/1899	Eschwege	D28/22
D39,657	S *	11/1908	Doyle	D28/33
2,159,709	A *	5/1939	Quetin	A45D 8/34
					132/133
2,902,042	A *	9/1959	Halber	A45D 8/34
					132/133
D322,145	S *	12/1991	Coignard	D28/23

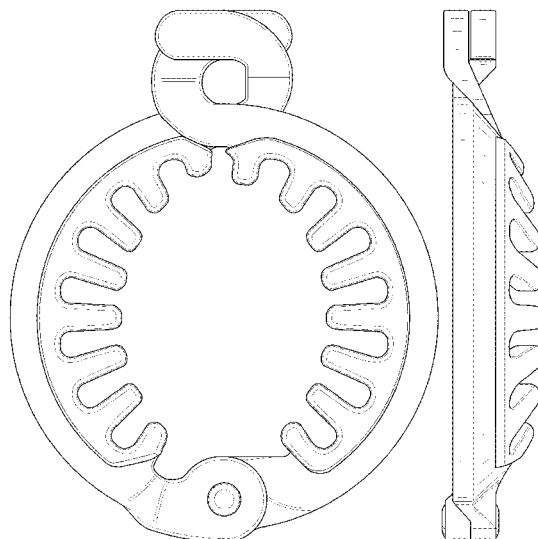
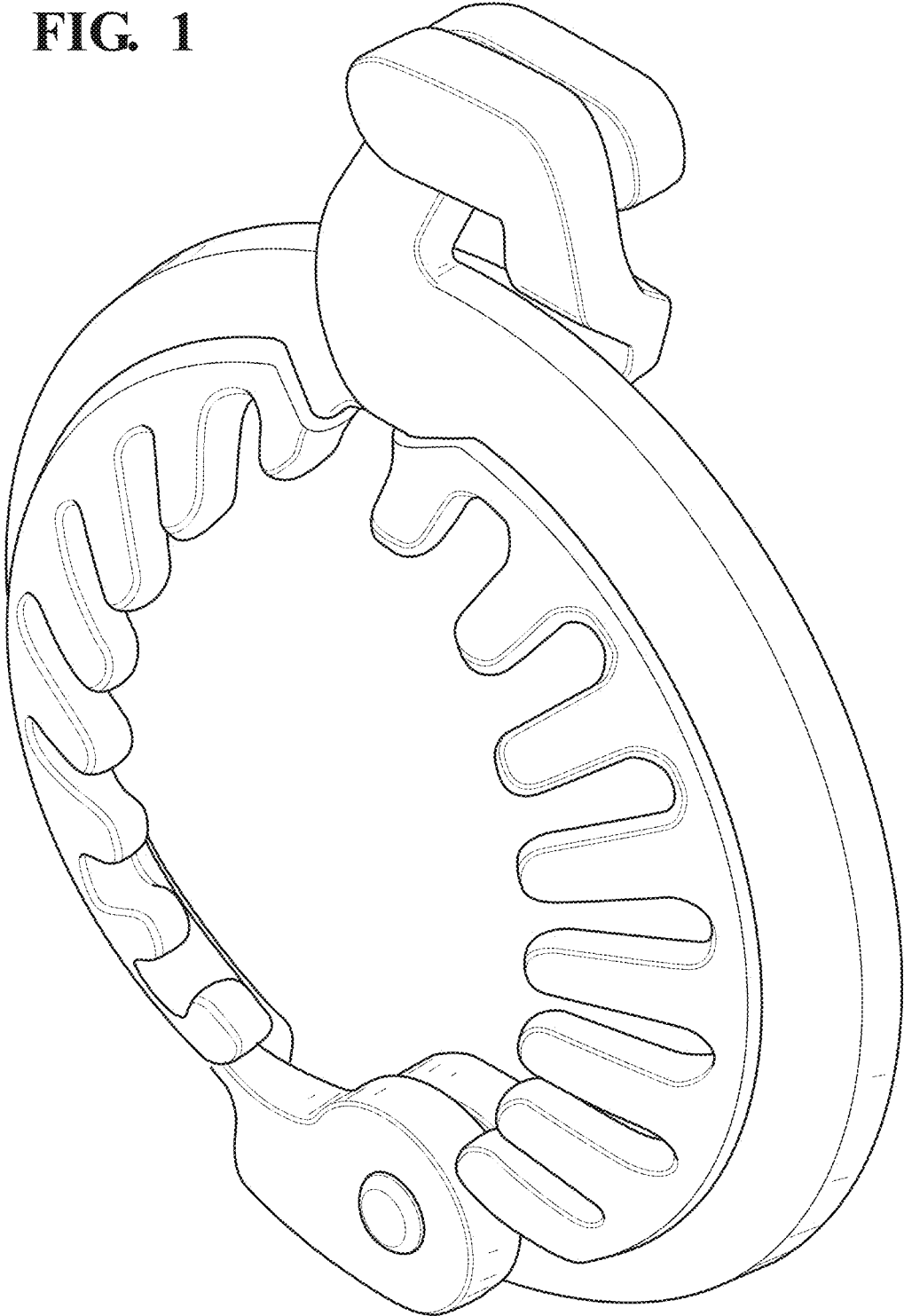


FIG. 1



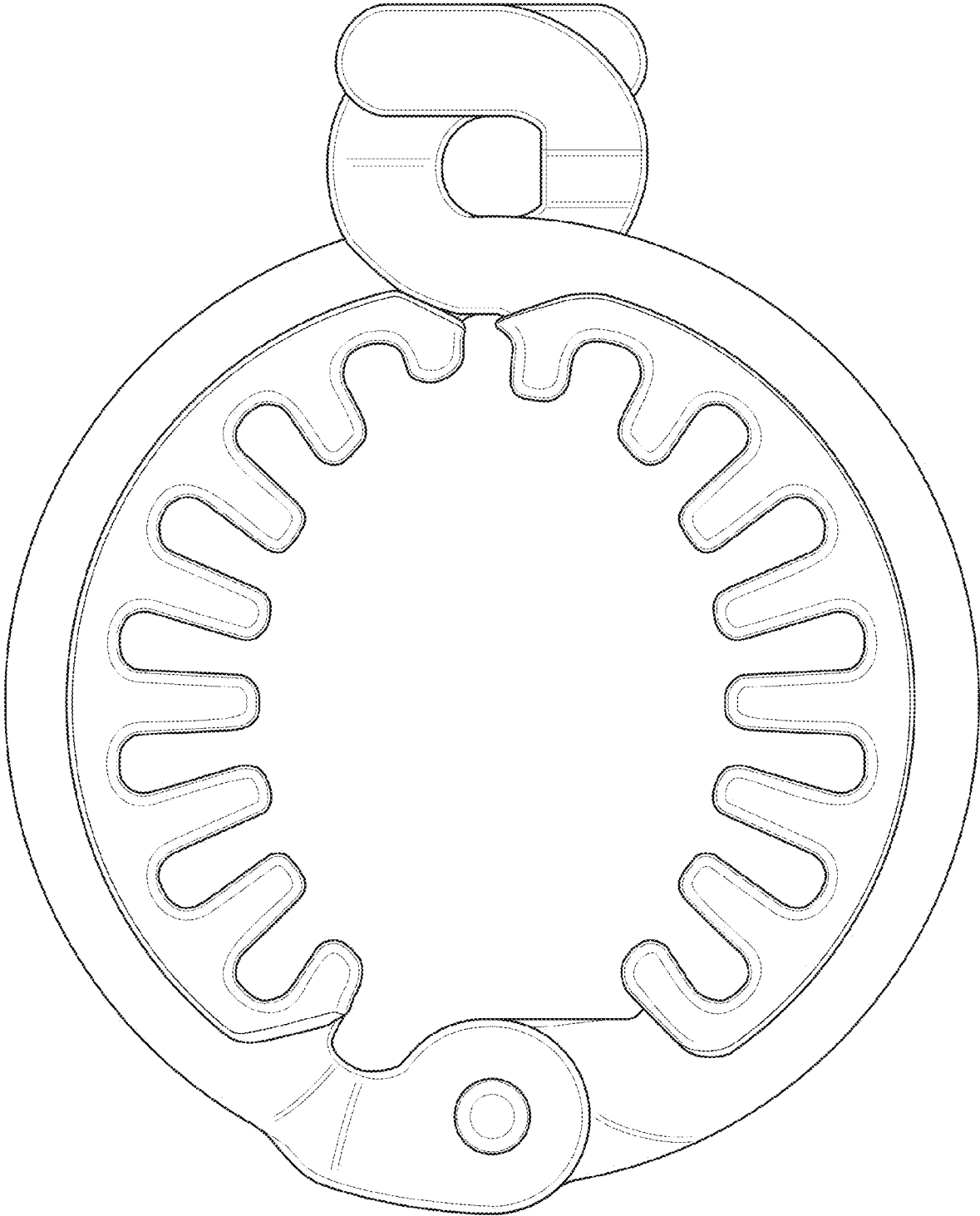


FIG. 2

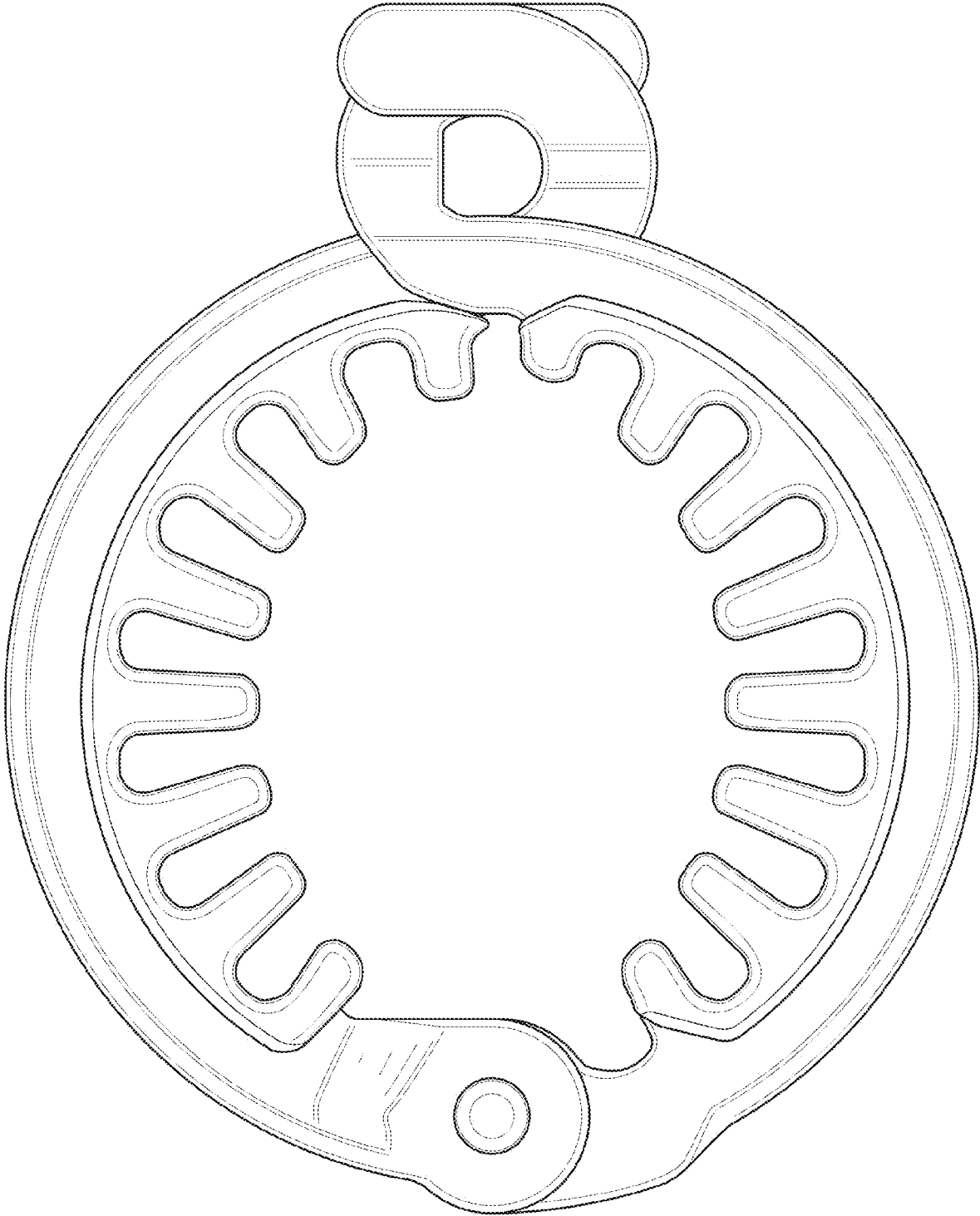


FIG. 3

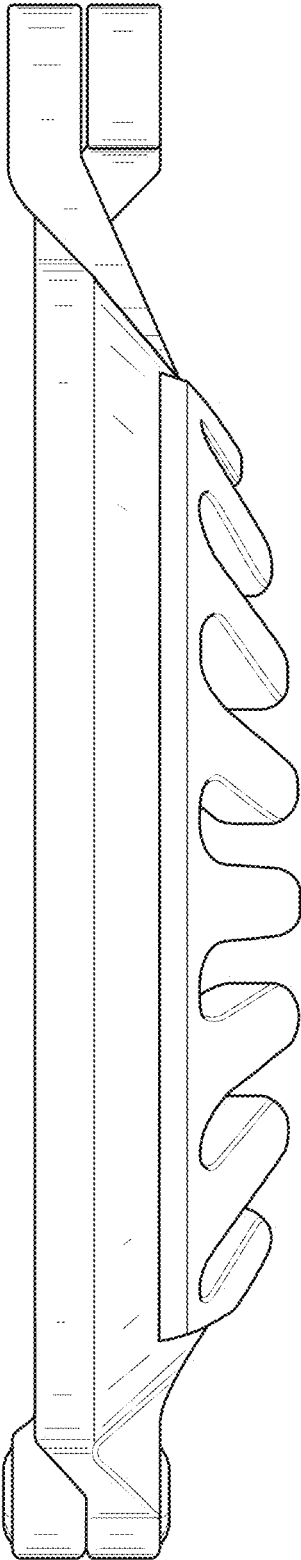


FIG. 4

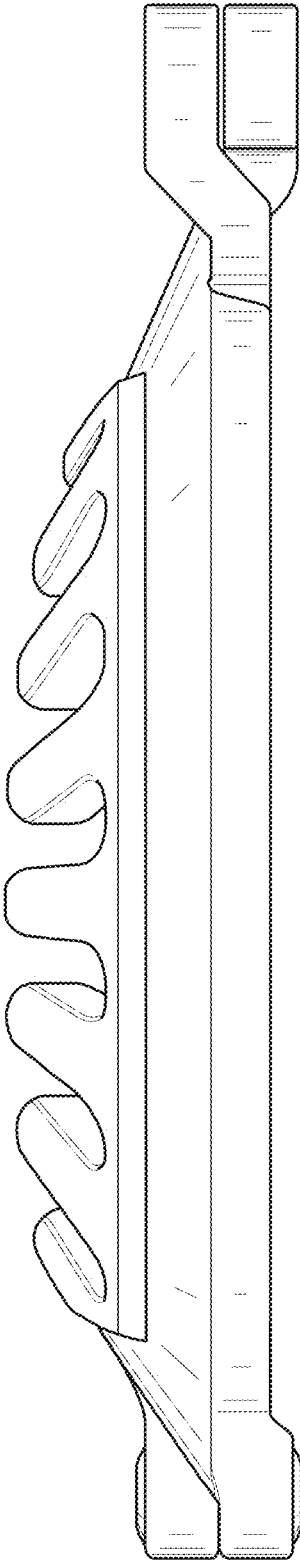


FIG. 5

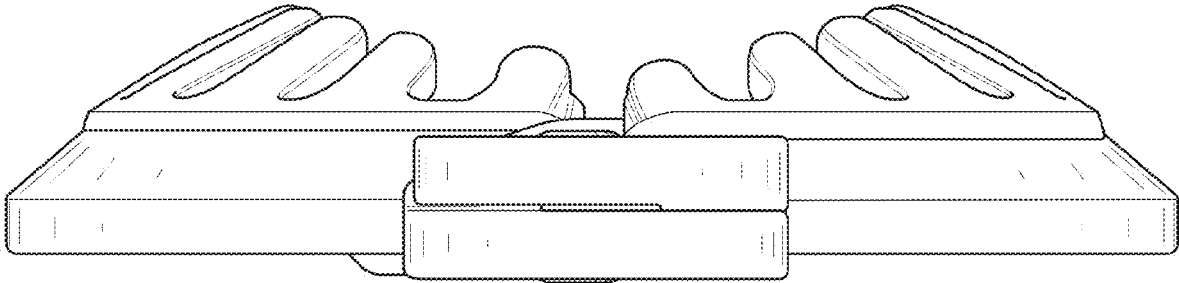


FIG. 6

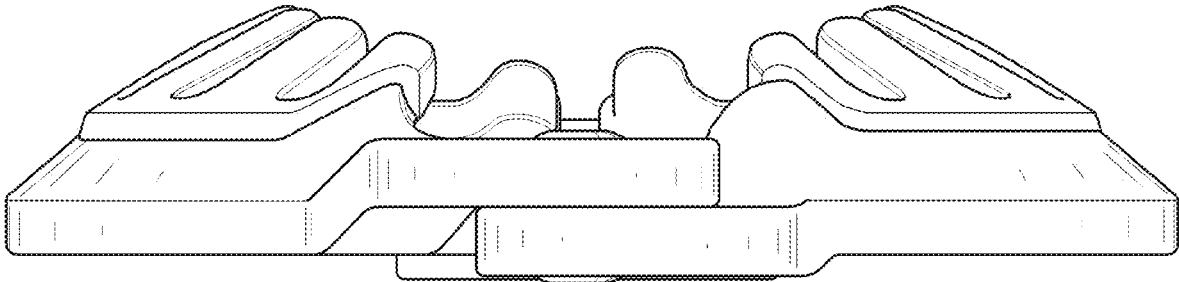


FIG. 7